

US00D492156S1

(12) **United States Design Patent** (10) **Patent No.:** **US D492,156 S**  
**Siegel et al.** (45) **Date of Patent:** **\*\* Jun. 29, 2004**

(54) **GRATE FOR A GRILL**

(75) Inventors: **Dan Siegel**, Huntington, NY (US);  
**Adam Krent**, Brooklyn, NY (US)

(73) Assignee: **Lifetime Hoan Corporation**, Westbury,  
NY (US)

(\*\*) Term: **14 Years**

(21) Appl. No.: **29/194,560**

(22) Filed: **Nov. 28, 2003**

**Related U.S. Application Data**

(62) Division of application No. 29/178,837, filed on Apr. 1,  
2003, now Pat. No. Des. 485,469.

(51) **LOC (7) Cl.** ..... **07-02**

(52) **U.S. Cl.** ..... **D7/408**

(58) **Field of Search** ..... D7/334, 337, 340,  
D7/342, 345, 346, 408, 409; 126/152 R,  
152 B, 1 R, 27, 214 C, 25 B

(56) **References Cited**

**U.S. PATENT DOCUMENTS**

1,650,634 A \* 11/1927 Lutzler ..... D7/359

2,780,215 A \* 2/1957 Vacanti, Jr. .... 126/9 R

3,789,748 A \* 2/1974 Rappoport et al. .... 99/340

4,495,860 A \* 1/1985 Hitch et al. .... 126/9 R

5,176,067 A \* 1/1993 Higgins ..... 126/25 R

5,413,090 A \* 5/1995 Mashburn et al. .... 126/27

\* cited by examiner

*Primary Examiner*—Louis S. Zarfes

*Assistant Examiner*—Robert A Delehanty

(74) *Attorney, Agent, or Firm*—Goodman & Teitelbaum,  
Esqs.

(57) **CLAIM**

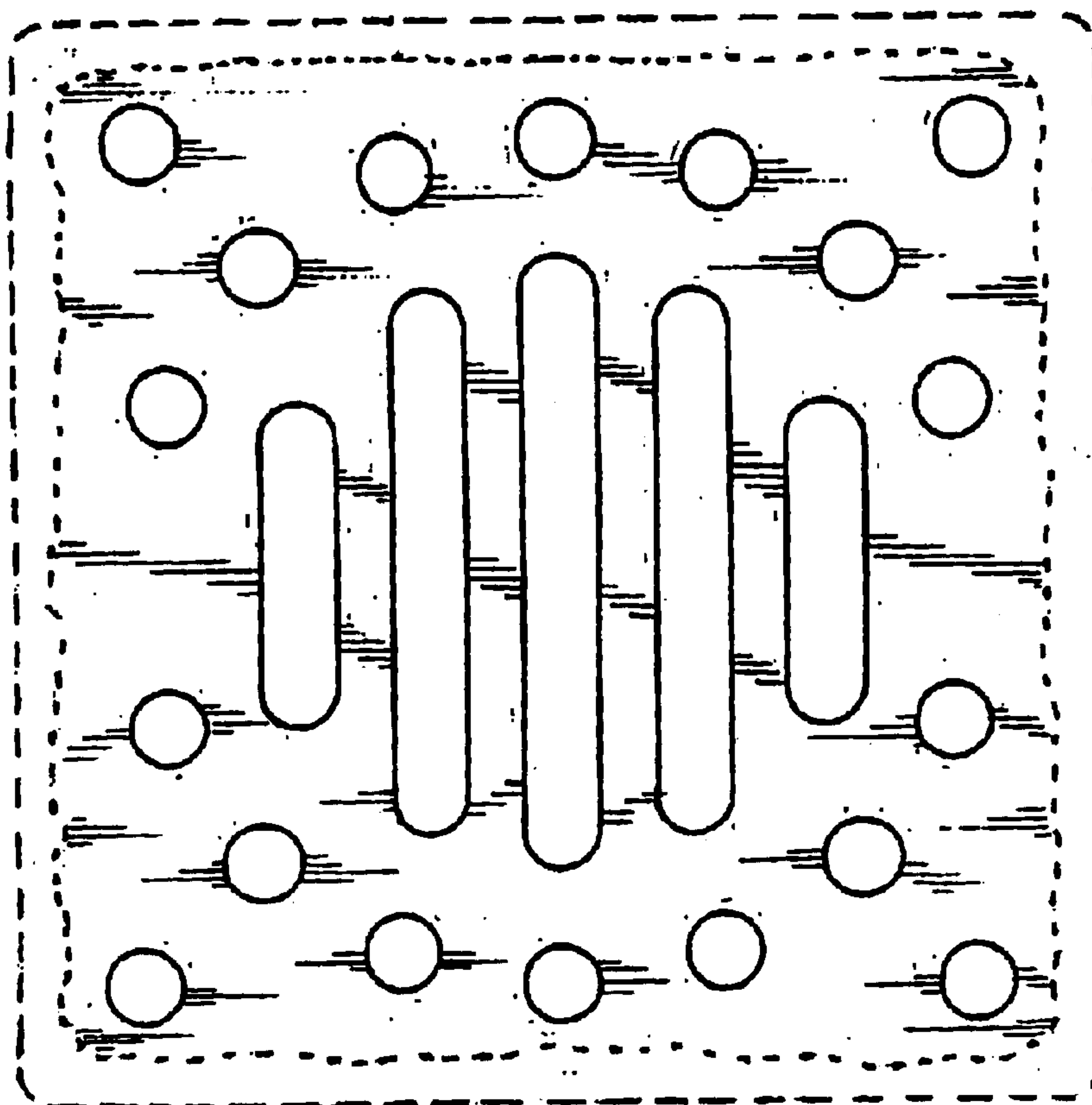
The ornamental design for a grate for a grill, as shown,  
described and illustrated herein.

**DESCRIPTION**

FIG. 1 is a top plan view of a grate for a grill, showing our  
new design, the bottom view being the same; and,  
FIG. 2 is a side elevational view of one side thereof, the rear  
and other side elevational views being the same.

In FIGS. 1 and 2, the dashed lines in the figures represent  
environmental subject matter and form no part of the  
claimed design, and the dotted lines represent the borders  
between claimed subject matter and unclaimed environmen-  
tal subject matter, and form no part of the claimed design.

**1 Claim, 1 Drawing Sheet**



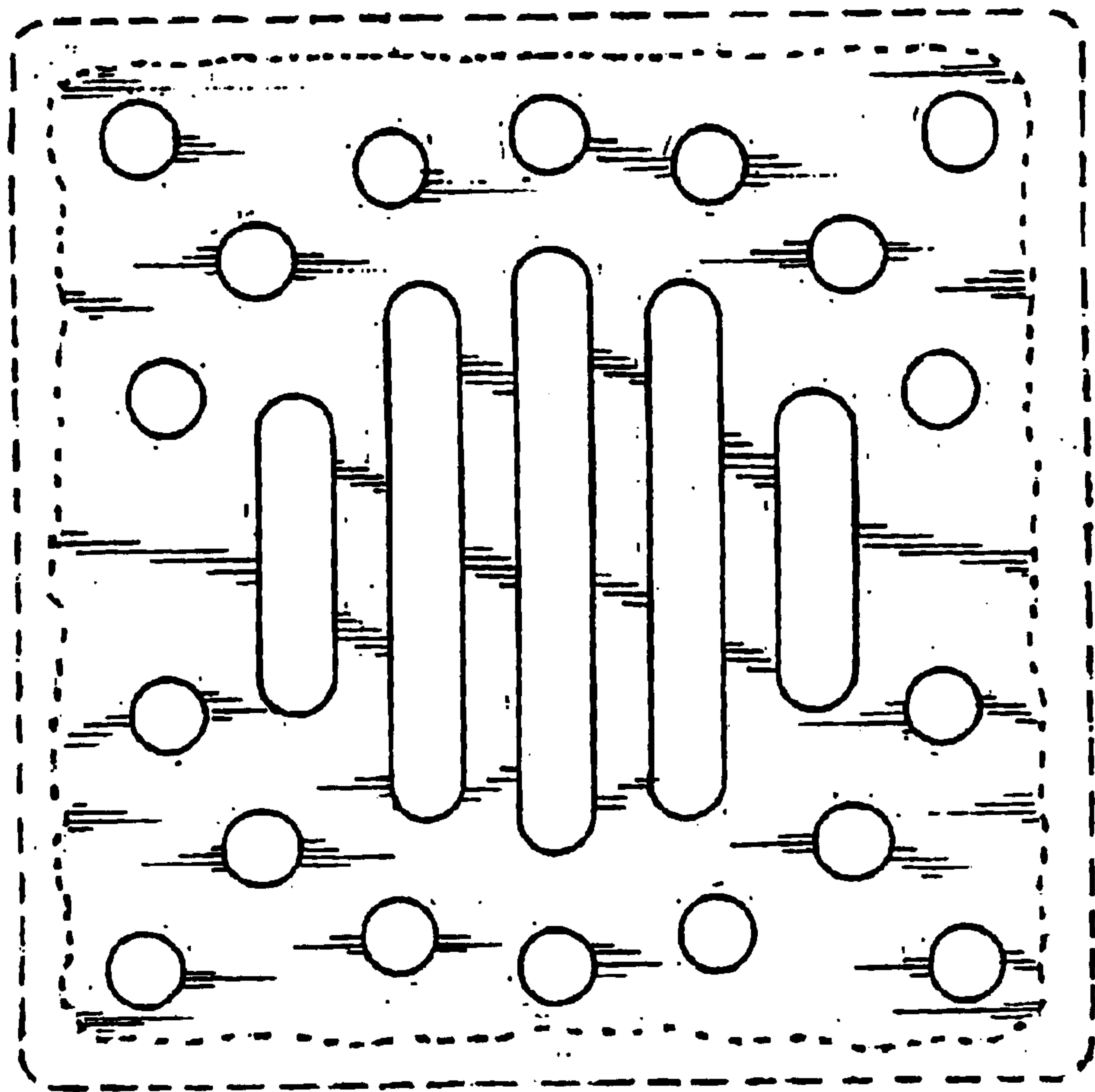


FIG. 1

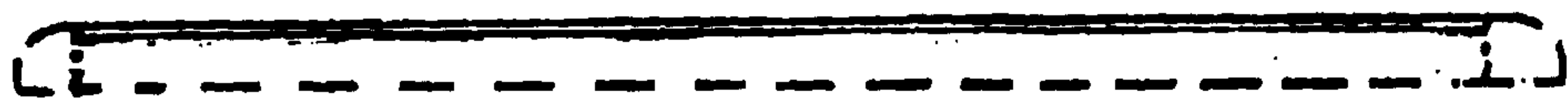


FIG. 2