

US00D492154S1

(12) **United States Design Patent**
Martial

(10) **Patent No.:** **US D492,154 S**

(45) **Date of Patent:** **** Jun. 29, 2004**

(54) **VEHICLE HEAD REST COVER**

6,120,100 A * 9/2000 Palazzolo et al. 297/220 X
D447,902 S * 9/2001 Black D6/610 X

(76) Inventor: **Jimmy E Martial**, 141-21 253rd St.,
Rosedale, NY (US) 11422

* cited by examiner

(**) Term: **14 Years**

Primary Examiner—Louis S. Zarfes
Assistant Examiner—Monica A Weingart

(21) Appl. No.: **29/140,157**

(57) **CLAIM**

(22) Filed: **Apr. 12, 2001**

The ornamental design for a vehicle head rest cover, as shown and described.

(51) **LOC (7) Cl.** **06-13**

(52) **U.S. Cl.** **D6/611**

(58) **Field of Search** D6/610, 611, 341;
297/218.1, 218.11, 219.1, 220, 227, 228.1,
229, DIG. 1, DIG. 6; 5/622, 637; 150/154,
158

DESCRIPTION


FIG. 1 is a front elevational view of the vehicle head rest cover of the present invention;
FIG. 2 is a rear elevational view of the vehicle head rest cover of FIG. 1;
FIG. 3 is a left side elevational view of the vehicle head rest cover of FIG. 1, the right view being a mirror image thereof;
FIG. 4 is a top plan view of the vehicle head rest cover of FIG. 1;
FIG. 5 is a bottom plan view of the vehicle head rest cover of FIG. 1; and,
FIG. 6 is a front, left side perspective view of the vehicle head rest cover of FIG. 1.
The broken lines showing of a car seat in FIG. 6 is for illustrative purposes only and form no part of the claimed design.

(56) **References Cited**

U.S. PATENT DOCUMENTS

3,804,458 A	4/1974	Jannoni	
4,165,125 A	8/1979	Owen	
4,773,707 A	9/1988	Vadala	
5,028,472 A	7/1991	Gray	
5,405,190 A	* 4/1995	Jeffcoat et al.	297/DIG. 1 X
5,707,107 A	1/1998	Melone	
5,803,539 A	* 9/1998	Dewar et al.	297/219.1
D400,042 S	* 10/1998	Black, Jr.	D6/610
D402,846 S	12/1998	Licata et al.	
D405,637 S	* 2/1999	Licata et al.	D6/611

1 Claim, 3 Drawing Sheets



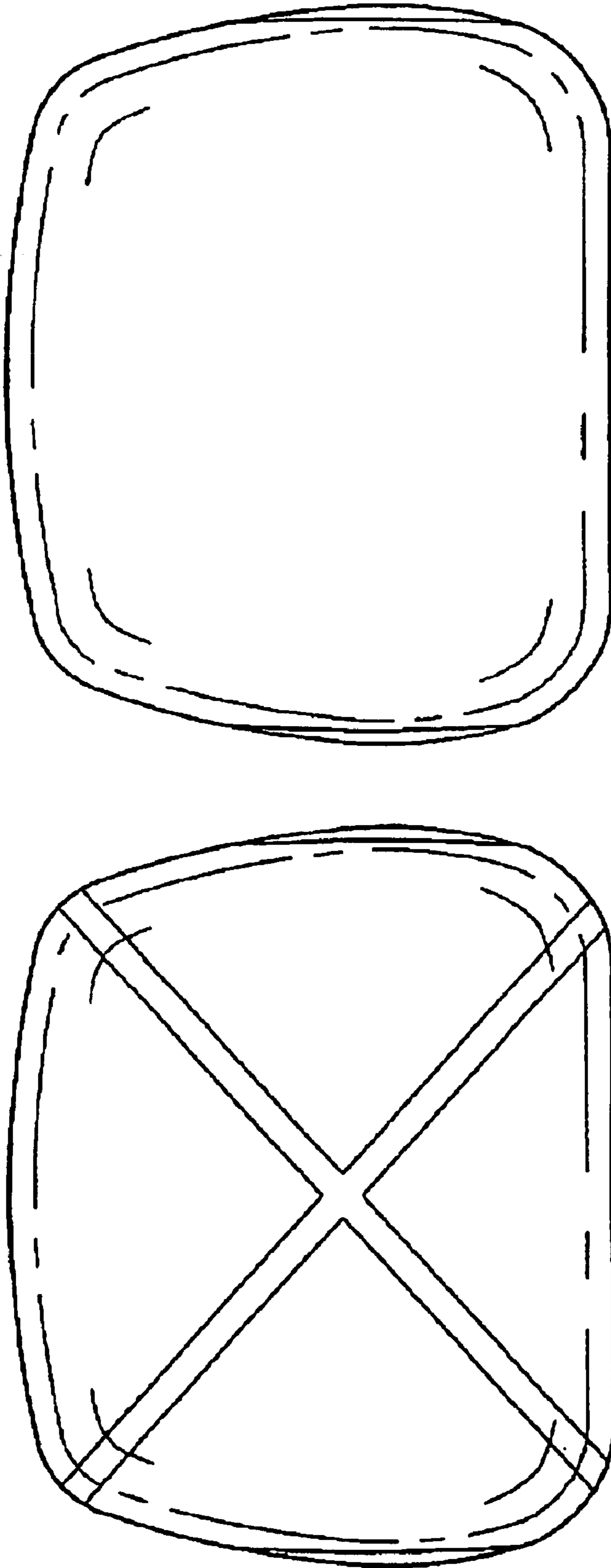


FIG. 1

FIG. 2

FIG. 4

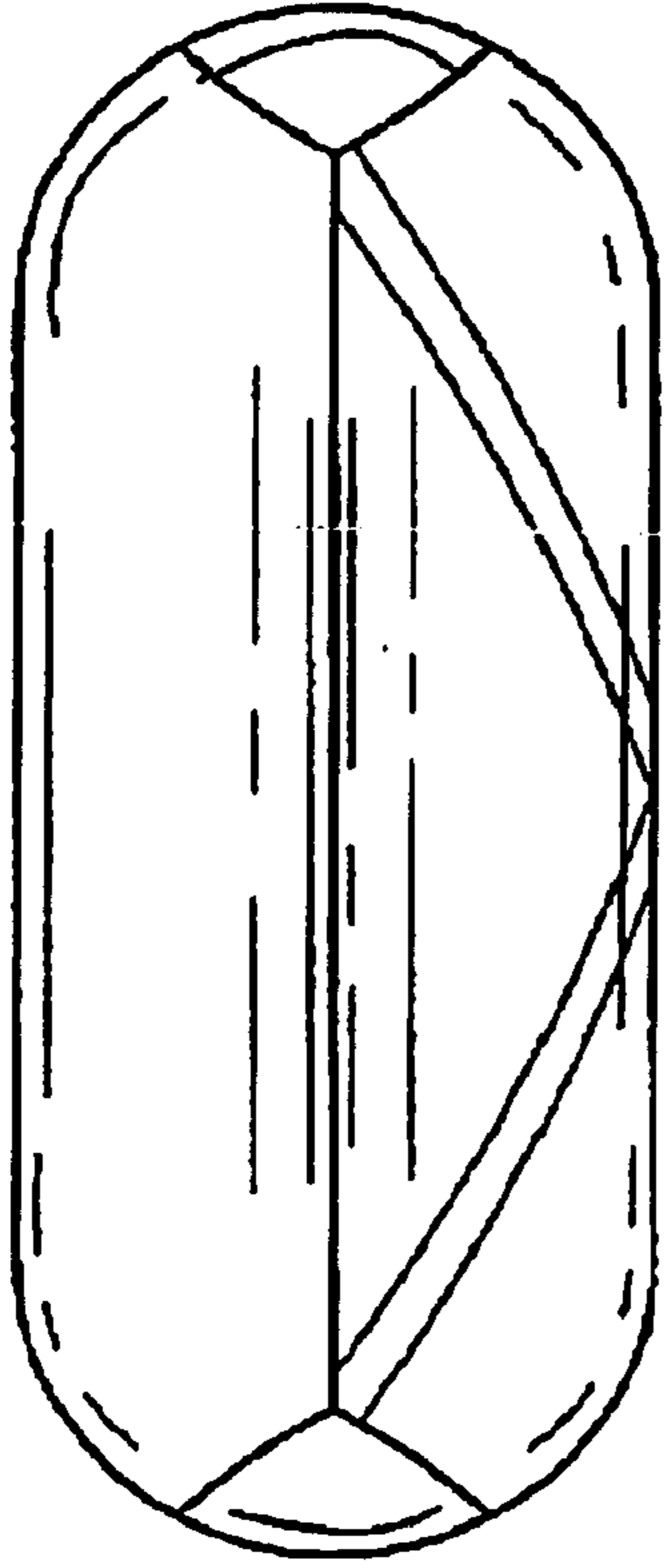


FIG. 5

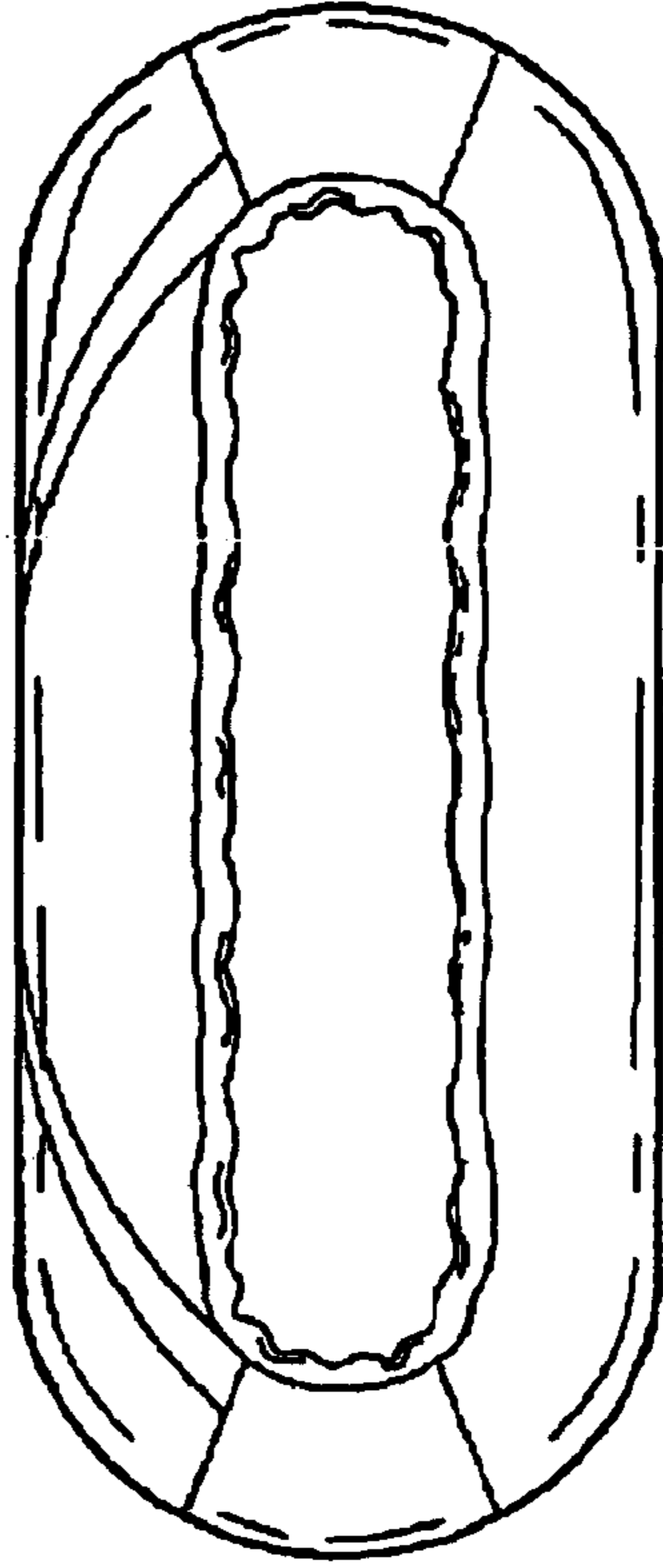
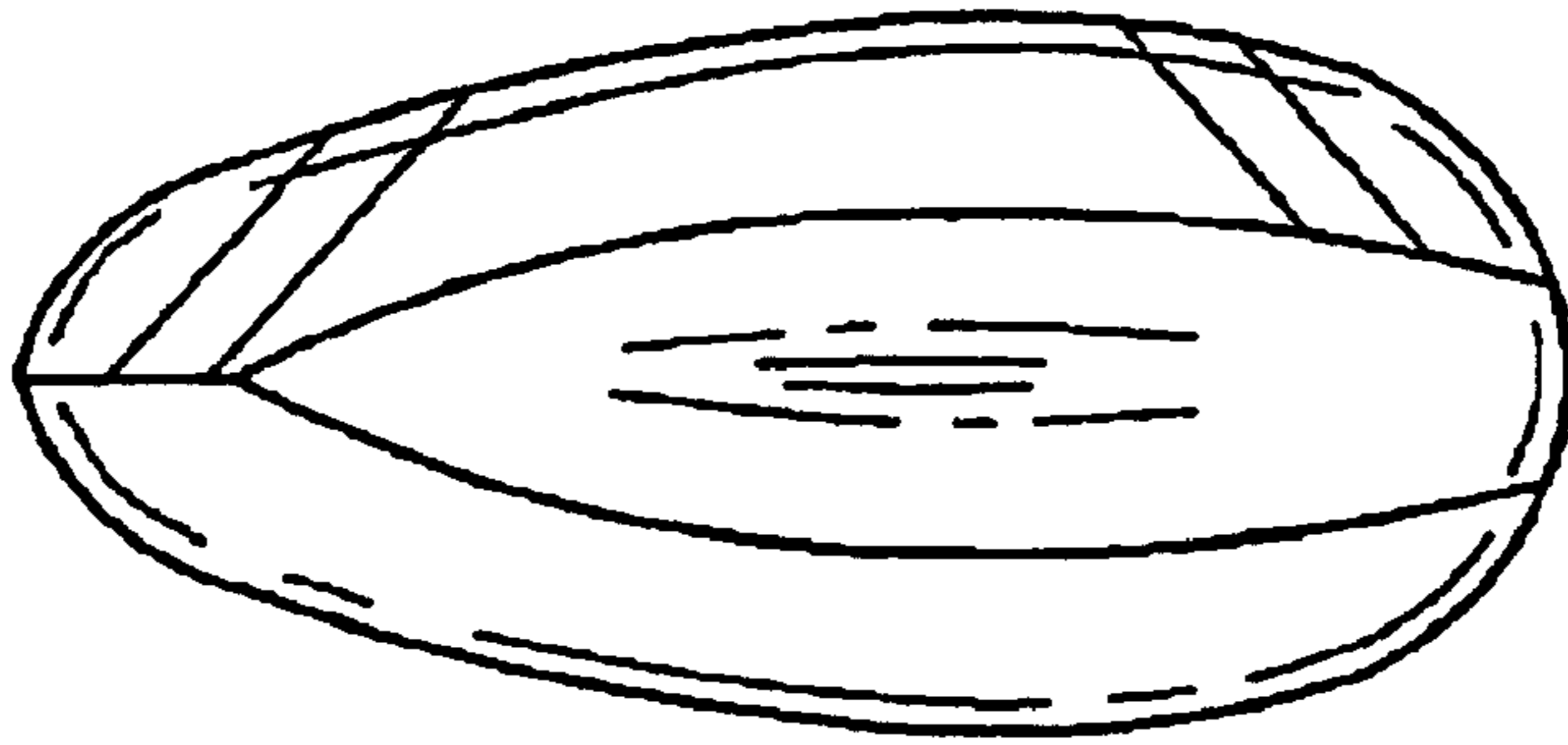


FIG. 3



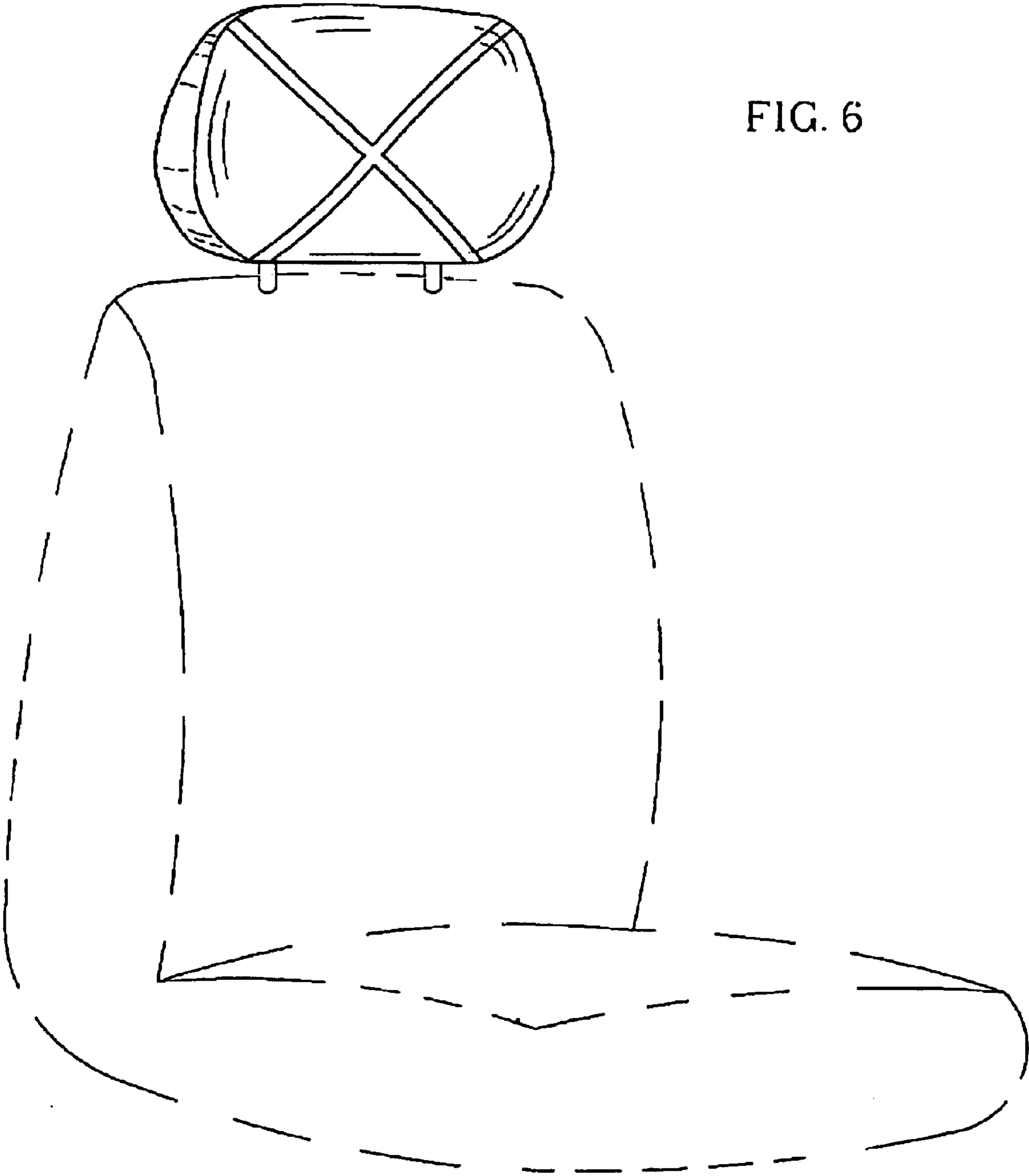


FIG. 6