

US00D492151S1

(12) **United States Design Patent**  
**Chen**

(10) **Patent No.:** **US D492,151 S**  
(45) **Date of Patent:** **\*\* Jun. 29, 2004**

(54) **POST FOR BATH ACCESSORY**

(76) Inventor: **Lien-Fu Chen**, No. 11, Lane 66, Fu Dong Street, Fu Shan Li, Chung Hua City (TW)

(\*\*) Term: **14 Years**

(21) Appl. No.: **29/181,563**

(22) Filed: **May 12, 2003**

(51) **LOC (7) Cl.** ..... **23-02**

(52) **U.S. Cl.** ..... **D6/524**

(58) **Field of Search** ..... D6/522-51; D8/300, D8/315-21, 354, 363, 373, 380; 108/28-29; 211/13.1, 16, 60.1, 86.01, 87.01, 88.04, 100, 105.1-105.2, 123, 181.1, 182; 248/175, 176.1, 251, 302; 16/110.1, 412, 415

(56) **References Cited**

**U.S. PATENT DOCUMENTS**

D327,196 S \* 6/1992 Crook et al. .... D6/549  
D388,644 S \* 1/1998 Chen ..... D6/550  
D423,854 S \* 5/2000 Roth et al. .... D6/549

D439,779 S \* 4/2001 Wu ..... D6/523  
D454,273 S \* 3/2002 Meck et al. .... D6/523  
D454,459 S \* 3/2002 Meck et al. .... D6/549  
D466,736 S \* 12/2002 Ouyoung ..... D6/524

\* cited by examiner

*Primary Examiner*—Brian N. Vinson

(74) *Attorney, Agent, or Firm*—Charles E. Baxley


(57) **CLAIM**

The ornamental design for a post for bath accessory, as shown and described.

**DESCRIPTION**

FIG. 1 is a perspective view of a post for bath accessory showing my new design;  
FIG. 2 is a front elevational view thereof;  
FIG. 3 is a rear elevational view thereof;  
FIG. 4 is a left side elevational view thereof;  
FIG. 5 is a right side elevational view thereof;  
FIG. 6 is a top plan view thereof; and,  
FIG. 7 is a bottom plan view thereof.

**1 Claim, 4 Drawing Sheets**






FIG. 1




FIG. 2

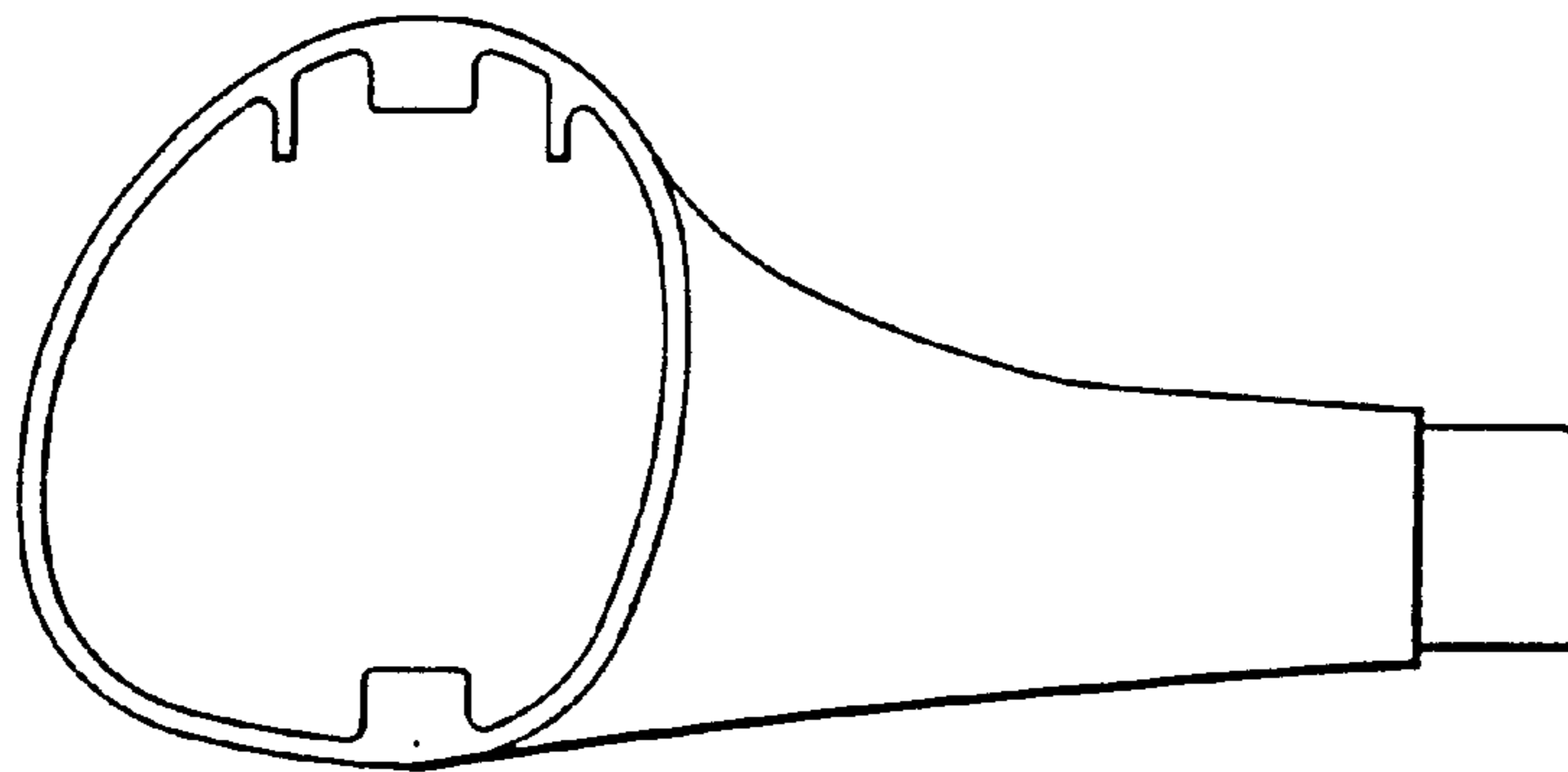


FIG. 3

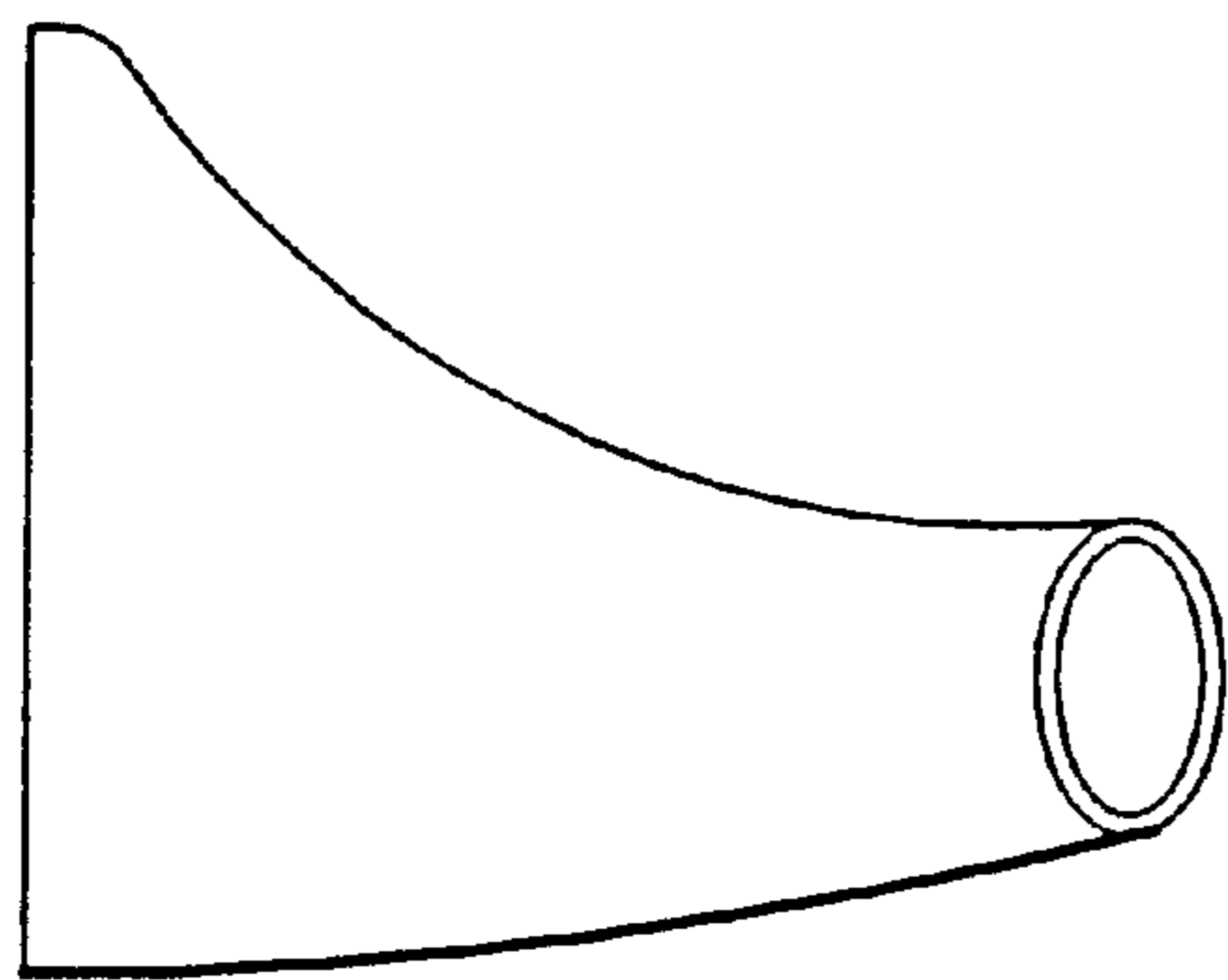


FIG. 4




FIG. 5

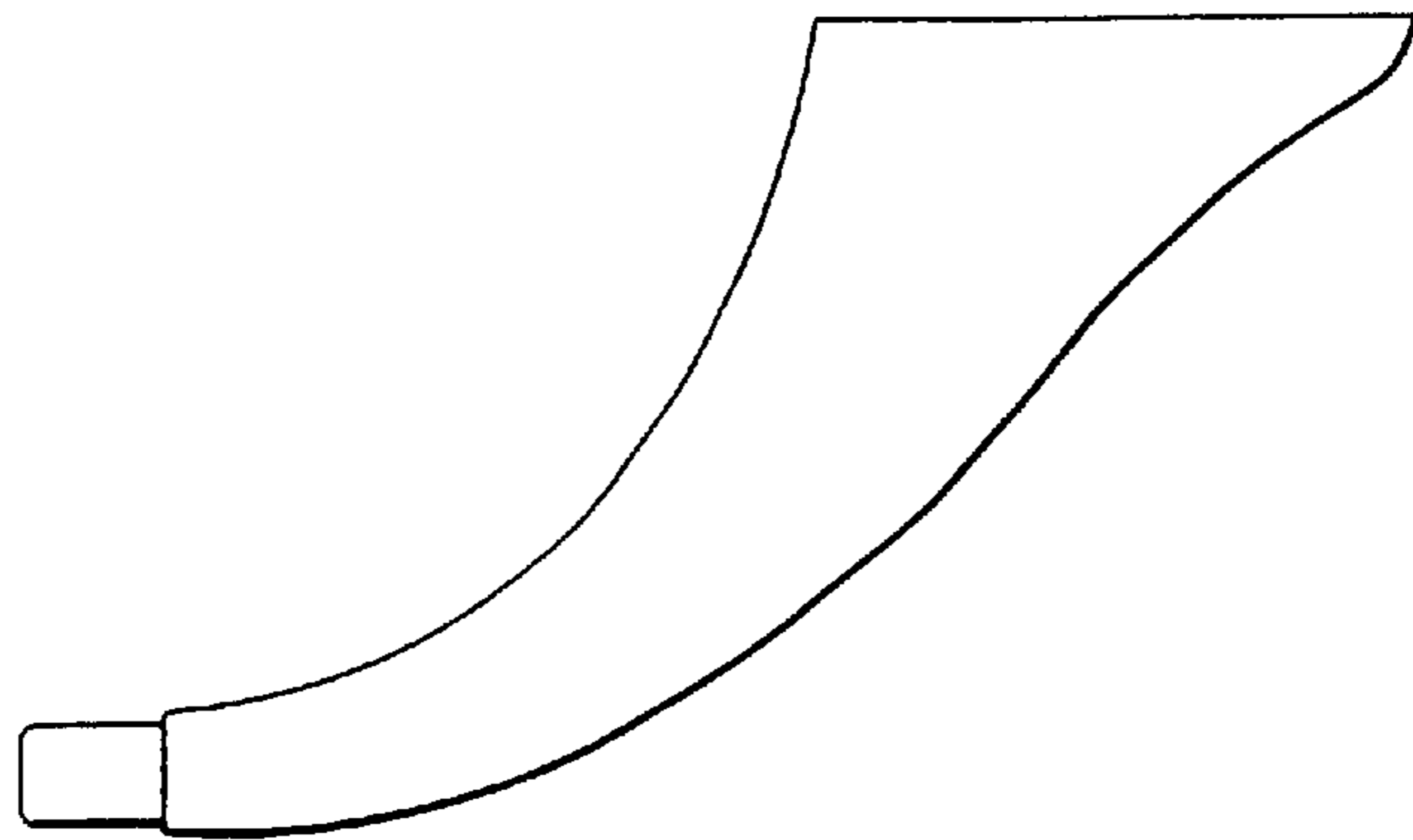


FIG. 6

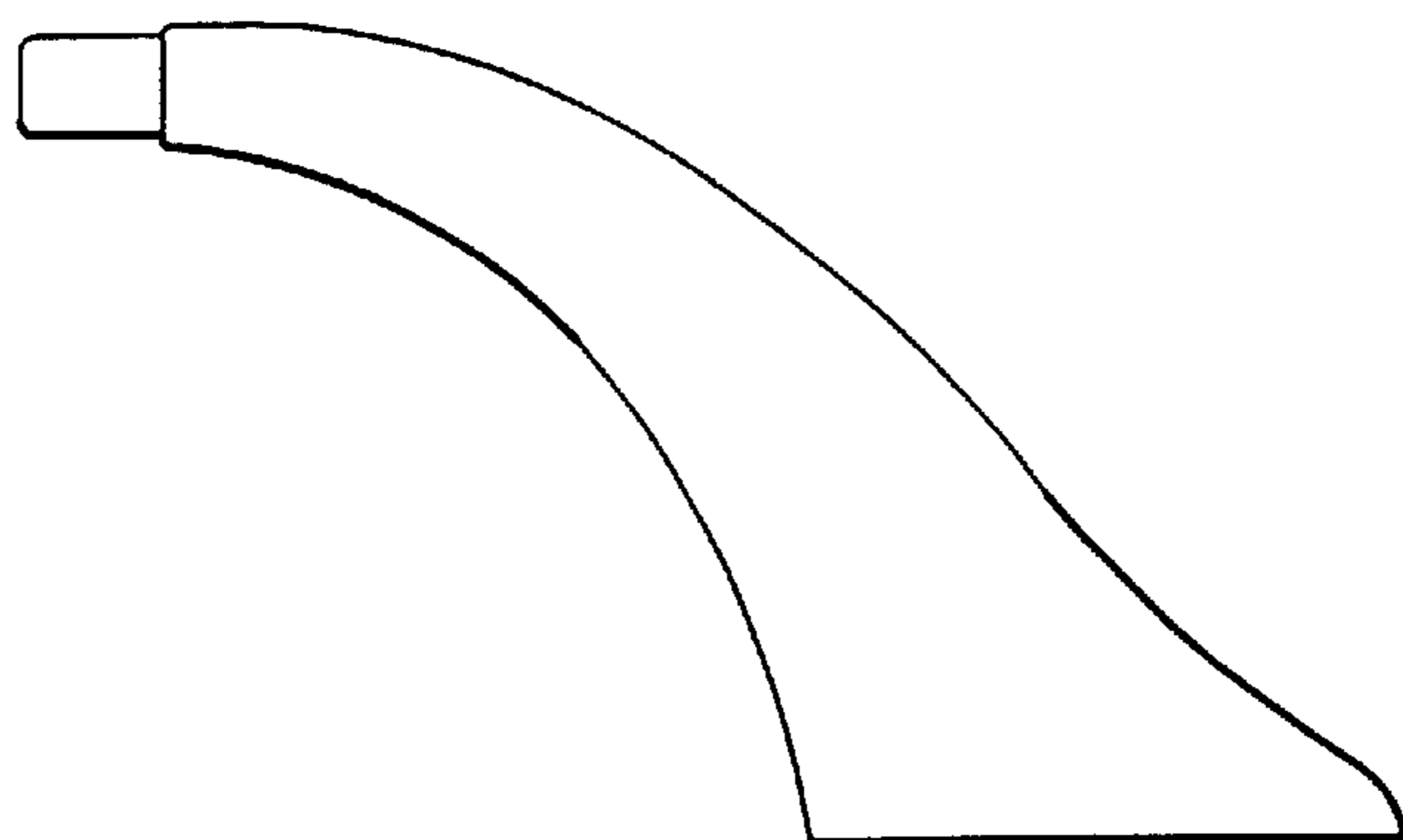


FIG. 7