

US00D492146S1

(12) **United States Design Patent**
Mizelle

(10) **Patent No.:** **US D492,146 S**
(45) **Date of Patent:** **** Jun. 29, 2004**

(54) **CHAIR SEAT**

D421,861 S * 3/2000 Ginat D6/500
D439,070 S * 3/2001 Turner et al. D6/380
D463,173 S * 9/2002 Chi D6/500

(75) Inventor: **Ned W. Mizelle**, High Point, NC (US)

(73) Assignee: **Greenwich Industries, L.P.**, Lake Bluff, IL (US)

(**) Term: **14 Years**

(21) Appl. No.: **29/186,869**

(22) Filed: **Jul. 23, 2003**

(51) **LOC (7) Cl.** **06-01**

(52) **U.S. Cl.** **D6/502**

(58) **Field of Search** D6/334, 335, 366,
D6/367, 368, 374, 379, 380, 500, 501,
502, 601; 297/445.1, 446.1, 452.48, DIG. 1

(56) **References Cited**

U.S. PATENT DOCUMENTS

D218,028 S * 7/1970 Lohr D6/367 X
3,531,552 A * 9/1970 Getz et al. 297/452.48 X
D355,986 S * 3/1995 Myers D6/502 X
D355,999 S * 3/1995 Townsend D6/502
D386,036 S * 11/1997 Laidlaw D6/601
D413,029 S * 8/1999 Caruso D6/374
D414,951 S * 10/1999 Breen D6/366

* cited by examiner

Primary Examiner—Gary D. Watson

(74) *Attorney, Agent, or Firm*—Fitch, Even, Tabin & Flannery

(57) **CLAIM**

I claim the ornamental design for a chair seat, as shown and described.

DESCRIPTION

FIG. 1 is a perspective view of the chair seat according to my design, the broken lines of the portable, folding chair frame with a backrest are for illustrative purposes only and form no part of the claimed design;

FIG. 2 is a front view of the chair seat of FIG. 1;

FIG. 3 is a rear view of the chair seat of FIG. 1;

FIG. 4 is a bottom view of the chair seat of FIG. 1;

FIG. 5 is a left side view of the chair seat of FIG. 1, the right side being a mirror image thereof; and,

FIG. 6 is a top view of the chair seat of FIG. 1.

1 Claim, 3 Drawing Sheets

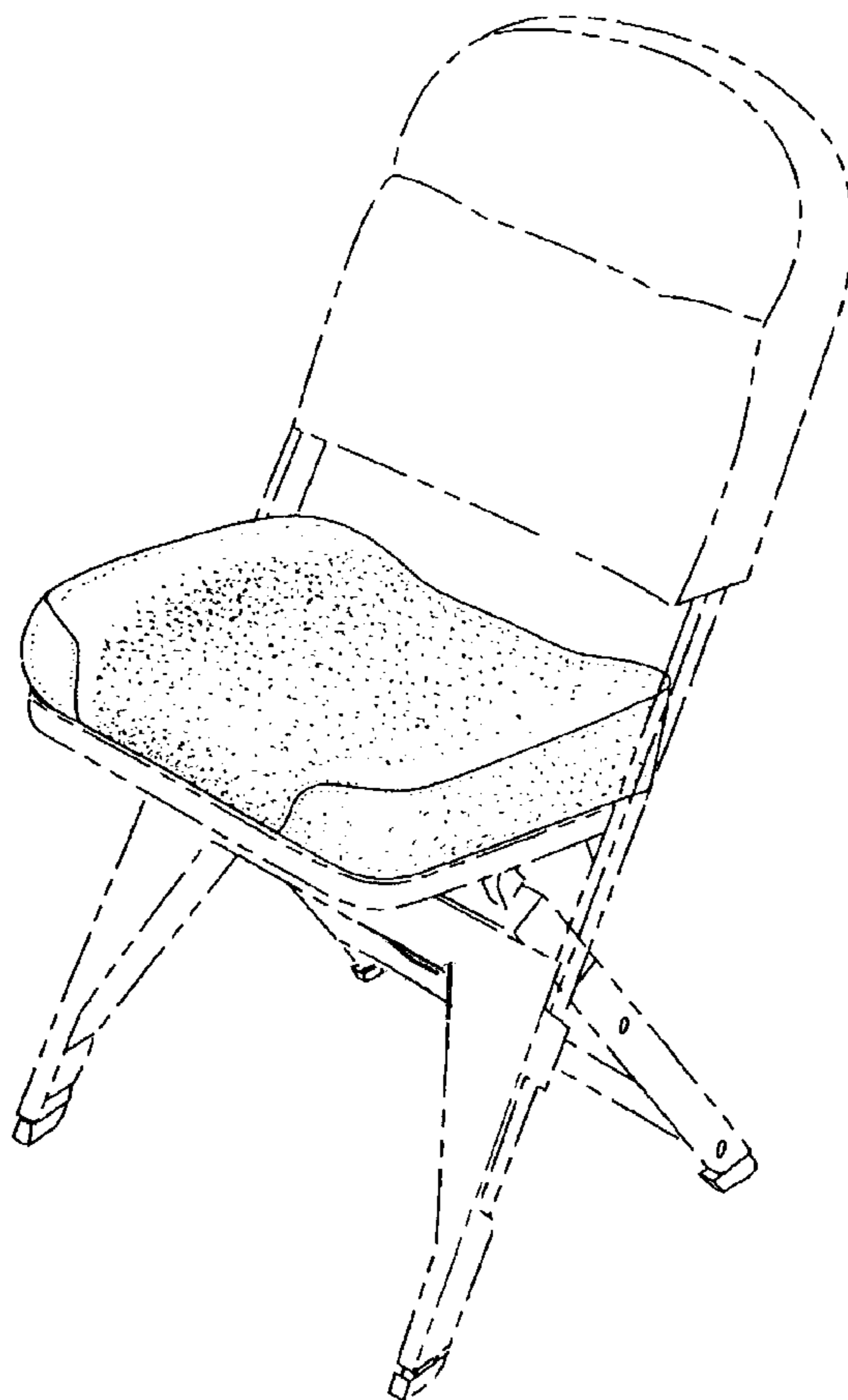


Fig. 1

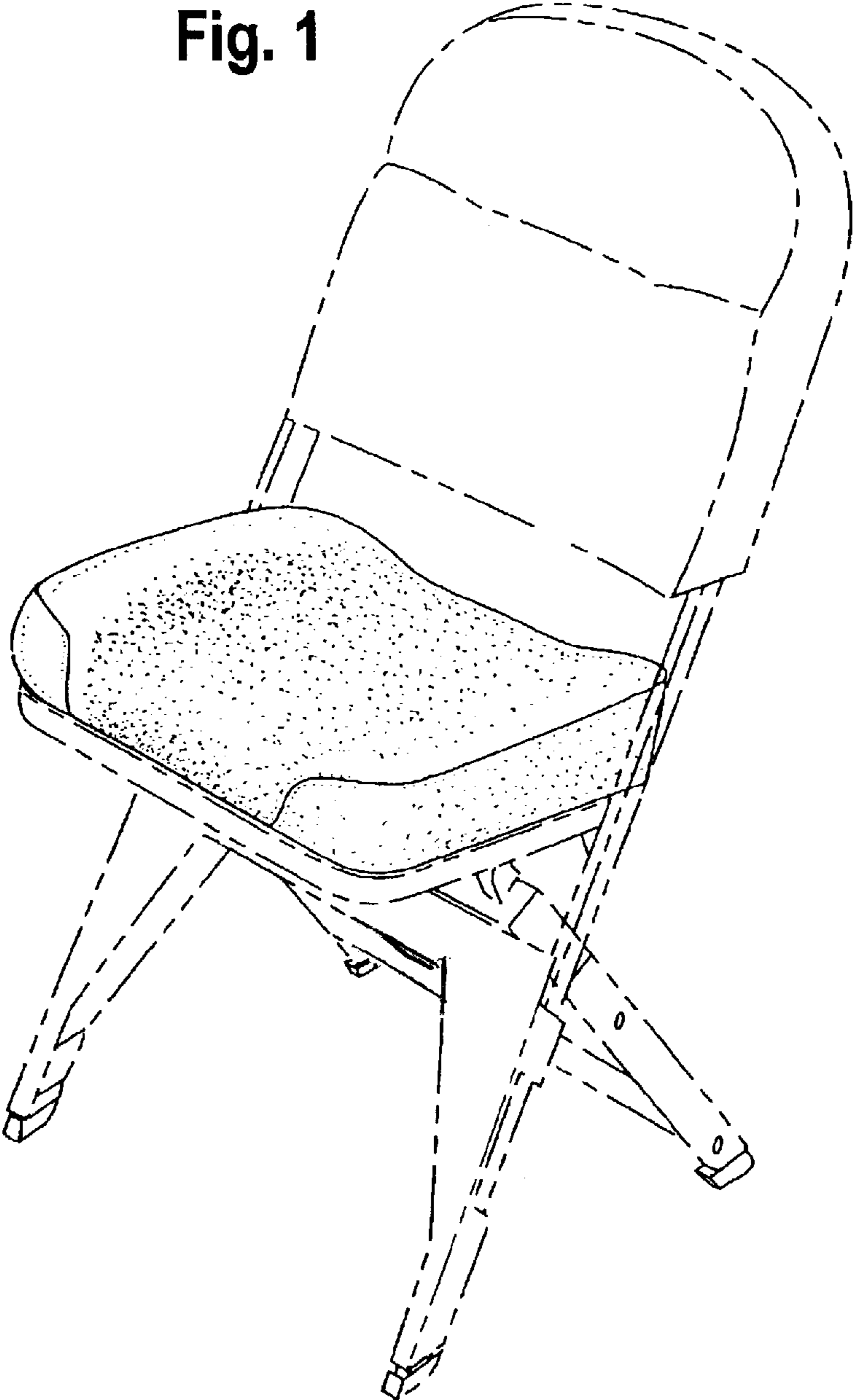


Fig. 2




Fig. 3

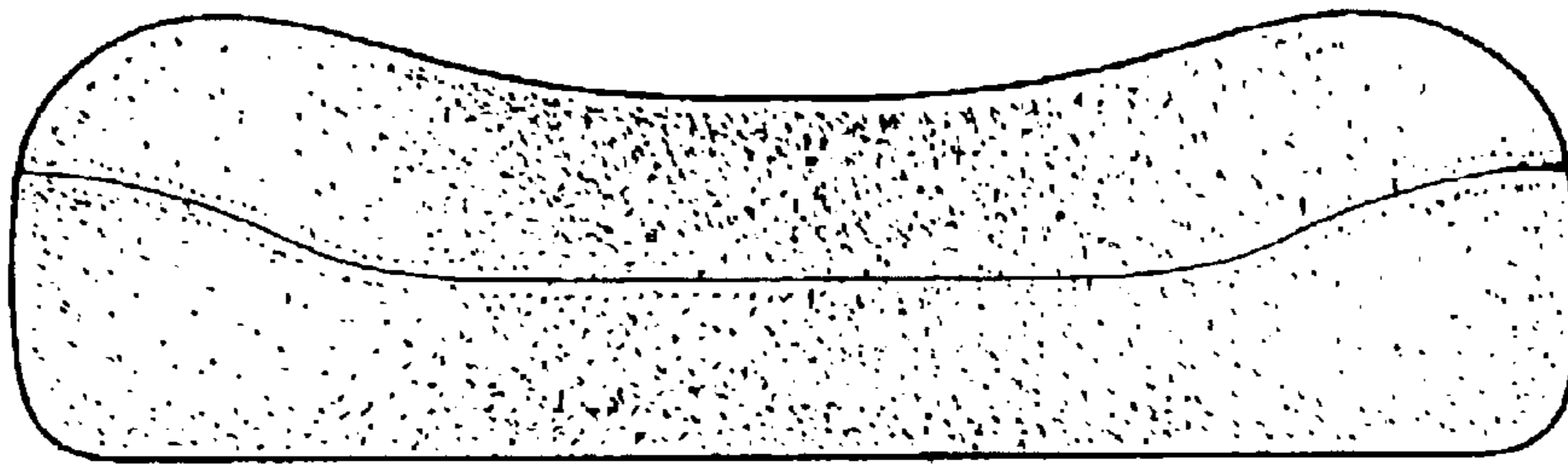


Fig. 4

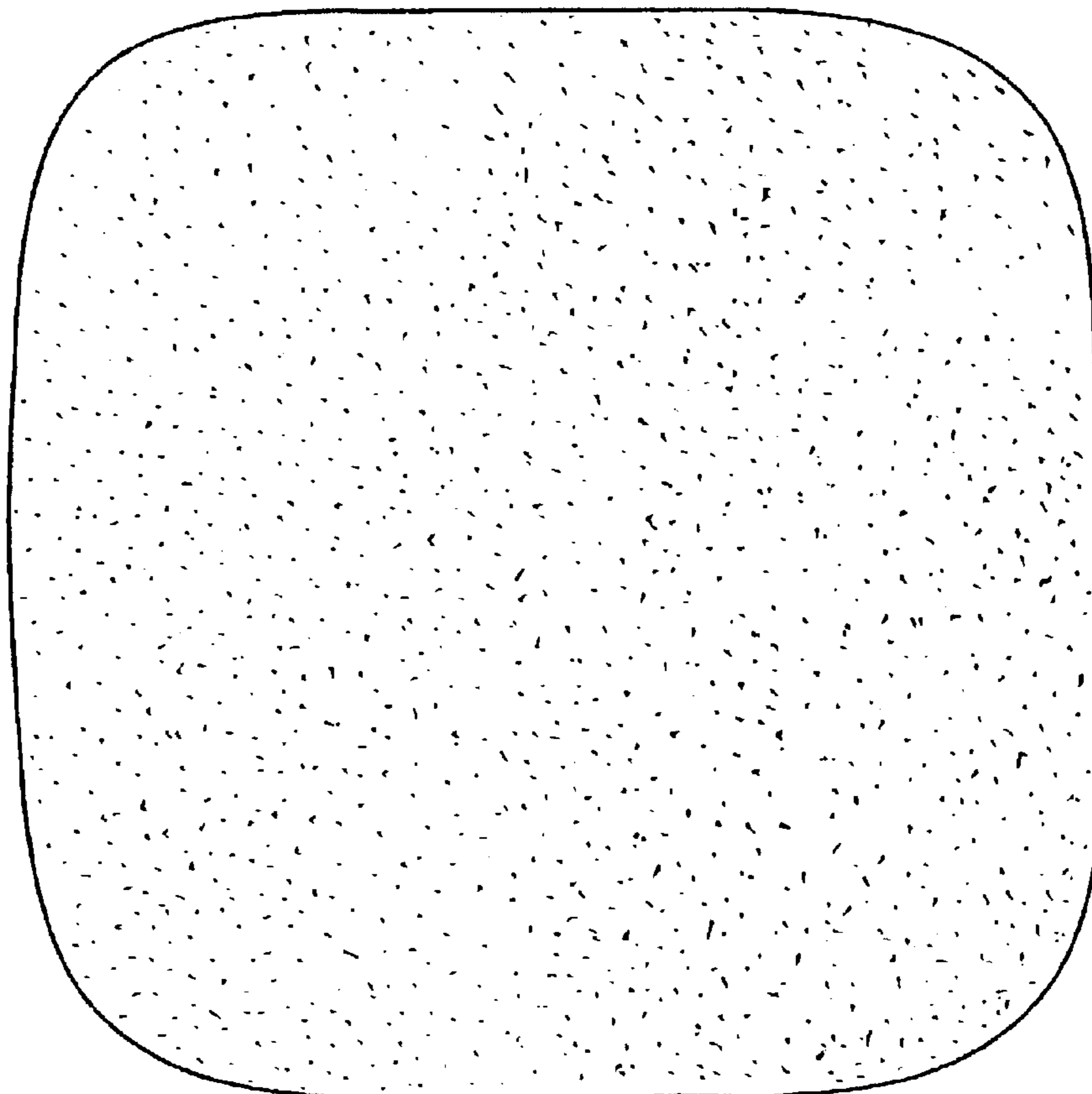


Fig. 5

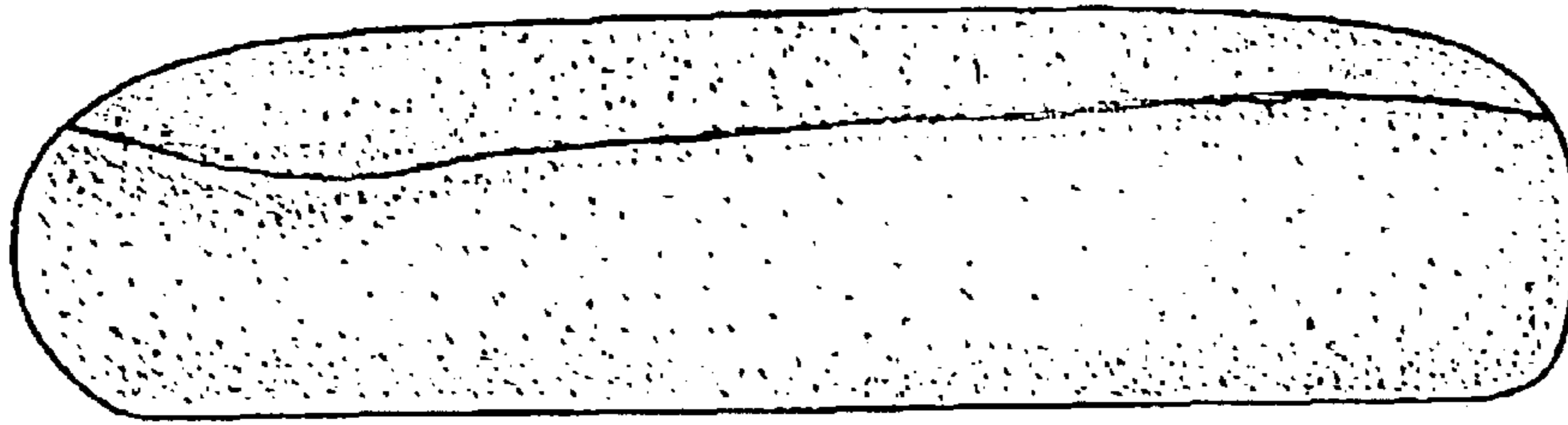


Fig. 6

