

US00D492142S1

(12) **United States Design Patent**
Lenger

(10) **Patent No.:** **US D492,142 S**
(45) **Date of Patent:** **** Jun. 29, 2004**

(54) **SOFA TRIM**
(75) Inventor: **Sidney A. Lenger**, Kernersville, NC
(US)
(73) Assignee: **American Signature, Inc.**, Columbus,
OH (US)
(**) Term: **14 Years**

D267,447 S 1/1983 Friedman D6/381
D428,725 S 8/2000 Lee D6/381
D447,883 S 9/2001 Meier et al. D6/381
D455,023 S 4/2002 Lee D6/381
D459,607 S 7/2002 Gibson D6/381
D484,338 S * 12/2003 Lenger D6/500

* cited by examiner

(21) Appl. No.: **29/188,617**
(22) Filed: **Aug. 21, 2003**

Primary Examiner—Gary D. Watson
(74) *Attorney, Agent, or Firm*—Wood, Herron & Evans,
L.L.P.

Related U.S. Application Data

(62) Division of application No. 29/163,514, filed on Jul. 5, 2002,
now Pat. No. Des. 484,338.

(51) **LOC (7) Cl.** **06-06**
(52) **U.S. Cl.** **D6/495; D6/500**
(58) **Field of Search** D6/334, 335, 336,
D6/381, 495, 500, 501, 502; 5/310; 108/153.1,
155, 156, 157, 161; 248/188, 188.1, 188.8,
188.9; 297/463.1

(57) **CLAIM**

The ornamental design for a sofa trim, as shown and
described.

DESCRIPTION


FIG. 1 is a front elevational view of a sofa trim incorporating
my new design.
FIG. 2 is a rear elevational view thereof;
FIG. 3 is a top plan view thereof;
FIG. 4 is a bottom plan view thereof;
FIG. 5 is a right-side elevational view thereof; and,
FIG. 6 is a left-side elevational view thereof.

(56) **References Cited**

U.S. PATENT DOCUMENTS

D106,798 S 11/1937 Kaufman D6/334

1 Claim, 1 Drawing Sheet






FIG. 5




FIG. 6

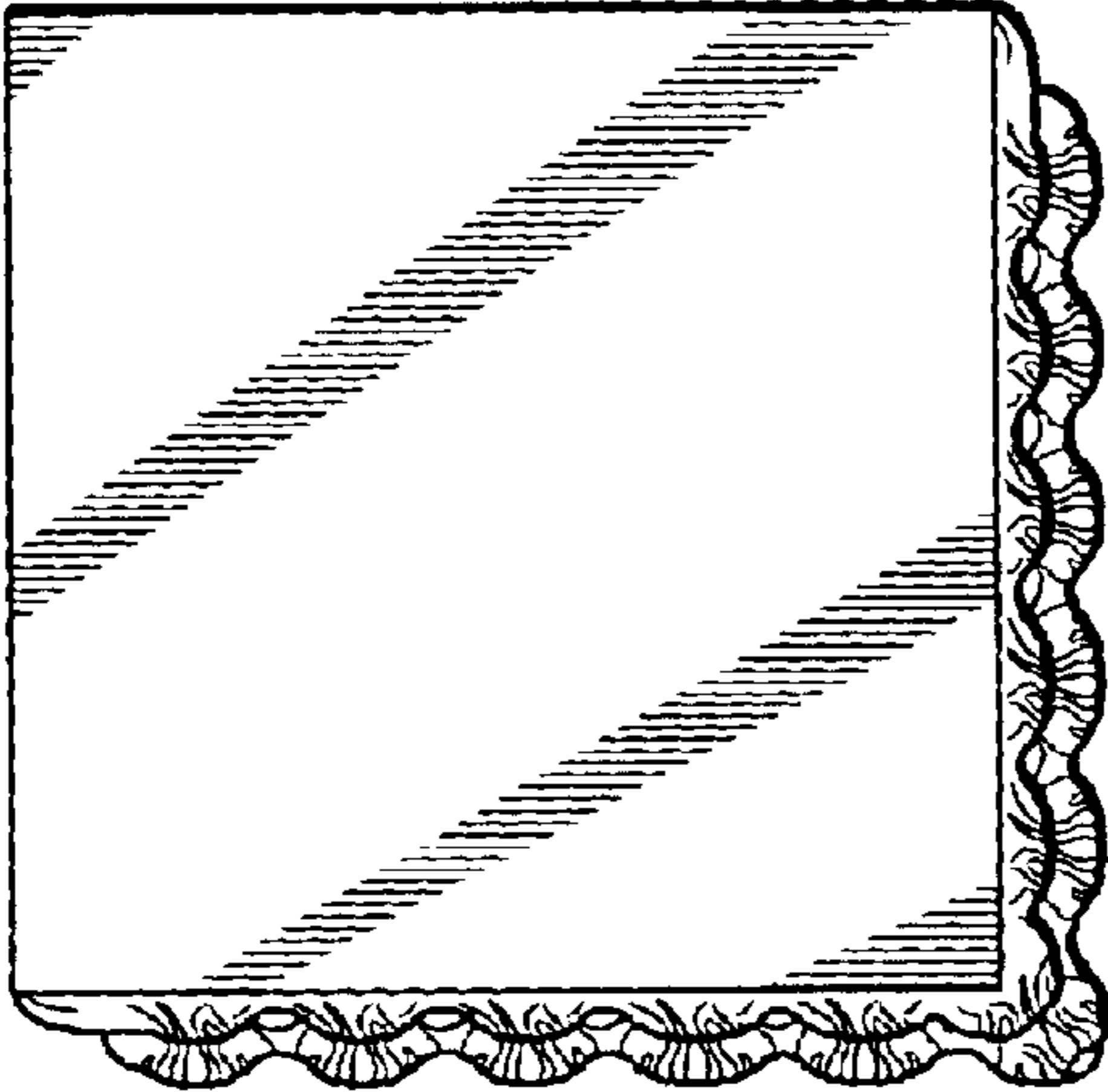


FIG. 3

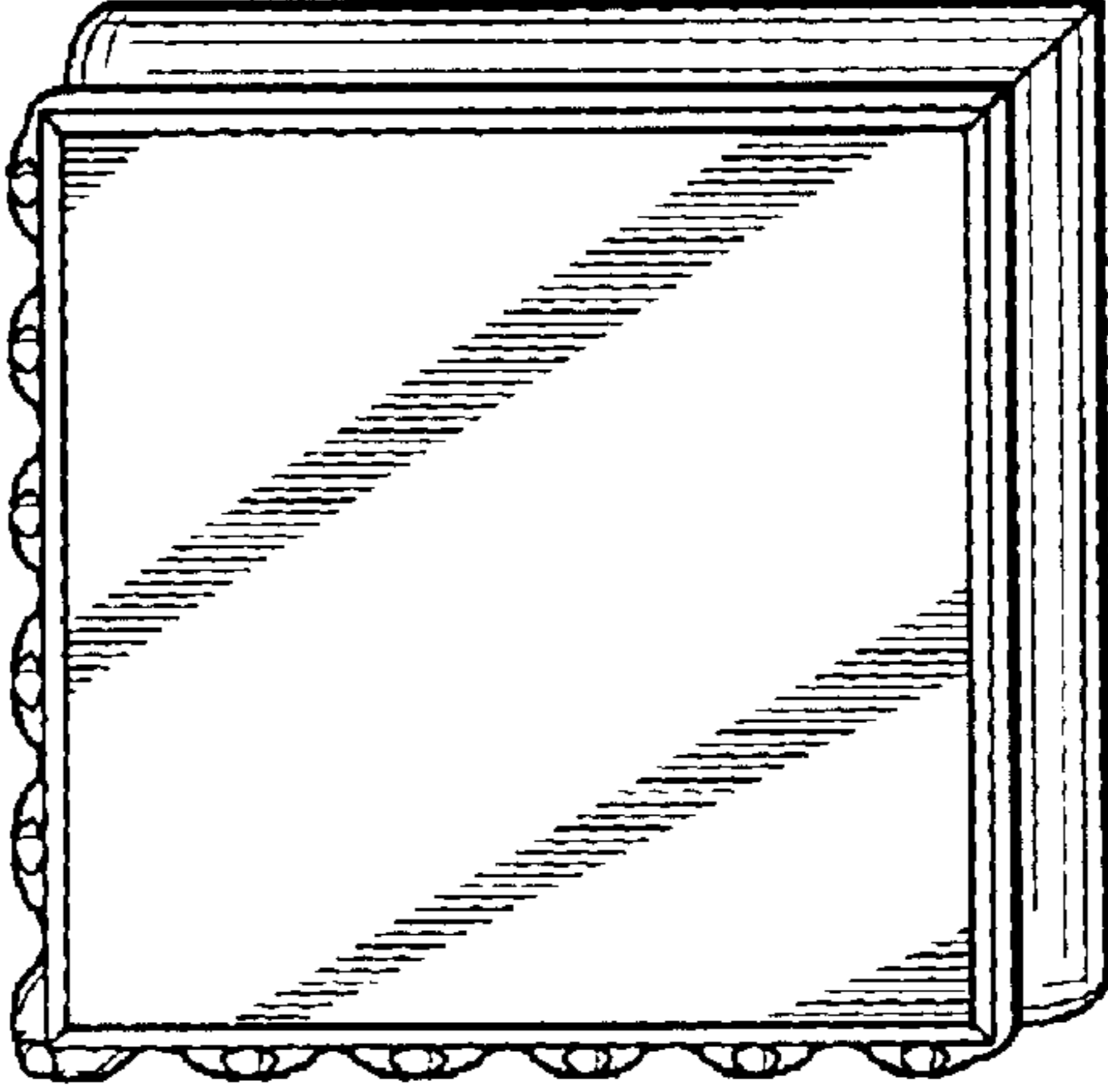


FIG. 4




FIG. 1




FIG. 2