

US00D492123S1

(12) **United States Design Patent**
Collins

(10) **Patent No.:** **US D492,123 S**
(45) **Date of Patent:** **** Jun. 29, 2004**

(54) **FABRIC**

D326,020 S * 5/1992 Kleinen D5/7
6,127,007 A * 10/2000 Cox et al. 428/919

(75) **Inventor:** **Bianca Collins**, 3818 Cottonwood
Grove Trail, Calabassas, CA (US)
91301

* cited by examiner

(73) **Assignee:** **Bianca Collins**, Calabassas, CA (US)

Primary Examiner—James Gandy
Assistant Examiner—T. Chase Nelson

(**) **Term:** **14 Years**

(74) *Attorney, Agent, or Firm*—The Eclipse Group

(21) **Appl. No.:** **29/193,040**

(57) **CLAIM**

(22) **Filed:** **Oct. 30, 2003**

The ornamental design for a fabric, as shown and described.

(51) **LOC (7) Cl.** **05-04**

(52) **U.S. Cl.** **D5/7**

(58) **Field of Search** D5/1-3, 6-8, 11,
D5/15-16, 19, 20, 23-25, 28, 32, 35-37,
39, 40, 43, 45, 47, 49, 50, 52-64, 66, 99;
D2/749, 994; D6/582, 583, 595, 596, 598,
603-606, 608, 613, 616, 617, 619, 622;
428/17, 18, 151, 154, 156, 171, 187, 198,
199, 904.4, 542.2, 919, 542.6; D24/124,
125; D25/142, 152; 5/413 AM, 709; D7/396.4,
396.5; 162/134, 140, 231; 156/148, 209

DESCRIPTION

FIG. 1 is a front view of the fabric of the invention.

FIG. 2 is a side view of the fabric of the invention.

FIG. 3 is a rear view of the fabric of the invention.

FIG. 4 is a bottom plan view of the fabric of the invention;
and,

FIG. 5 is a top plan view of the fabric of the invention.

The broken lines seen in the figure views are understood to
represent stitching.

(56) **References Cited**

U.S. PATENT DOCUMENTS

D167,492 S * 8/1952 Zakarin D5/7

1 Claim, 3 Drawing Sheets

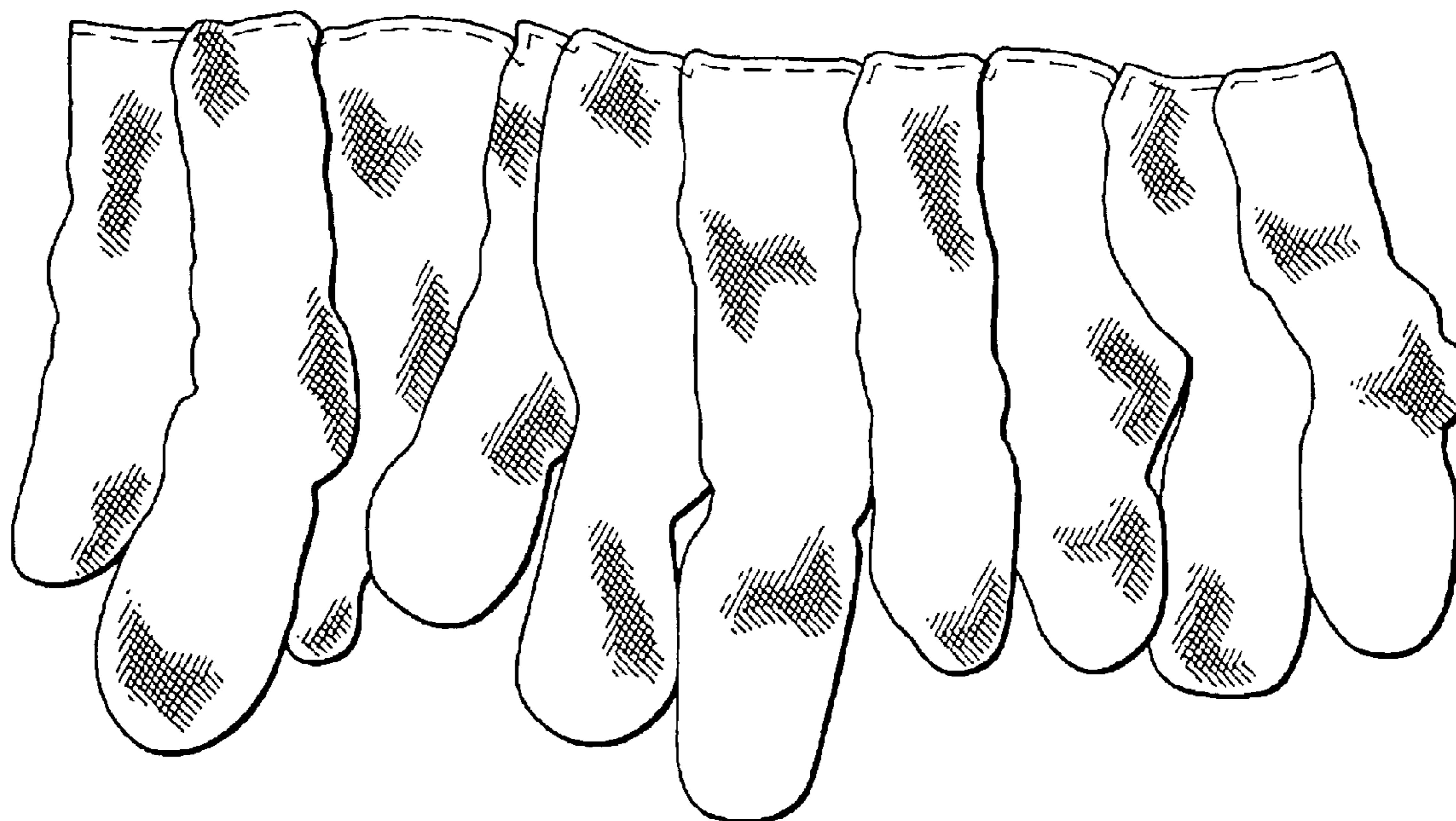




FIG. 2

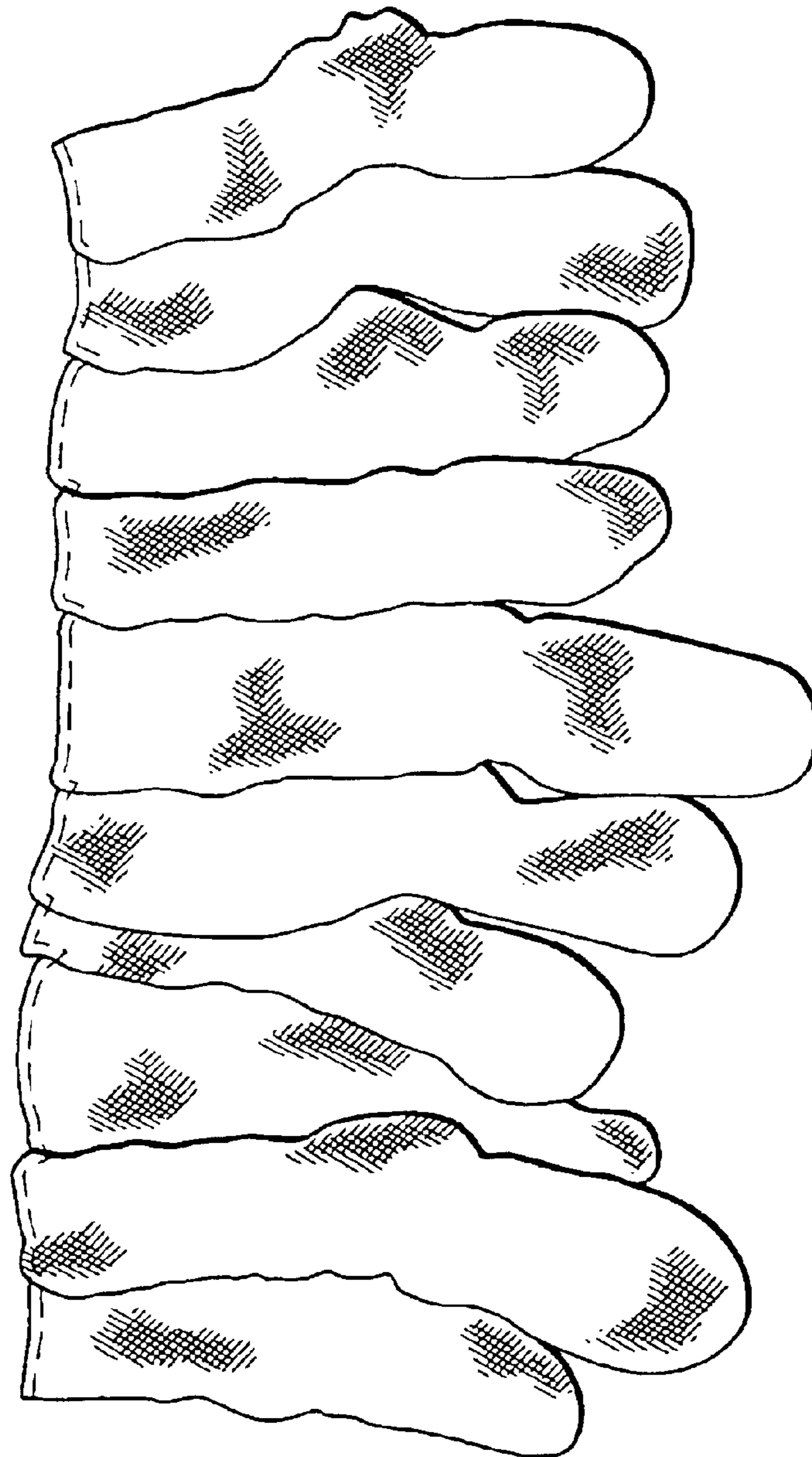


FIG. 1

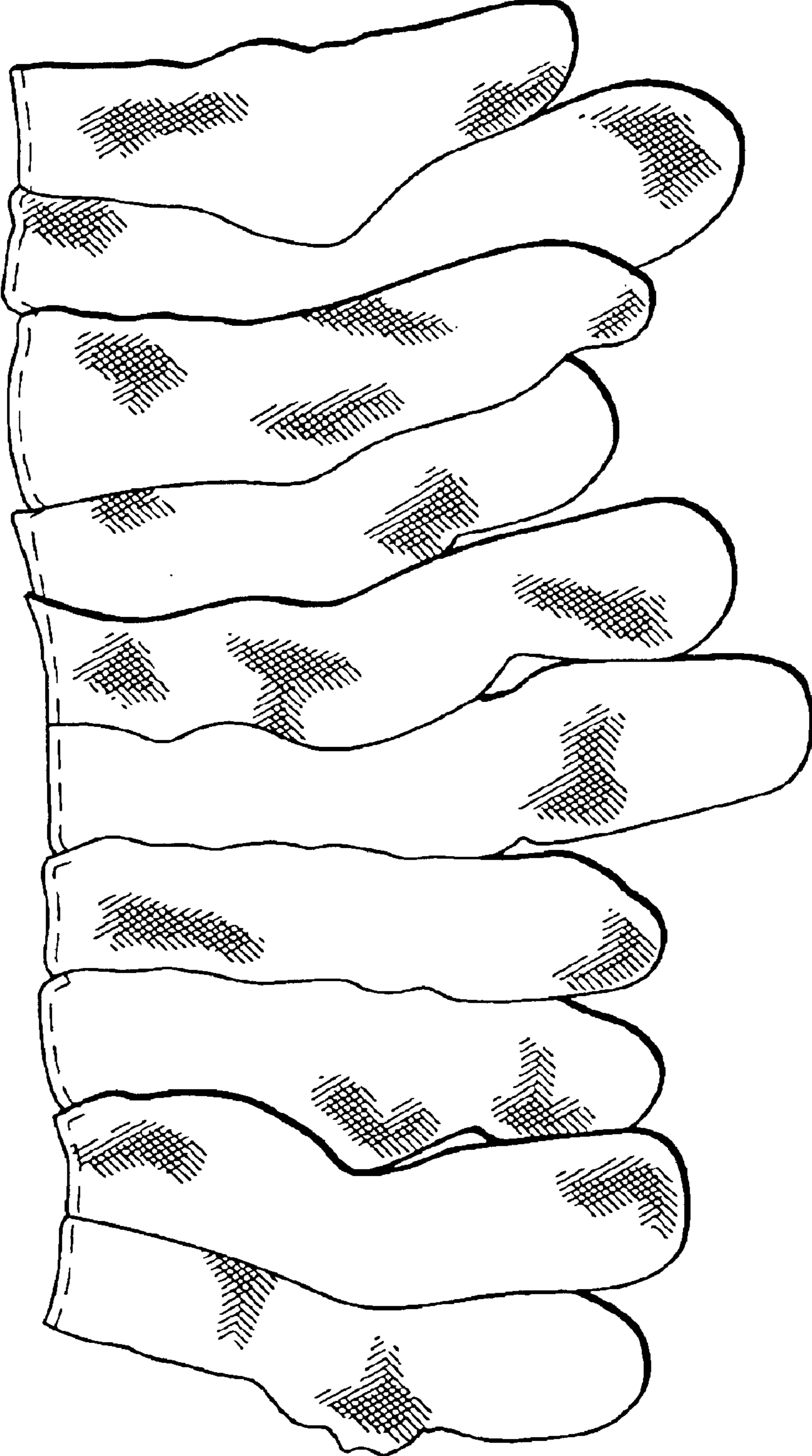


FIG. 3



FIG. 4



FIG. 5