

US00D492115S1

(12) **United States Design Patent**
Bertelsen et al.

(10) **Patent No.:** **US D492,115 S**
(45) **Date of Patent:** **** Jun. 29, 2004**

(54) **HANDLE FOR A BAG**

(75) Inventors: **Jeffrey A. Bertelsen**, Millstone, NJ (US); **Robert P. Davis**, Vidalia, GA (US)

(73) Assignee: **Tumi, Inc.**, South Plainfield, NJ (US)

(**) Term: **14 Years**

(21) Appl. No.: **29/178,159**

(22) Filed: **Mar. 21, 2003**

(51) **LOC (7) Cl.** **03-01**

(52) **U.S. Cl.** **D3/318**

(58) **Field of Search** D3/318-323, 232-246, D3/303; 190/103-105, 111, 900, 903, 18 A; 383/16, 2; 206/287.1, 279, 298

(56) **References Cited**

U.S. PATENT DOCUMENTS

- 4,153,146 A * 5/1979 Patton et al. 190/103
- 5,307,908 A * 5/1994 Shyr et al. 190/18 A
- 5,425,449 A * 6/1995 Boorady 190/903
- D390,004 S * 2/1998 Tawil D3/246
- D417,787 S * 12/1999 Wathne et al. D3/318

- D426,060 S * 6/2000 Chapelier D3/303
- D461,633 S * 8/2002 Guyon D3/246

* cited by examiner

Primary Examiner—Catherine R. Oliver

(74) *Attorney, Agent, or Firm*—Baker Botts LLP

(57) **CLAIM**

The ornamental design of a handle for a bag, as shown and described.

DESCRIPTION

FIG. 1 is a perspective view of a first embodiment of a handle for a bag showing our new design as attached to a bag shown in broken lines;

FIG. 2 is a front view of the embodiment of FIG. 1;

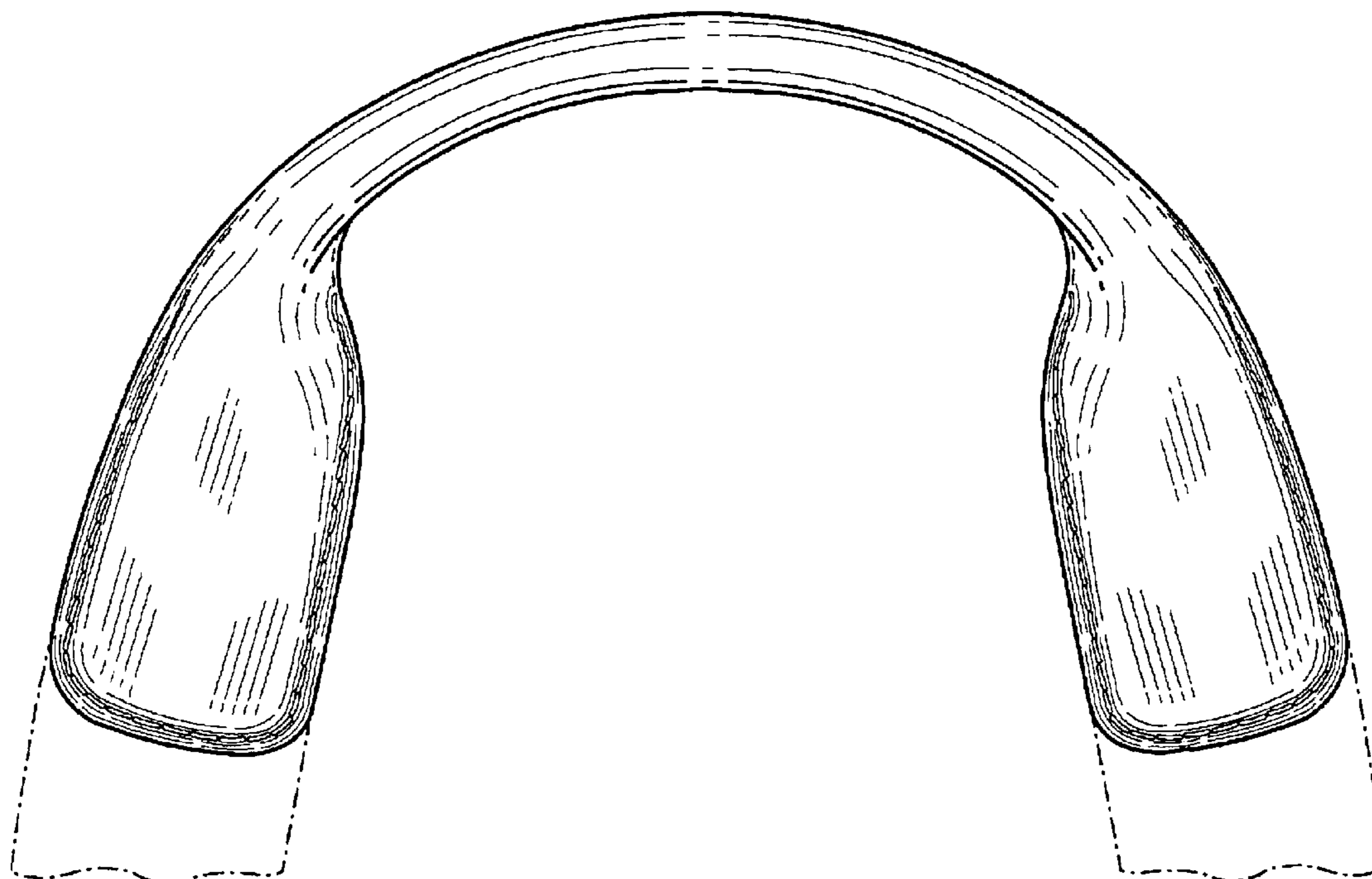
FIG. 3 is a top view of the embodiment of FIG. 1;

FIG. 4 is a rear view of the embodiment of FIG. 1; and,

FIG. 5 is a right side view of the embodiment of FIG. 1, the left side view being the mirror image.

The broken lines are provided for illustrative purposes only and form no part of the claimed design. In addition, the portions of the handle for a bag that are not shown in the drawings, if any, do not form any part of the claimed design.

1 Claim, 3 Drawing Sheets



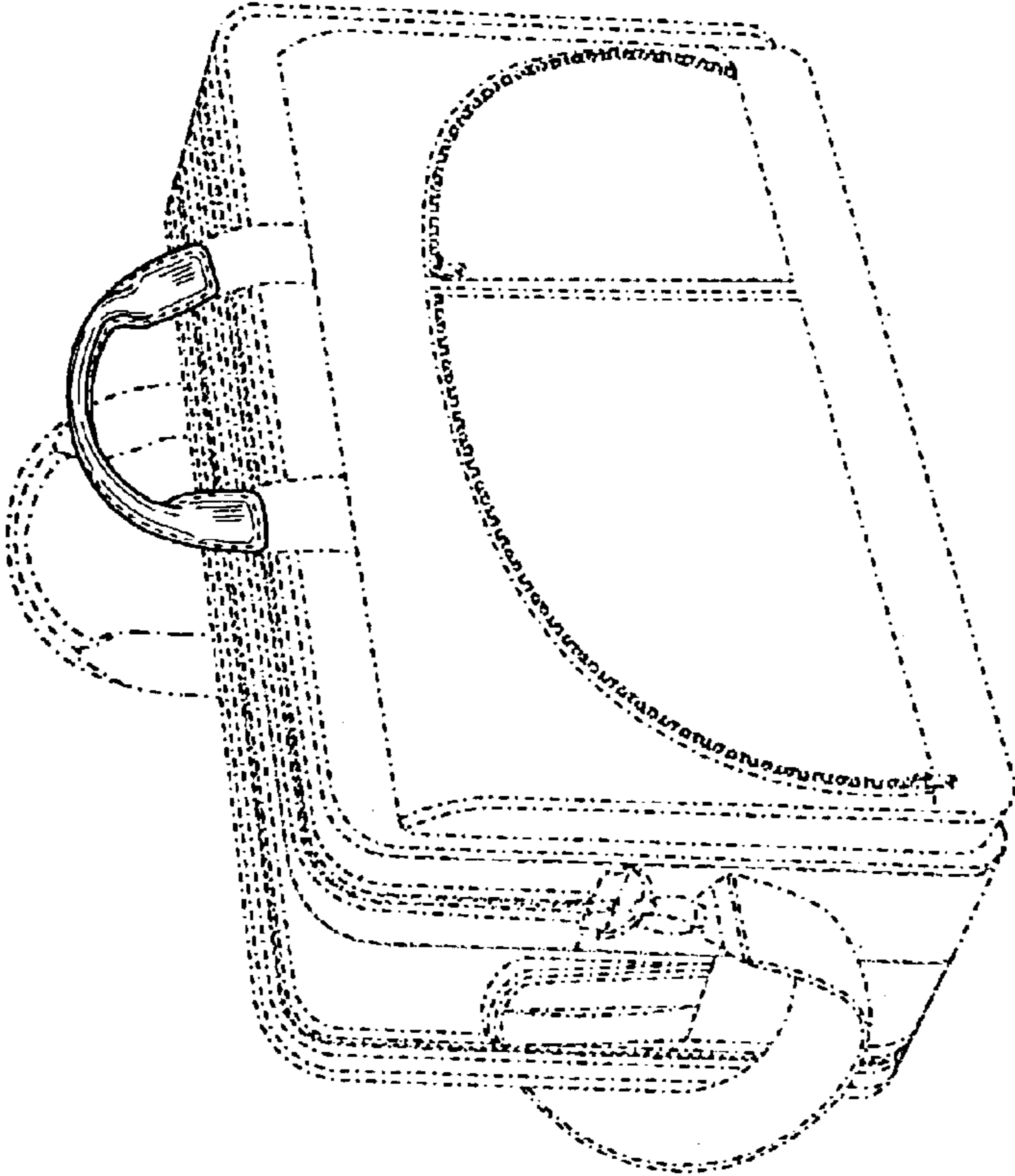


FIG. 1

FIG. 3




FIG. 2

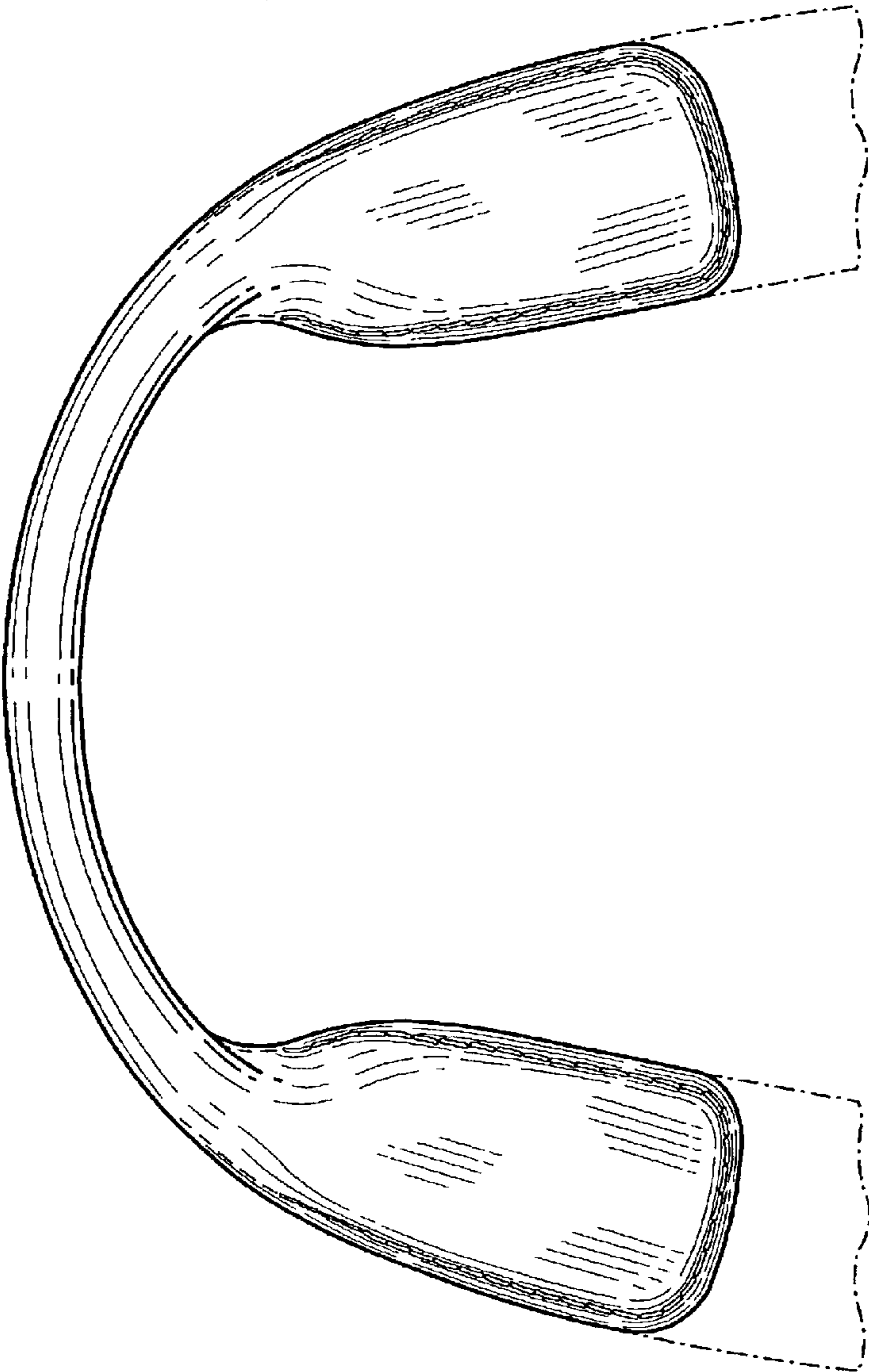




FIG. 5

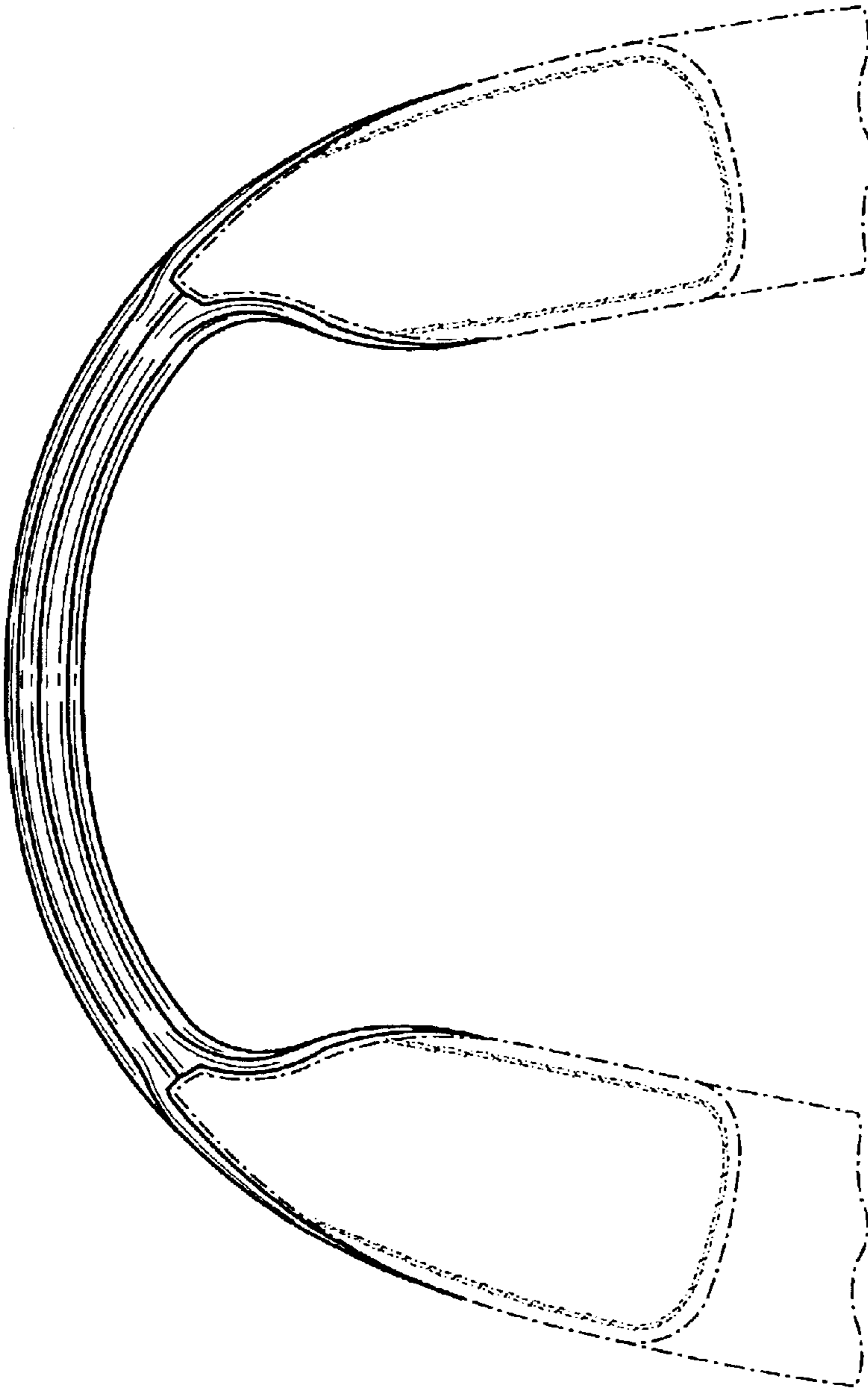


FIG. 4