

US00D492109S1

(12) **United States Design Patent**  
**Turner, Jr. et al.**

(10) **Patent No.: US D492,109 S**  
(45) **Date of Patent: \*\* Jun. 29, 2004**

(54) **TOOL BELT HAVING NAIL COIL POUCHES**

D482,196 S \* 11/2003 Cabrera et al. .... D3/228  
D482,863 S \* 12/2003 Flood ..... D3/224

(76) Inventors: **William Turner, Jr.**, 5 Centerton Dr.,  
Parsippany, NJ (US) 07054; **William**  
**Turner, Sr.**, 5 Centerton Dr.,  
Parsippany, NJ (US) 07054

\* cited by examiner

*Primary Examiner*—Catherine R. Oliver  
(74) *Attorney, Agent, or Firm*—Goldstein Law Offices, P.C.

(\*\*) Term: **14 Years**

(57) **CLAIM**

(21) Appl. No.: **29/186,606**

The ornamental design for a tool belt having nail coil  
pouches, as shown and described.

(22) Filed: **Jul. 18, 2003**

**DESCRIPTION**

(51) **LOC (7) Cl.** ..... **03-01**

FIG. 1 is a perspective view of a tool belt having nail coil  
pouches.

(52) **U.S. Cl.** ..... **D3/228**

FIG. 2 is a front elevational view thereof.

(58) **Field of Search** ..... D3/228, 224, 226,

FIG. 3 is a rear elevational view thereof.

D3/221, 215; 224/260, 262, 224, 222, 223,  
904, 253

FIG. 4 is a right side elevational view thereof.

FIG. 5 is a left side elevational view thereof.

(56) **References Cited**

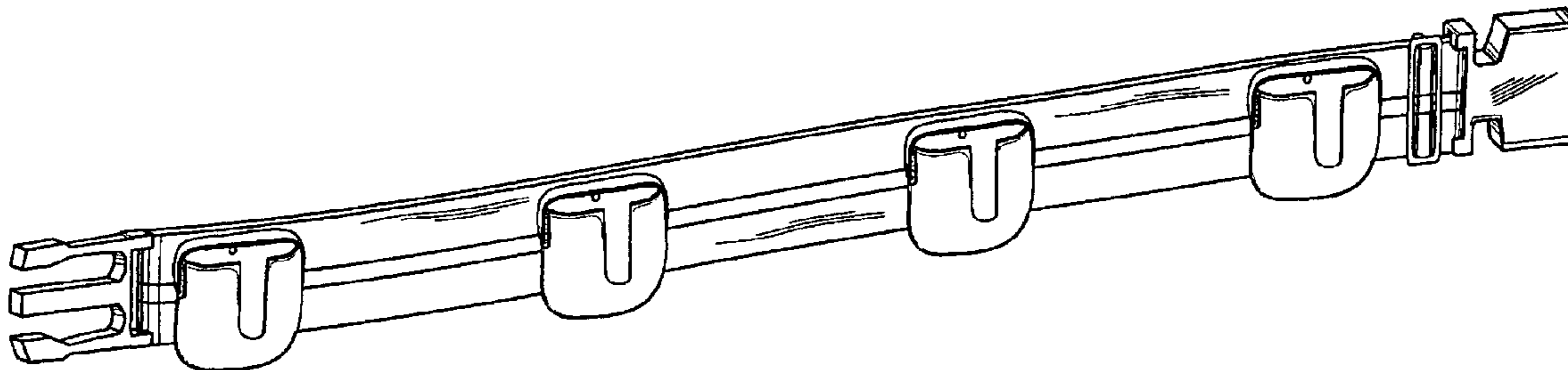
FIG. 6 is a bottom plan view of the tool belt having nail coil  
pouches; and,

FIG. 7 is a top plan view thereof.

**U.S. PATENT DOCUMENTS**

D359,165 S \* 6/1995 Kaiser, III ..... D3/228  
D365,928 S \* 1/1996 Sauer ..... D3/224

**1 Claim, 3 Drawing Sheets**



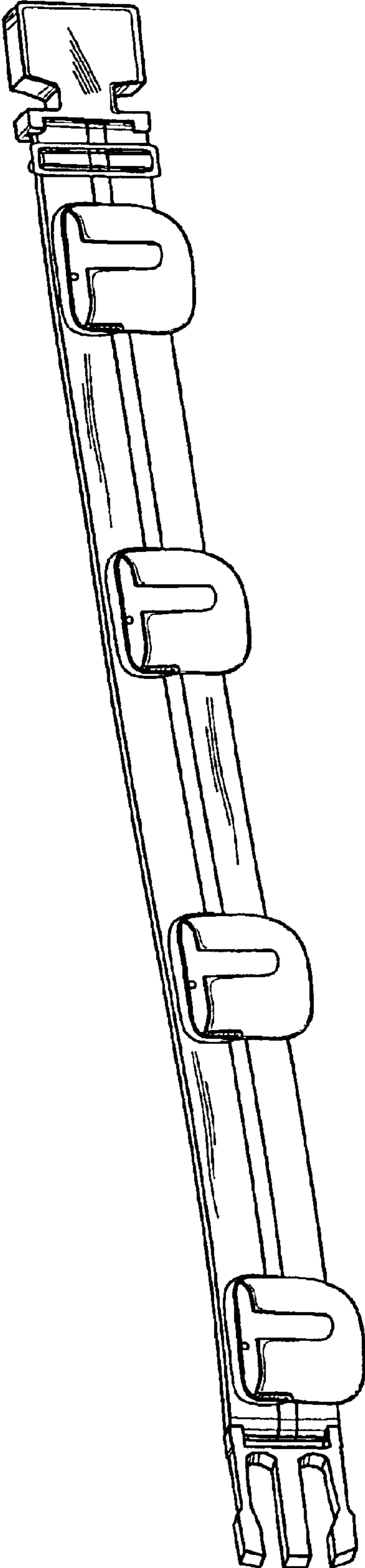


FIG. 1

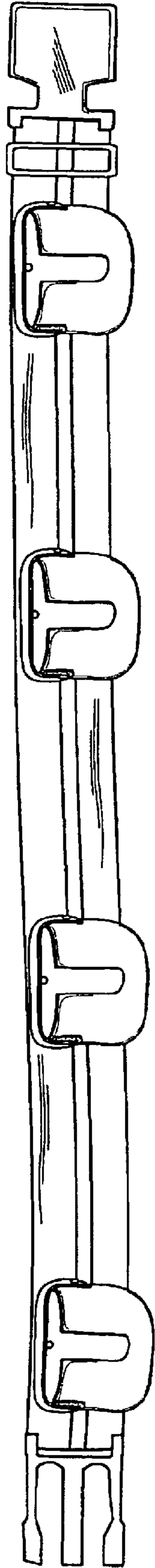


FIG. 2

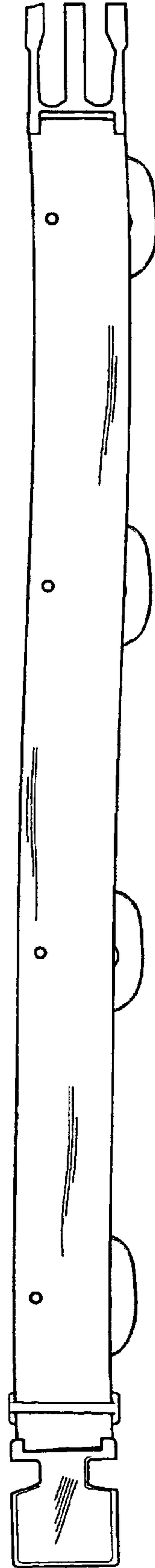


FIG. 3

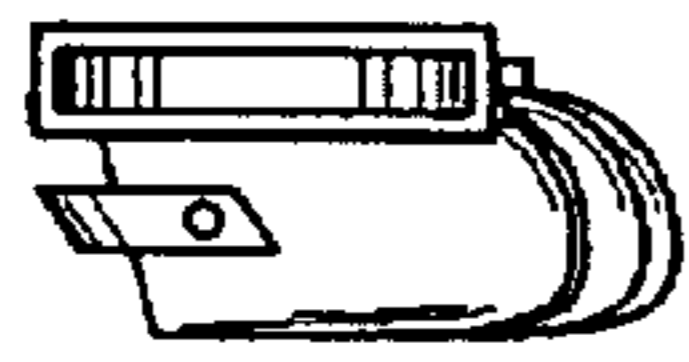


FIG. 4

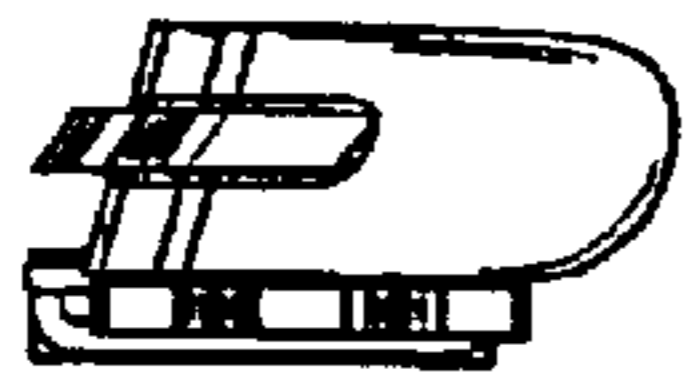


FIG. 5




FIG. 6



FIG. 7