

US00D492107S1

(12) **United States Design Patent**
Brown

(10) **Patent No.:** **US D492,107 S**
(45) **Date of Patent:** **** Jun. 29, 2004**

(54) **HALTER FOR PERSONAL ITEM CARRIER**

(76) **Inventor:** **Worth Brown**, 31 E. Division St.,
Chicago, IL (US) 60644

(**) **Term:** **14 Years**

(21) **Appl. No.:** **29/171,159**

(22) **Filed:** **Nov. 18, 2002**

(51) **LOC (7) Cl.** **03-01**

(52) **U.S. Cl.** **D3/218; D30/152; D30/138;**
D3/327

(58) **Field of Search** **D3/215, 218, 318,**
D3/255, 327, 290; D30/151-152, 138-140,
141; D8/383; 54/79.2, 84, 30, 28, 85; 224/197-198,
581-583, 930, 907, 645, 927; 206/315.3,
315.4; D11/216, 218, 215, 200; 24/237,
170, 198, 196, 200, 326, 346, 636, 191;
119/858, 815, 856, 855, 797, 792

(56) **References Cited**

U.S. PATENT DOCUMENTS

4,295 A	*	11/1845	Eames	126/72
197,186 A	*	11/1877	Van Keuren	24/176
844,707 A	*	2/1907	Barker	24/174
1,094,188 A	*	4/1914	Ayres	54/79.2
D166,401 S	*	4/1952	Mackie	D30/140
5,358,159 A		10/1994	Lundie, Jr.		
D370,776 S		6/1996	Frey		
5,533,655 A		7/1996	Duque		
5,586,704 A		12/1996	Alexander et al.		

5,653,336 A	8/1997	Buonaiuto et al.	
5,653,367 A	8/1997	Abramson	
D396,553 S	8/1998	Mecham et al.	
D438,705 S	*	3/2001	Steurer D3/327
D447,864 S	9/2001	Casparian	
6,283,350 B1	*	9/2001	Gottmeier et al. 224/639
6,305,535 B1	*	10/2001	Fair 206/315.3
6,390,346 B1	5/2002	Thomas	

* cited by examiner

Primary Examiner—Pamela Burgess

(74) *Attorney, Agent, or Firm*—Bell, Boyd & Lloyd LLC

(57) **CLAIM**

The ornamental design for the halter for personal item carrier, as shown and described herein.

DESCRIPTION

FIG. 1 illustrates a top, front, right-side perspective view of a halter for personal item carrier of my new design.

FIG. 2 illustrates a front elevation view thereof.

FIG. 3 illustrates a rear elevation view thereof.

FIG. 4 illustrates a left-side elevation view thereof; and,

FIG. 5 illustrates a right-side elevation view thereof.

The broken lines immediately adjacent the shaded areas represent the bounds of the claim and all other broken lines are for illustrative purposes only. None of the broken lines form a part of the claimed design.

The broken lines shown on the strap surfaces represent conventional stitching.

1 Claim, 4 Drawing Sheets

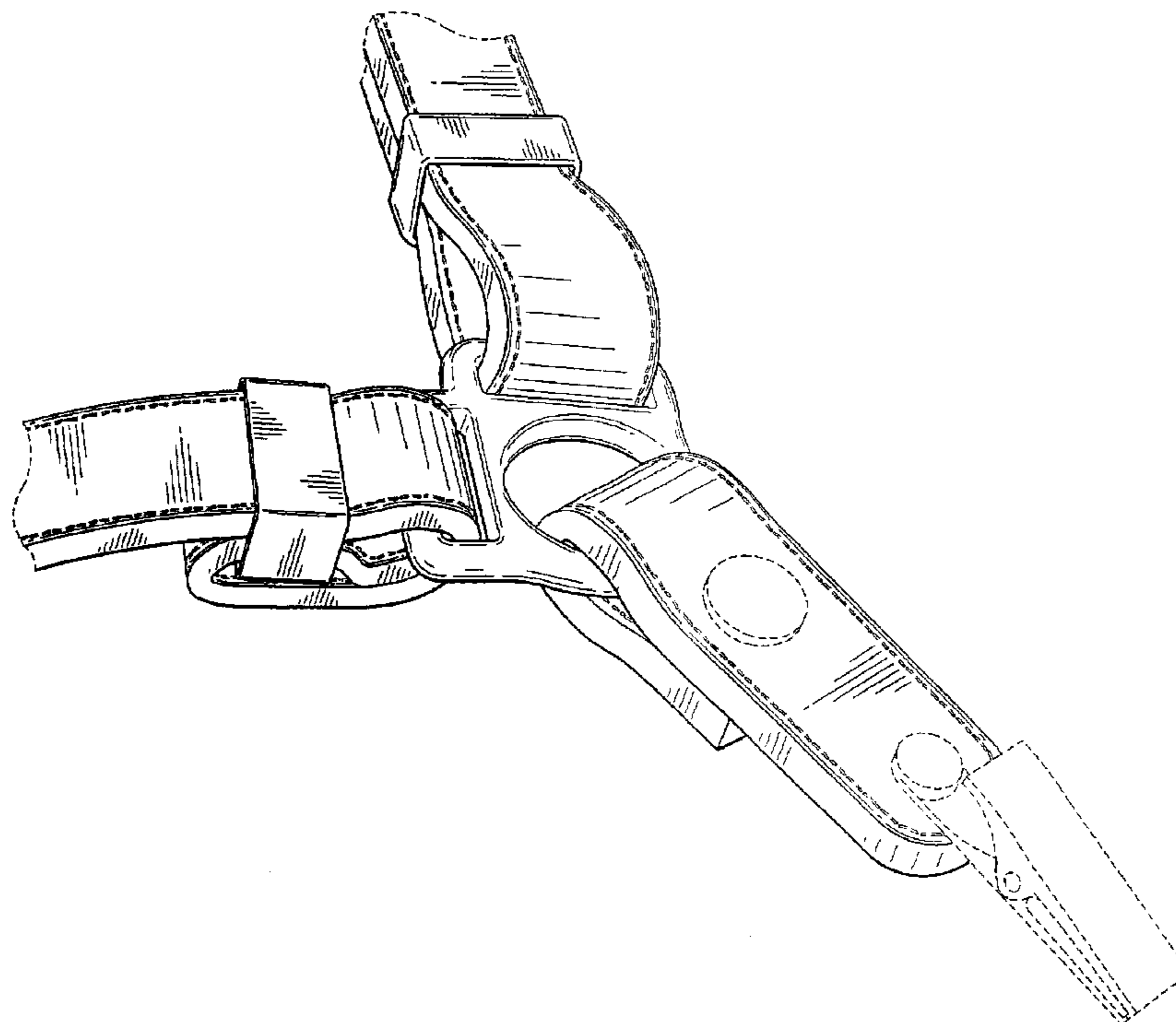


FIG.1

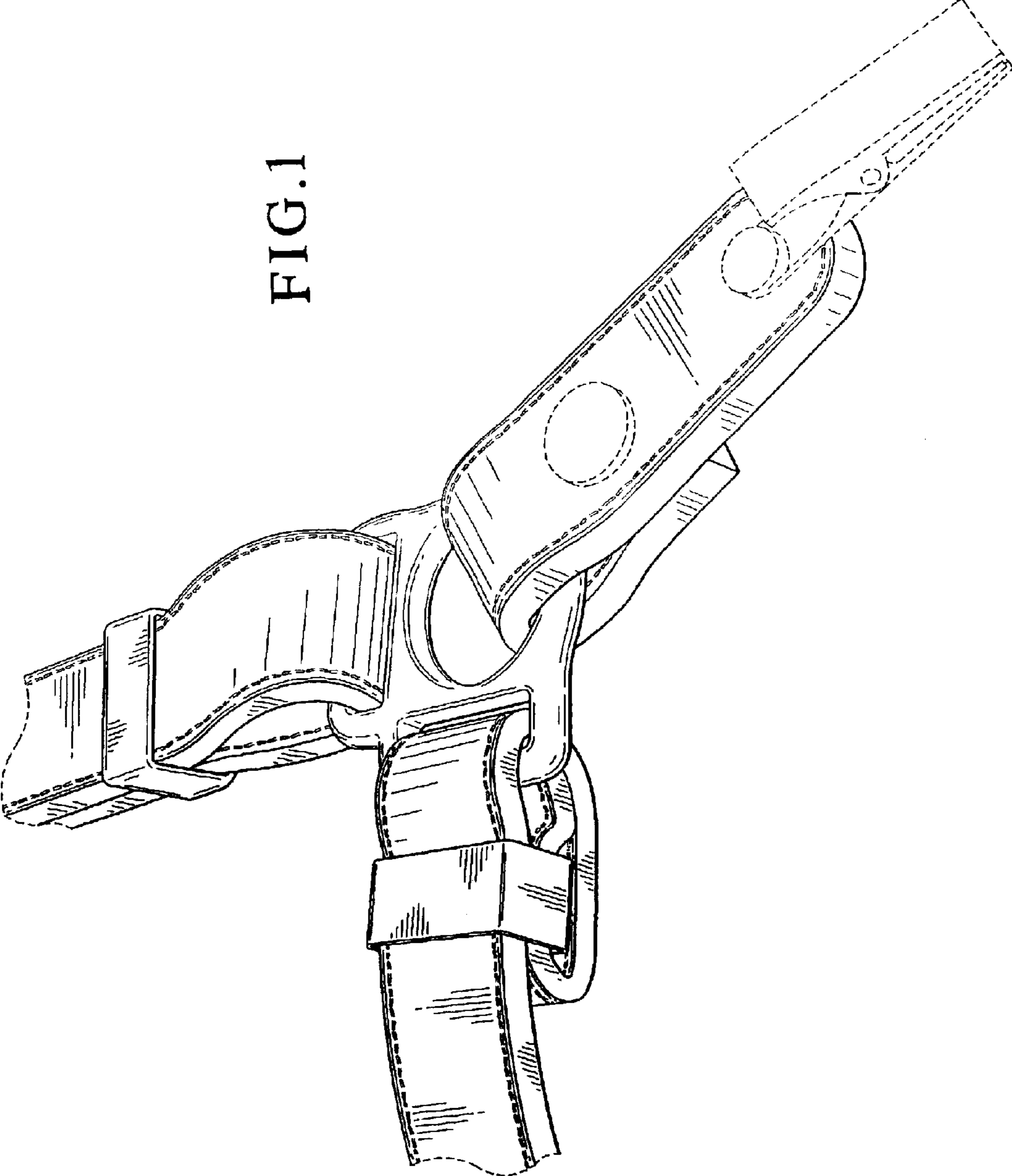


FIG. 2

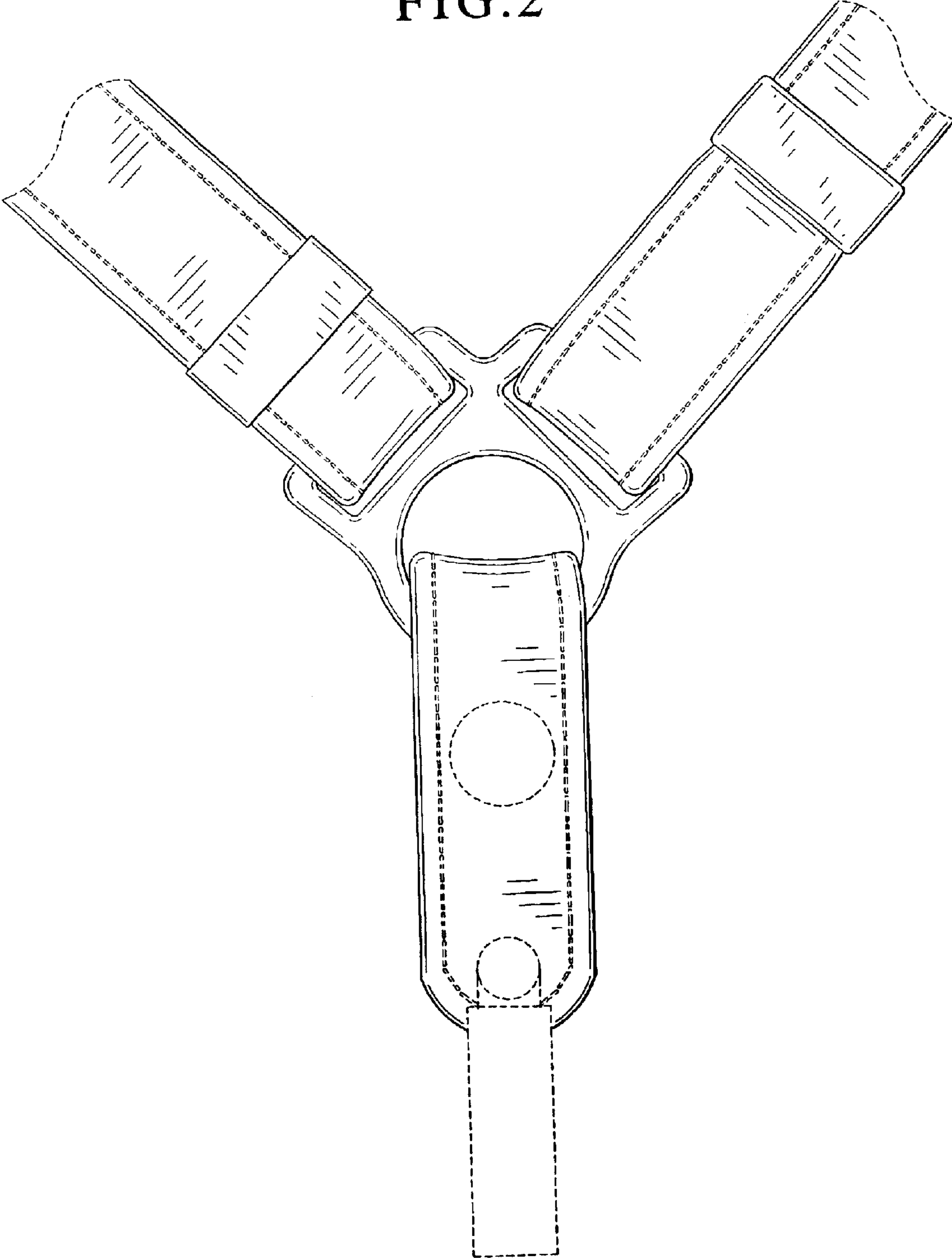


FIG. 3

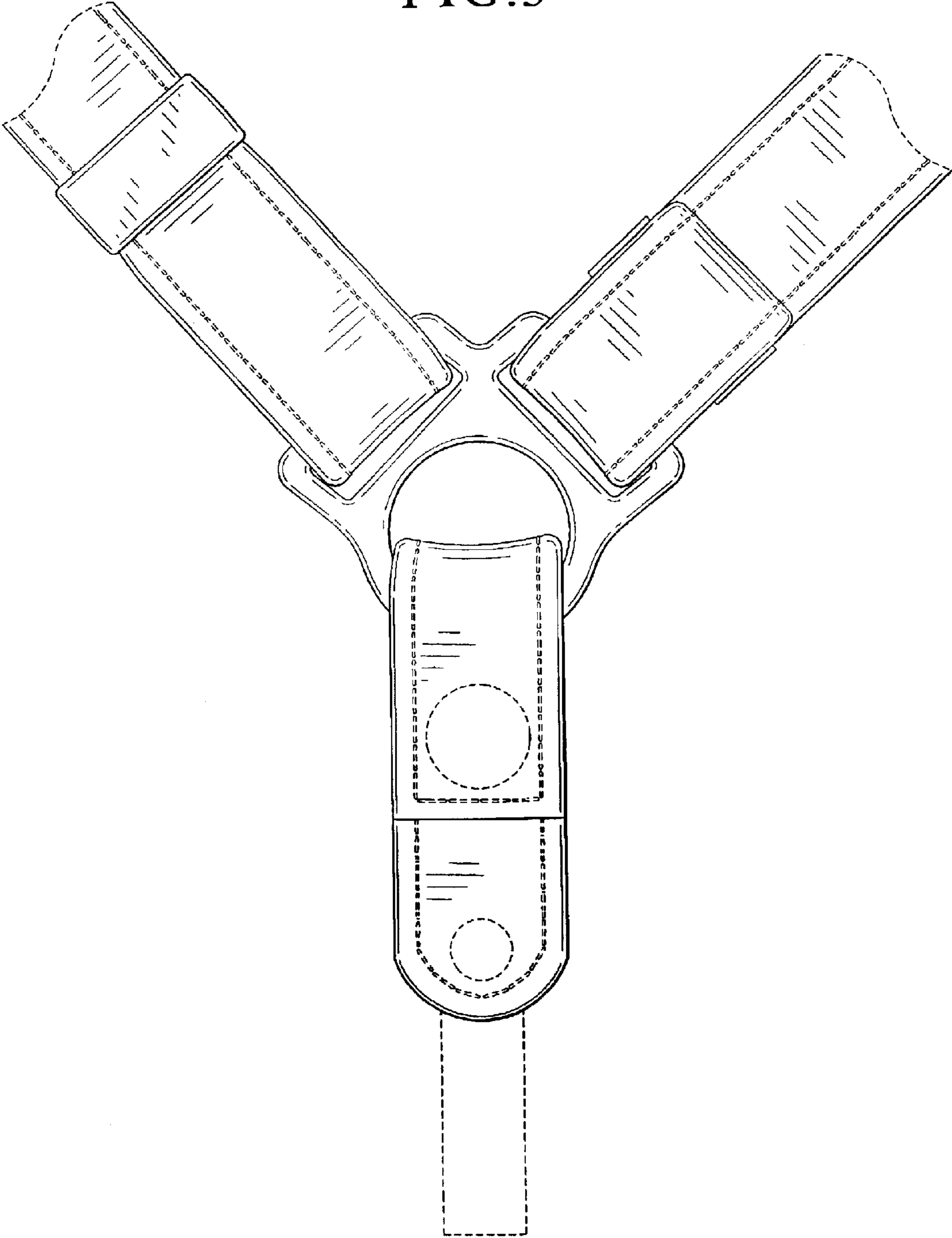


FIG. 4

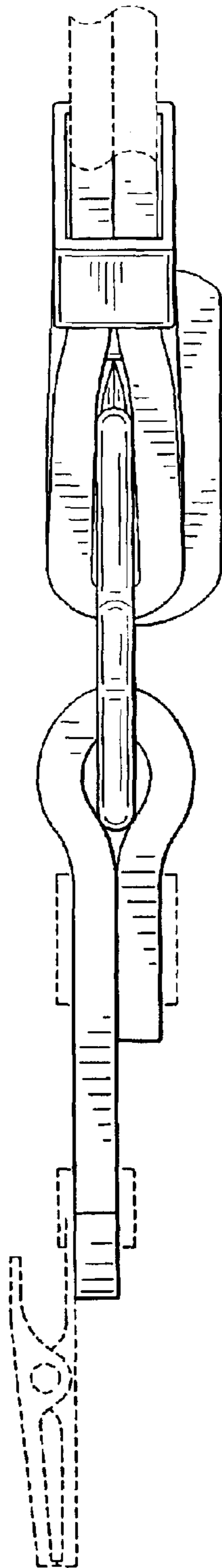


FIG. 5

