

US00D492106S1

(12) **United States Design Patent**
Fonfeder

(10) **Patent No.: US D492,106 S**
(45) **Date of Patent: ** Jun. 29, 2004**

(54) **CASE FOR DRAWING IMPLEMENTS**

(75) Inventor: **Danny Fonfeder, Montreal (CA)**

(73) Assignee: **Buffalo-Eastcantra, Inc., St-Laurent (CA)**

(**) Term: **14 Years**

(21) Appl. No.: **29/194,003**

(22) Filed: **Nov. 18, 2003**

Related U.S. Application Data

(62) Division of application No. 29/170,092, filed on Oct. 30, 2002, now Pat. No. Des. 487,188.

(51) **LOC (7) Cl. 03-01**

(52) **U.S. Cl. D3/206**

(58) **Field of Search** D3/201, 205, 206, D3/234, 238, 240, 242, 265, 273, 276, 282, 283, 318, 321, 322, 901; D19/35, 36, 75, 77, 78, 79, 84, 85, 91; D9/420, 428, 429; 206/5, 6, 45.2, 45.28, 214, 223, 520, 349, 371, 379

(56) **References Cited**

U.S. PATENT DOCUMENTS

5,186,320 A * 2/1993 Aida 206/214
D397,551 S * 9/1998 Shefler D3/265

5,921,383 A * 7/1999 Shefler et al. 206/5
D440,397 S * 4/2001 Bardet D3/201
D455,037 S * 4/2002 Baba D3/201
6,381,852 B1 * 5/2002 Wallays et al. 206/223

* cited by examiner

Primary Examiner—Louis S. Zarfaz
Assistant Examiner—Monica A Weingart

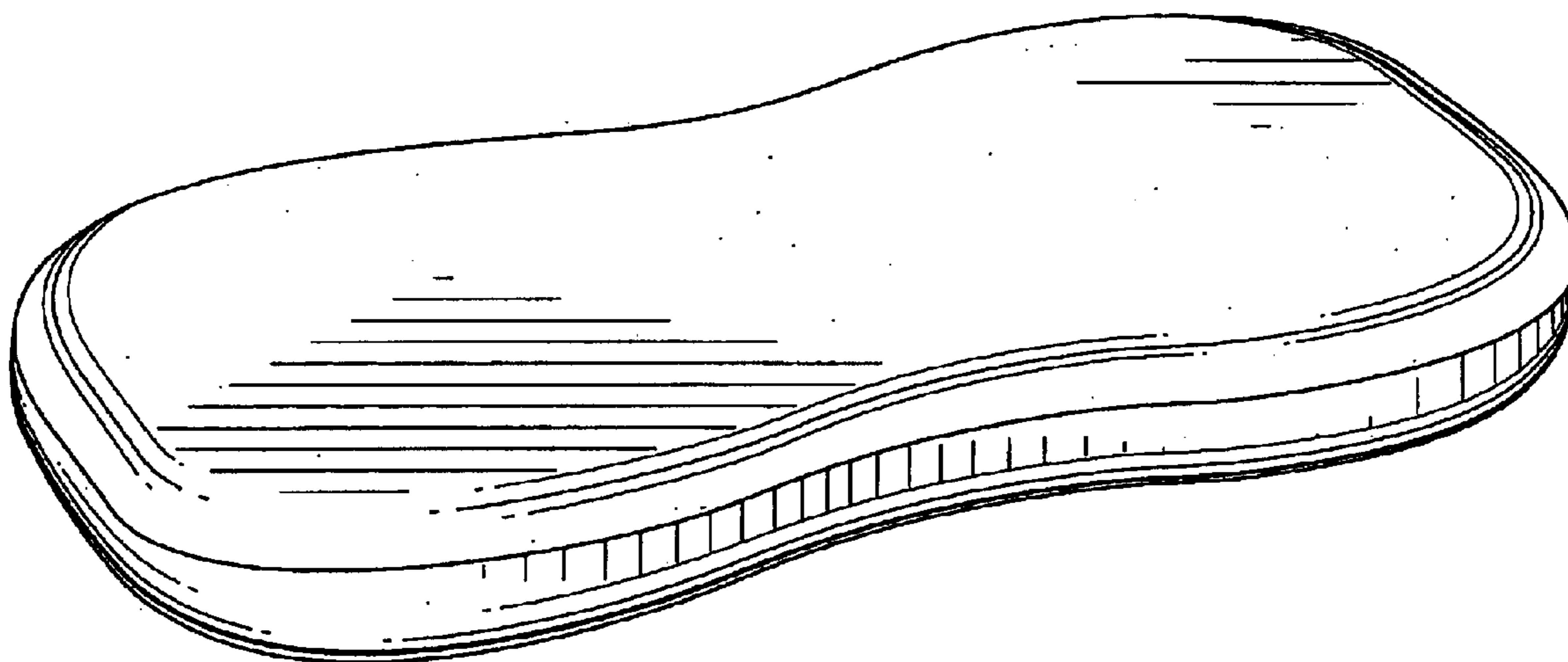
(57) **CLAIM**

I claim the ornamental design for the case for drawing implements, as shown and described.

DESCRIPTION

FIG. 1 is a perspective view of a case for drawing implements according to the present design;
FIG. 2 is a bottom plan view of the case for drawing implements of FIG. 1;
FIG. 3 is a rear elevational view of the case for drawing implements of FIG. 1;
FIG. 4 is a left side elevational view of the case for drawing implements of FIG. 1;
FIG. 5 is a top plan view of the case for drawing implements of FIG. 1;
FIG. 6 is a right side elevational view of the case for drawing implements of FIG. 1; and,
FIG. 7 is a front elevational view of the case for drawing implements of FIG. 1.

1 Claim, 2 Drawing Sheets



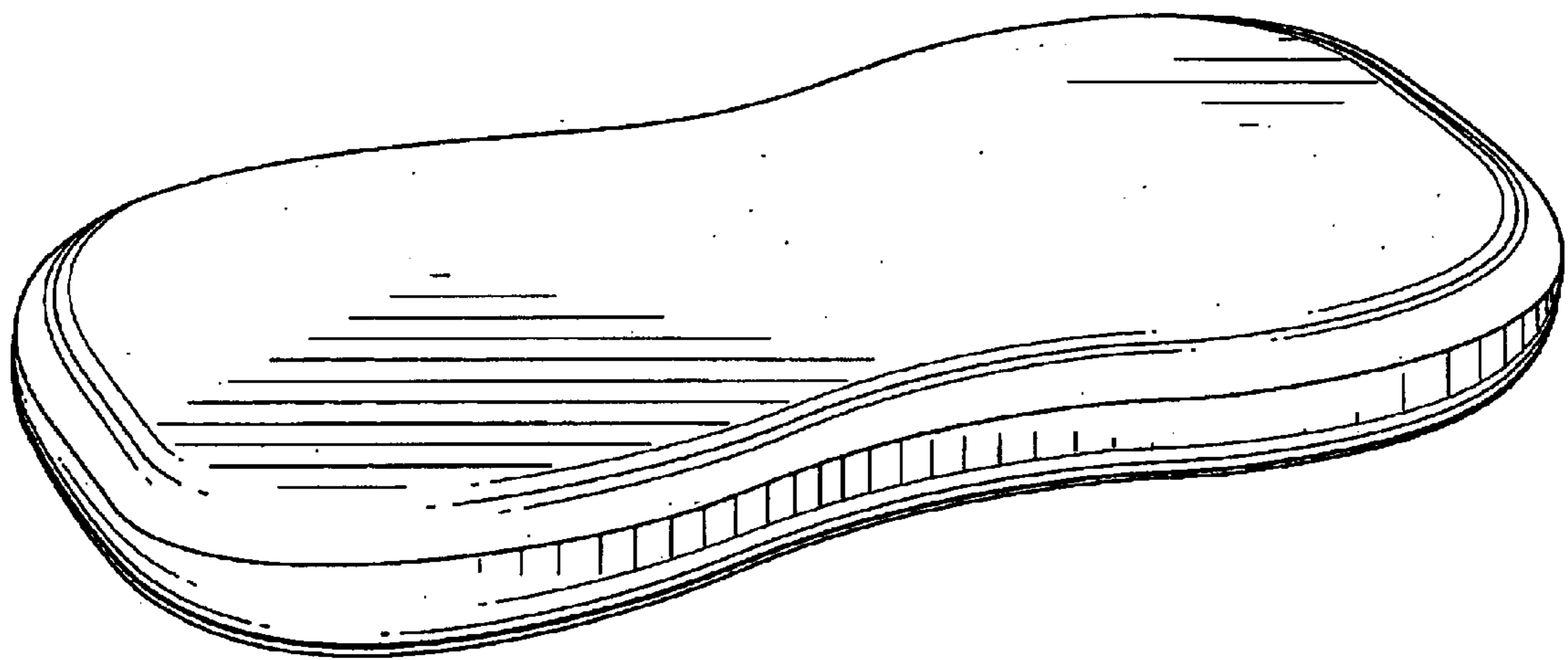


Fig-1

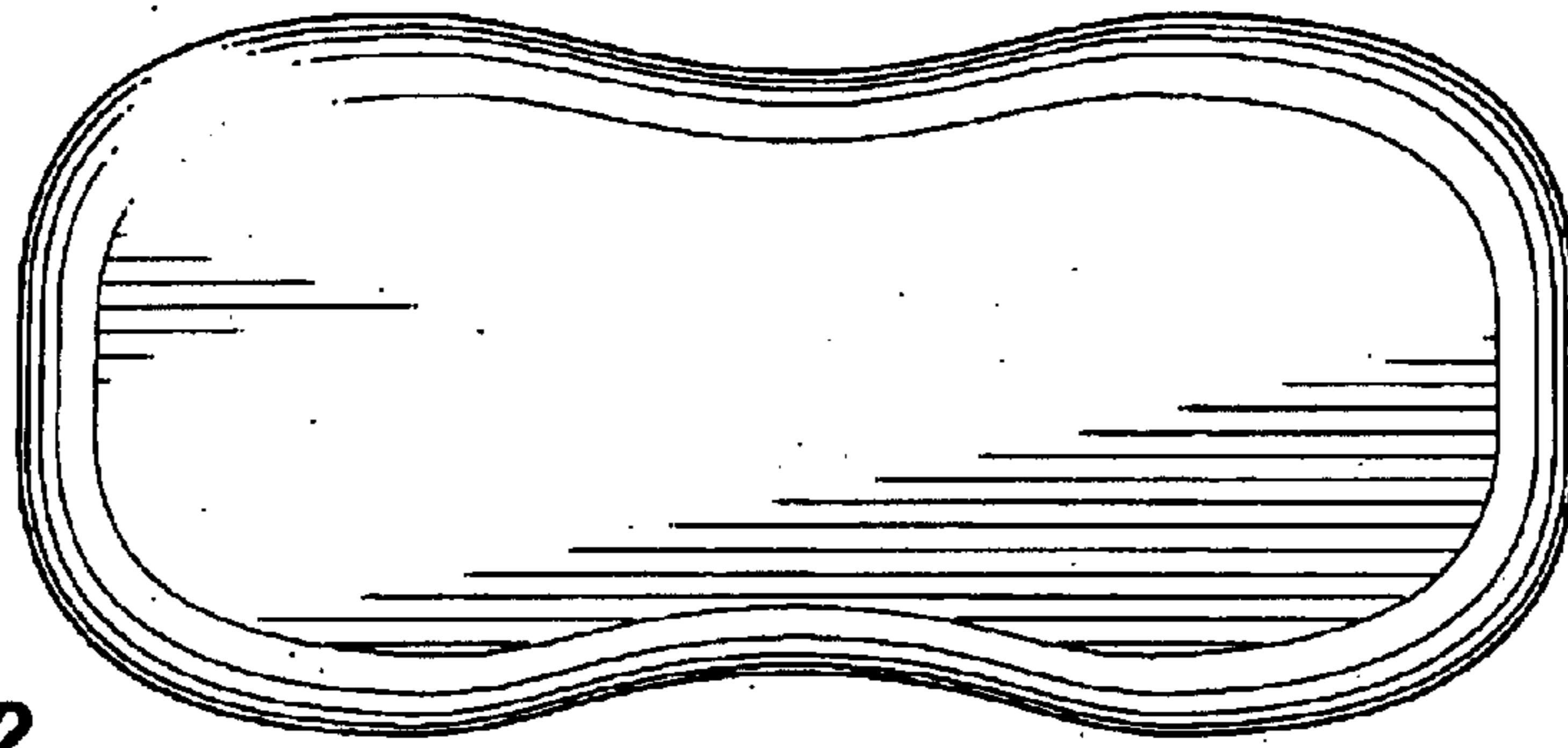


Fig-2



Fig-3



Fig-4

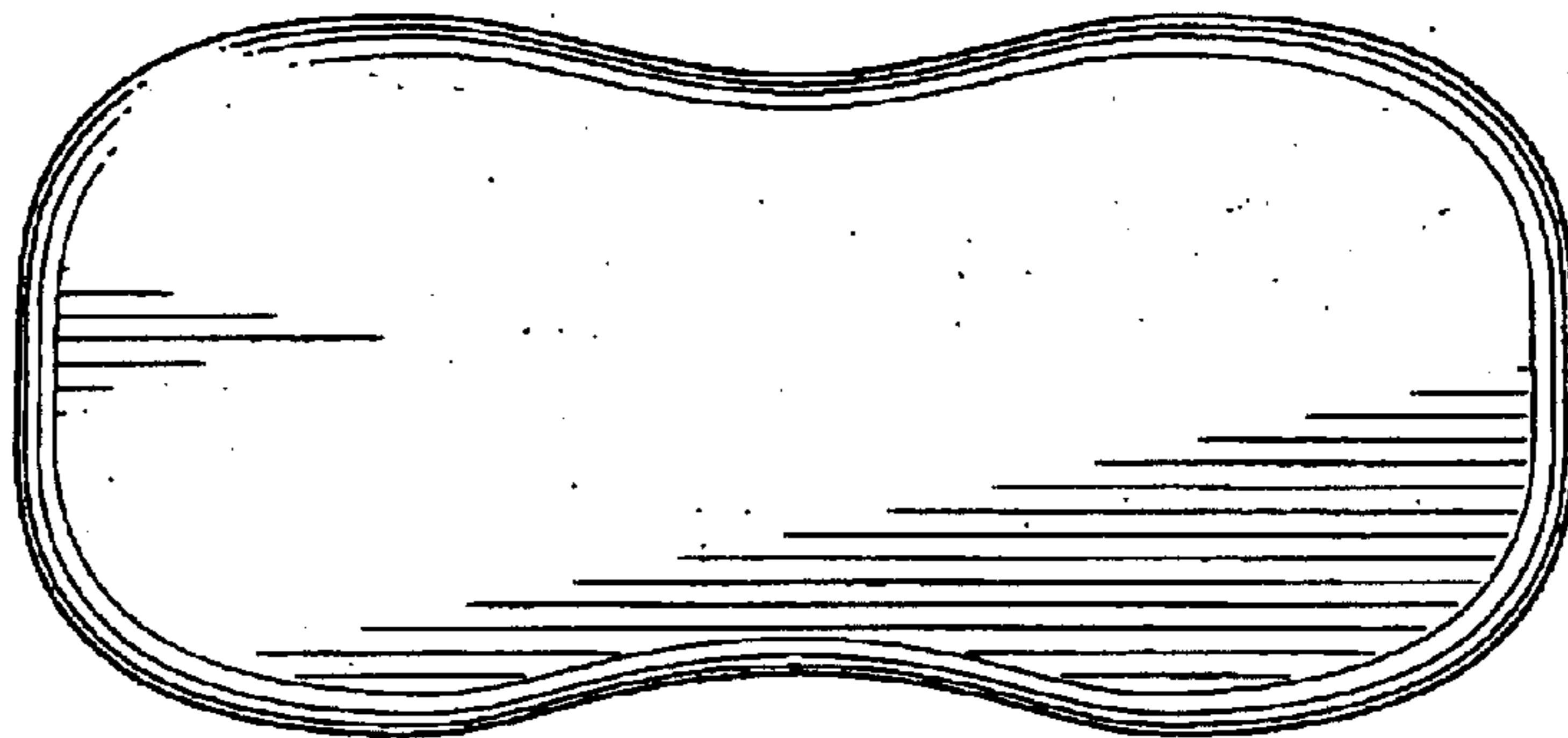


Fig-5



Fig-6



Fig-7