

US00D492100S1

(12) **United States Design Patent**  
**Hsu**

(10) **Patent No.: US D492,100 S**  
(45) **Date of Patent: \*\* Jun. 29, 2004**

- (54) **PORTION OF A SHOE OUTSOLE**
- (76) Inventor: **Nina Hsu**, 20455 Rance Dr., Walnut, CA (US) 91789
- (\*\*) Term: **14 Years**
- (21) Appl. No.: **29/179,381**
- (22) Filed: **Apr. 9, 2003**
- (51) **LOC (7) Cl. .... 02-04**
- (52) **U.S. Cl. .... D2/952; D2/951; D2/954; D2/956**
- (58) **Field of Search .... D2/902, 946-949, D2/951-960; 36/3 B, 22 R, 25 R, 30 R, 32 A, 32 R, 59 R, 67 A, 67 B**

- D415,607 S 10/1999 Merceron
- D424,288 S 5/2000 Erickson et al.
- D432,765 S \* 10/2000 Hardy ..... D2/956
- D432,766 S \* 10/2000 von Conta ..... D2/957
- D433,789 S 11/2000 Hardy et al.
- D440,749 S \* 4/2001 Rogers ..... D2/959
- D441,944 S \* 5/2001 Rogers ..... D2/956
- D449,729 S \* 10/2001 von Conta ..... D2/956
- D462,158 S 9/2002 White
- D463,905 S 10/2002 Marvin et al.
- D464,476 S 10/2002 Wahoske
- D468,079 S 1/2003 DeGrand et al.
- D468,893 S 1/2003 Do Lupo
- 6,571,491 B2 \* 6/2003 Safdeye et al. .... 36/59 R
- D480,203 S \* 10/2003 Matis et al. .... D2/952
- 2002/0148140 A1 \* 10/2002 Otis et al. .... 36/59 R
- 2002/0148141 A1 \* 10/2002 Otis et al. .... 36/59 R
- 2002/0152639 A1 \* 10/2002 Otis et al. .... 36/59 R

(56) **References Cited**

**U.S. PATENT DOCUMENTS**

- 1,988,784 A \* 1/1935 Carrier
- 2,090,881 A 8/1937 Wilson
- D145,153 S \* 7/1946 Bovay
- D196,489 S 10/1963 Papoutsy
- D247,137 S 2/1978 Krome
- 4,132,016 A 1/1979 Vaccari
- D256,180 S 8/1980 Turner
- D263,518 S 3/1982 Cohen
- D276,569 S 12/1984 Kohno
- D333,204 S 2/1993 Terrell
- D335,761 S 5/1993 Smith
- 5,224,279 A 7/1993 Agnew
- D343,506 S 1/1994 Kusuki et al.
- D357,347 S 4/1995 Leick
- D373,896 S 9/1996 Parker
- D379,112 S 5/1997 McDonald
- D390,343 S 2/1998 Chen
- D405,242 S 2/1999 Gillespie

\* cited by examiner

*Primary Examiner*—Celia A. Murphy  
(74) *Attorney, Agent, or Firm*—Sheldon & Mak; Danton K. Mak

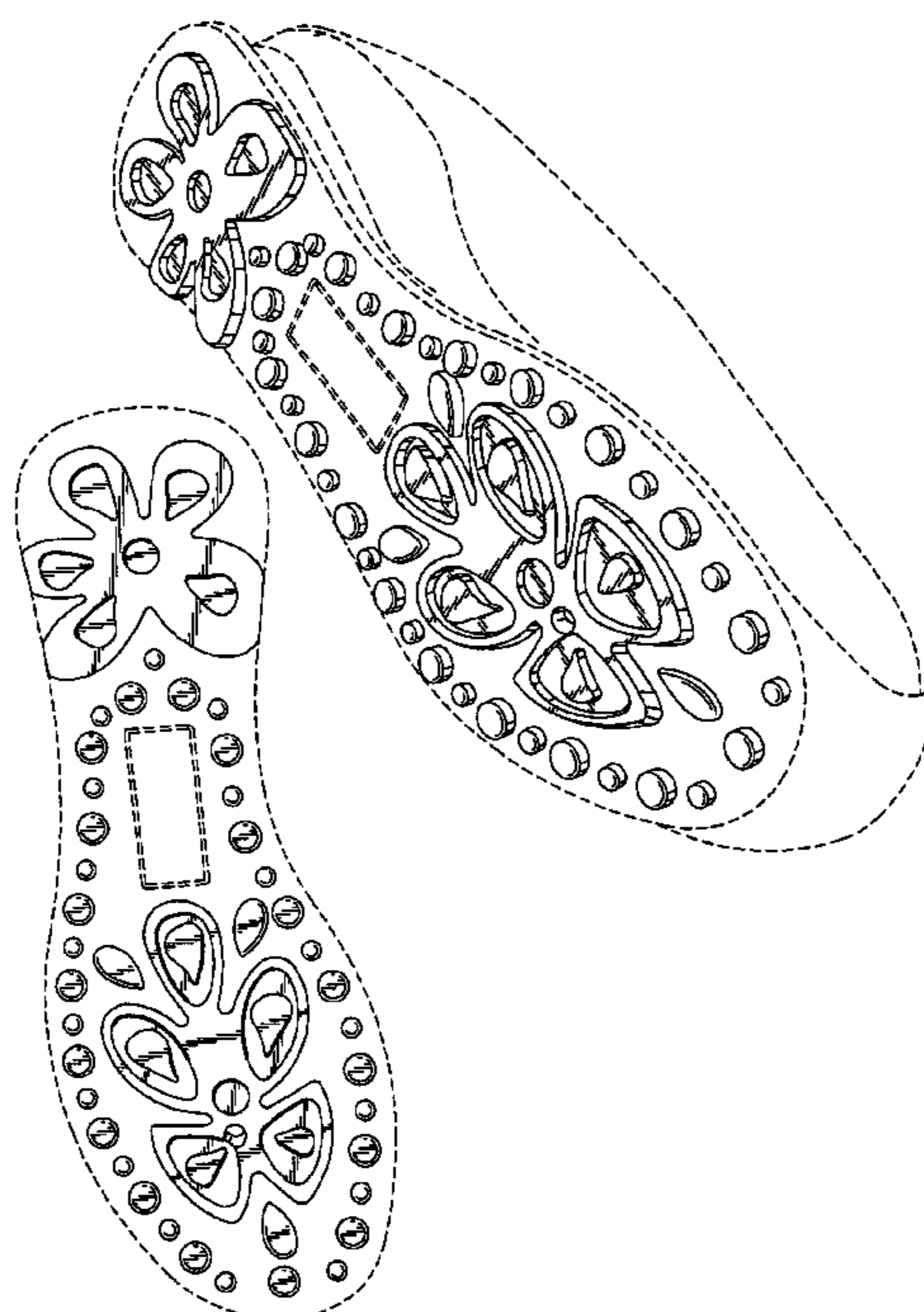
(57) **CLAIM**

A design for a portion of a shoe outsole, as shown and described.

**DESCRIPTION**

FIG. 1 is a perspective view of a portion of a shoe outsole showing my new design; and, FIG. 2 is a bottom plan view thereof. The broken lines shown for the remainder of the sole and the shoe are for illustrative purposes only, and form no part of the claimed design.

**1 Claim, 1 Drawing Sheet**



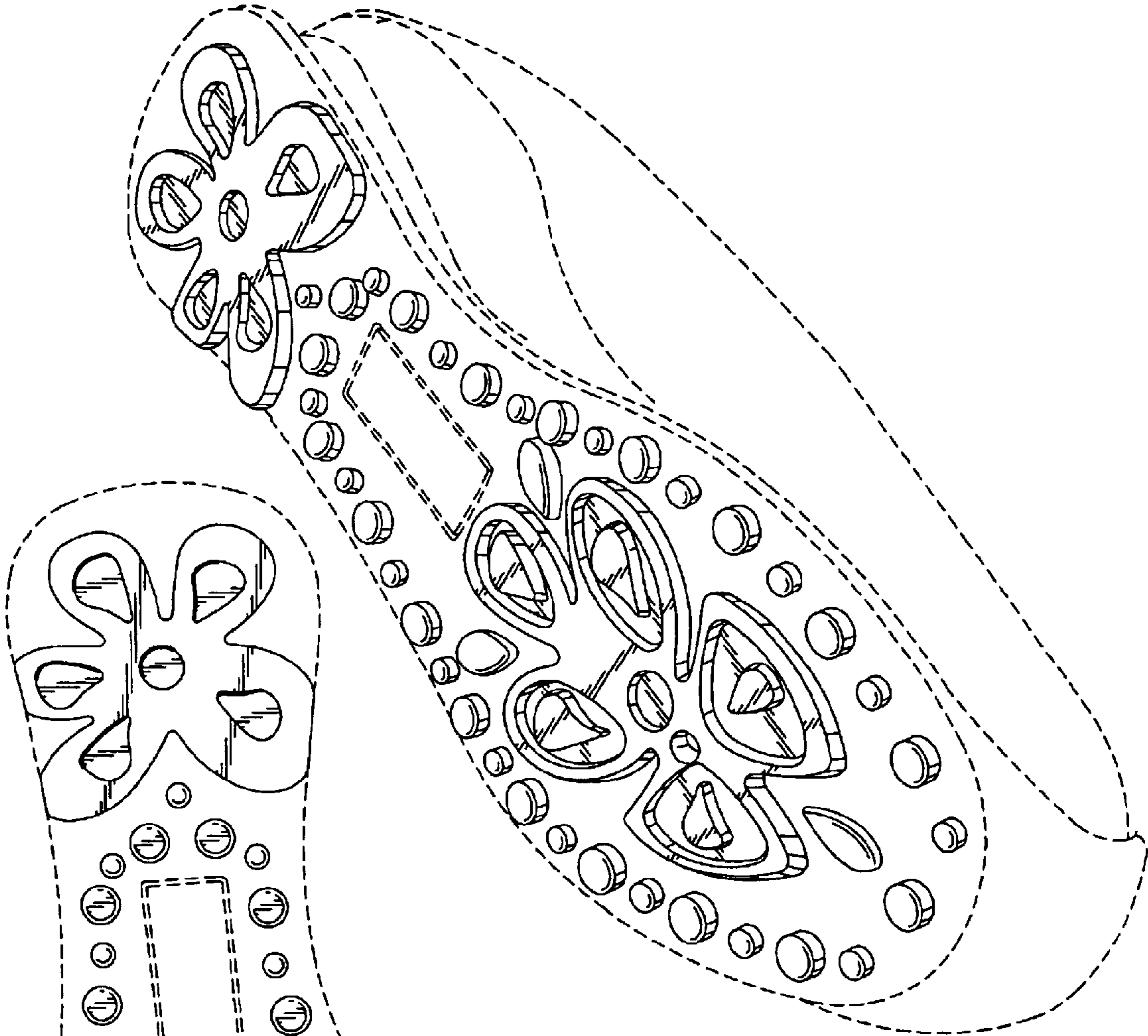


FIG. 1

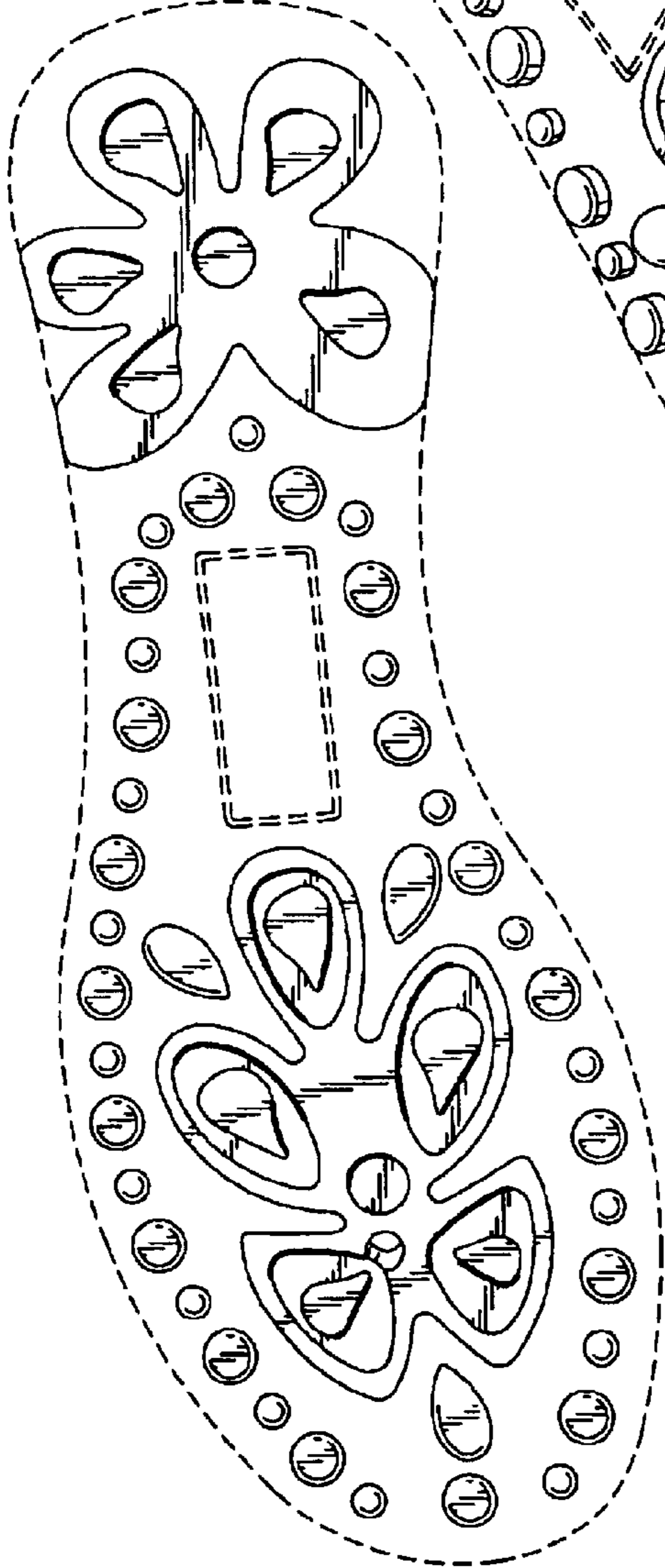


FIG. 2