

US00D492097S1

(12) **United States Design Patent**
Magro

(10) **Patent No.:** **US D492,097 S**
(45) **Date of Patent:** **** Jun. 29, 2004**

- (54) **SHOE UPPER**
- (75) **Inventor:** **Volney Dal Magro, Farroupilha (BR)**
- (73) **Assignee:** **Grendene, S.A., Farroupilha (BR)**
- (**) **Term:** **14 Years**
- (21) **Appl. No.:** **29/190,034**
- (22) **Filed:** **Sep. 5, 2003**
- (51) **LOC (7) Cl. 02-04**
- (52) **U.S. Cl. D2/902; D2/943**
- (58) **Field of Search D2/896, 902, 908,**
D2/943, 944, 969, 909-912, 937; 36/45,
501, 77 M, 77 R, 83, 88, 113, 114, 126-130

D339,449 S	9/1993	Hatfield	
5,276,983 A	1/1994	Hatfield	
D343,721 S	2/1994	Van Dyke	
D343,724 S	2/1994	Smith	
D345,248 S	3/1994	Teague	
D397,544 S	* 9/1998	Egelja	D2/902
D432,292 S	* 10/2000	Kim	D2/902
D434,547 S	* 12/2000	Kim	D2/902

* cited by examiner

Primary Examiner—Dominic Simone
(74) *Attorney, Agent, or Firm*—Luedeka, Neely & Graham, PC

(57) **CLAIM**

The ornamental design for a shoe upper, as shown and described.

(56) **References Cited**

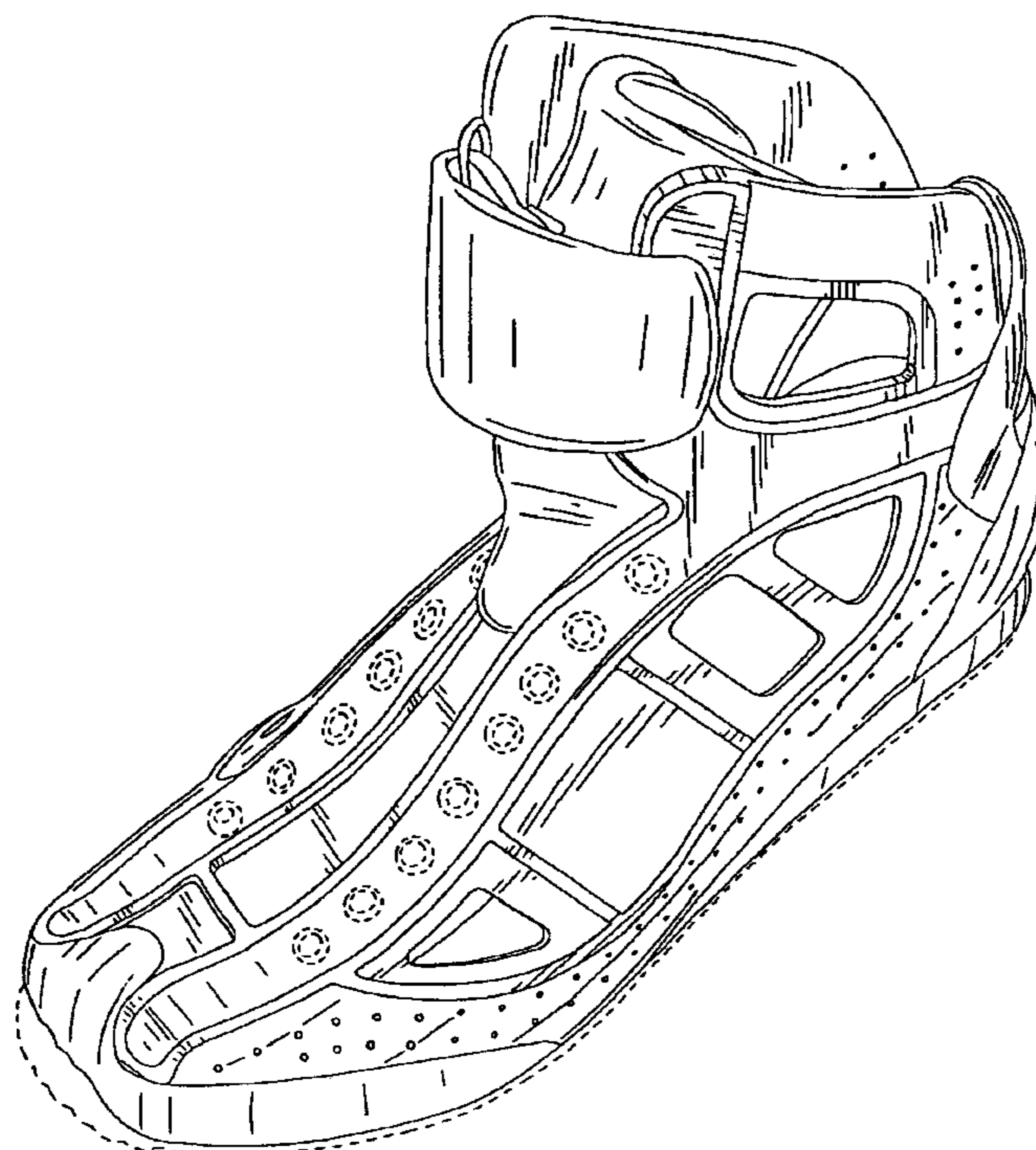
U.S. PATENT DOCUMENTS

D124,614 S	*	1/1941	Pierson	D2/937
D140,573 S	*	3/1945	Sandler	D2/943
D175,203 S	*	7/1955	Wall	D2/944
D272,964 S	*	3/1984	Muller Feigelstock	D2/902
D284,039 S	*	6/1986	Yoshitake	D2/902
D315,055 S		3/1991	Rogers	
D315,441 S		3/1991	Hatfield	
D325,287 S	*	4/1992	Strauss	D2/902
D327,565 S	*	7/1992	Graham	D2/902
D330,109 S		10/1992	Hatfield	
D330,452 S		10/1992	Hatfield	
D331,656 S		12/1992	Greene	
D337,422 S	*	7/1993	Leake	D2/902
D339,448 S		9/1993	Teague	

DESCRIPTION

FIG. 1 is a perspective view of a shoe upper showing my new design;
 FIG. 2 is a right-hand side elevational view of my new design;
 FIG. 3 is a left-hand side elevational view of my new design;
 FIG. 4 is a top plan view of my new design; and
 FIG. 5 is a bottom plan view of my new design.
 FIG. 6 is a front elevational view of my new design; and,
 FIG. 7 is a back side elevational view of my new design.
 The broken lines showing the remainder of the shoe are for environmental purposes only and do not form a part of the claimed design.

1 Claim, 7 Drawing Sheets



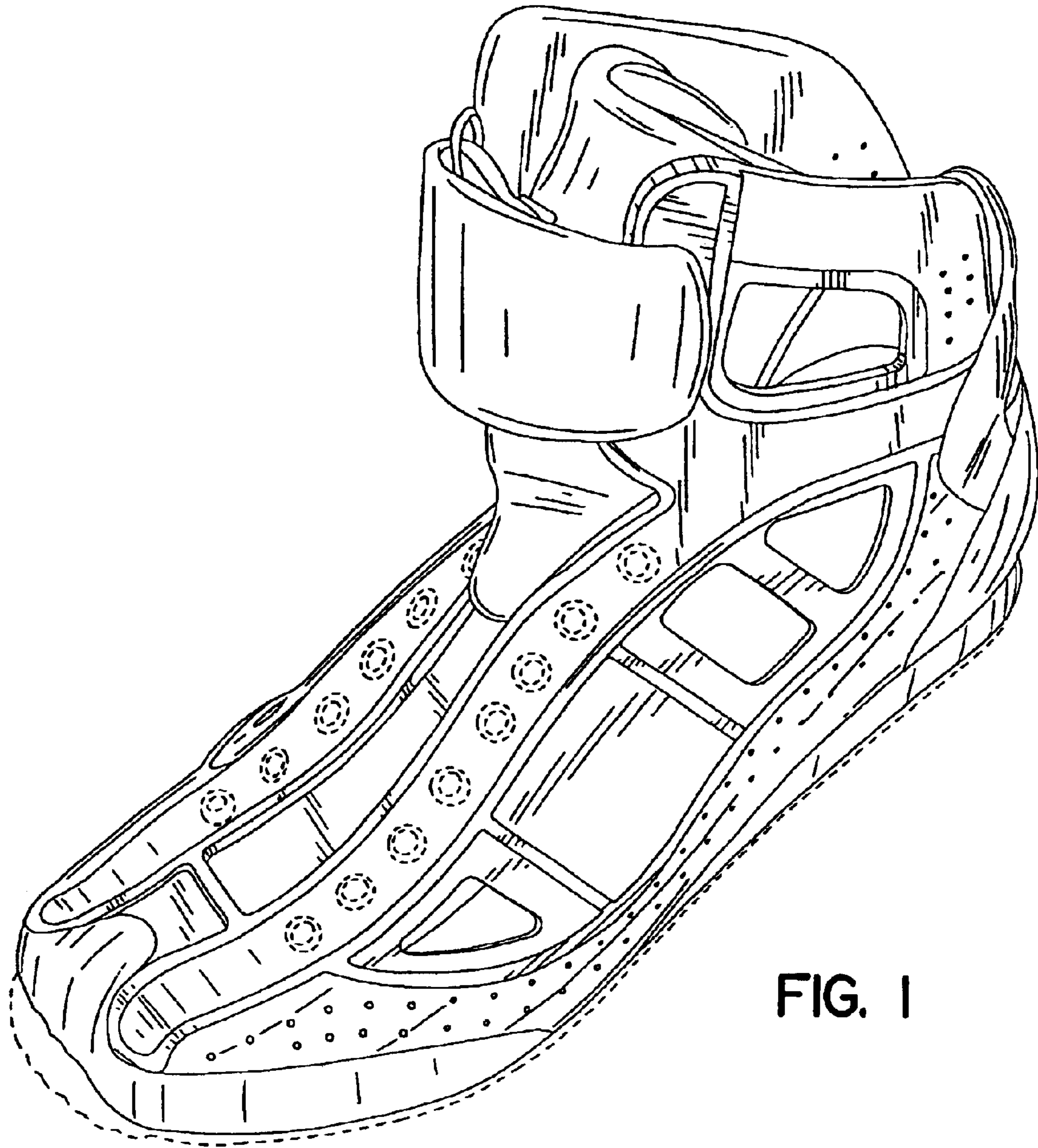


FIG. 1

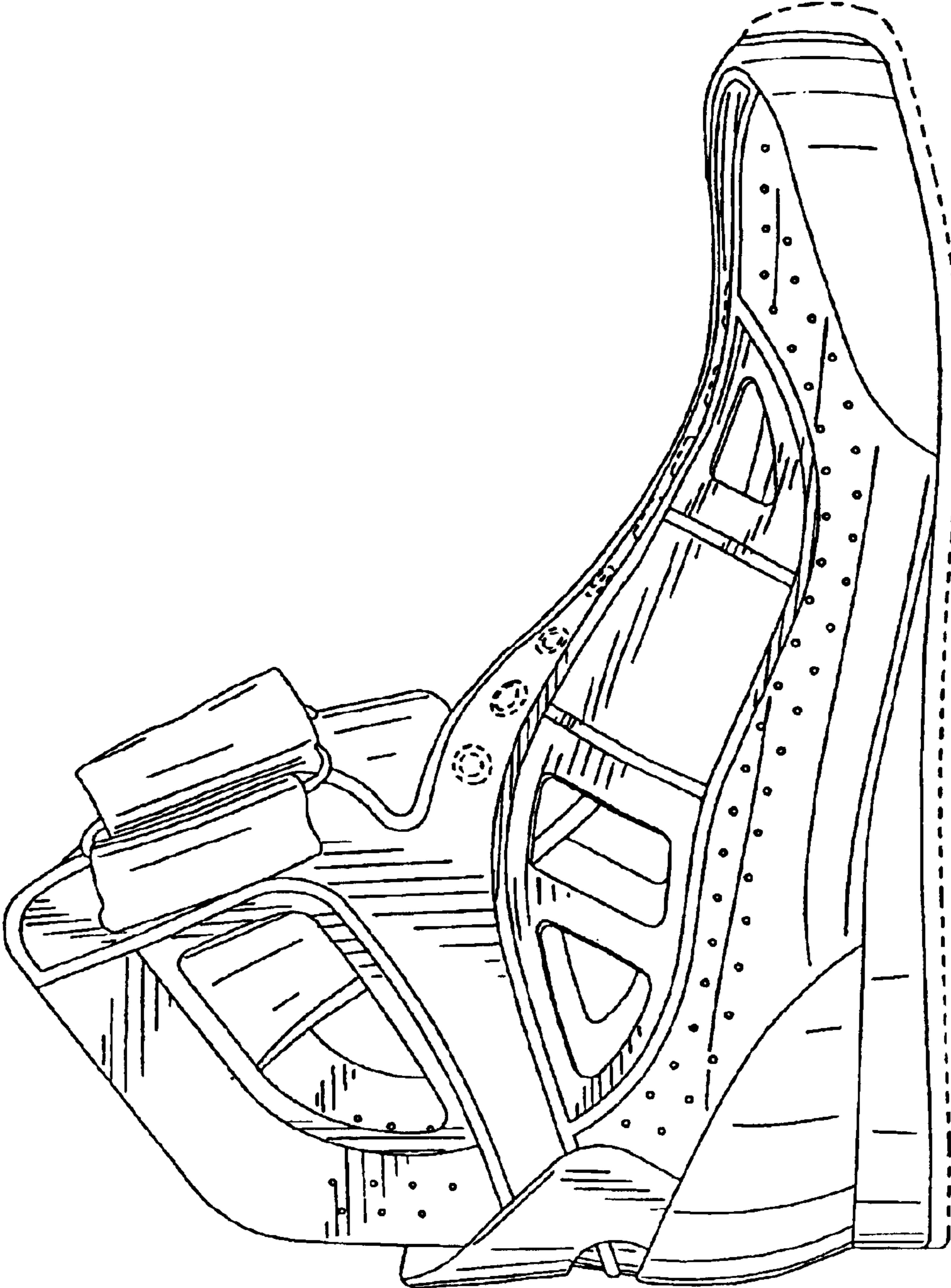


FIG. 2

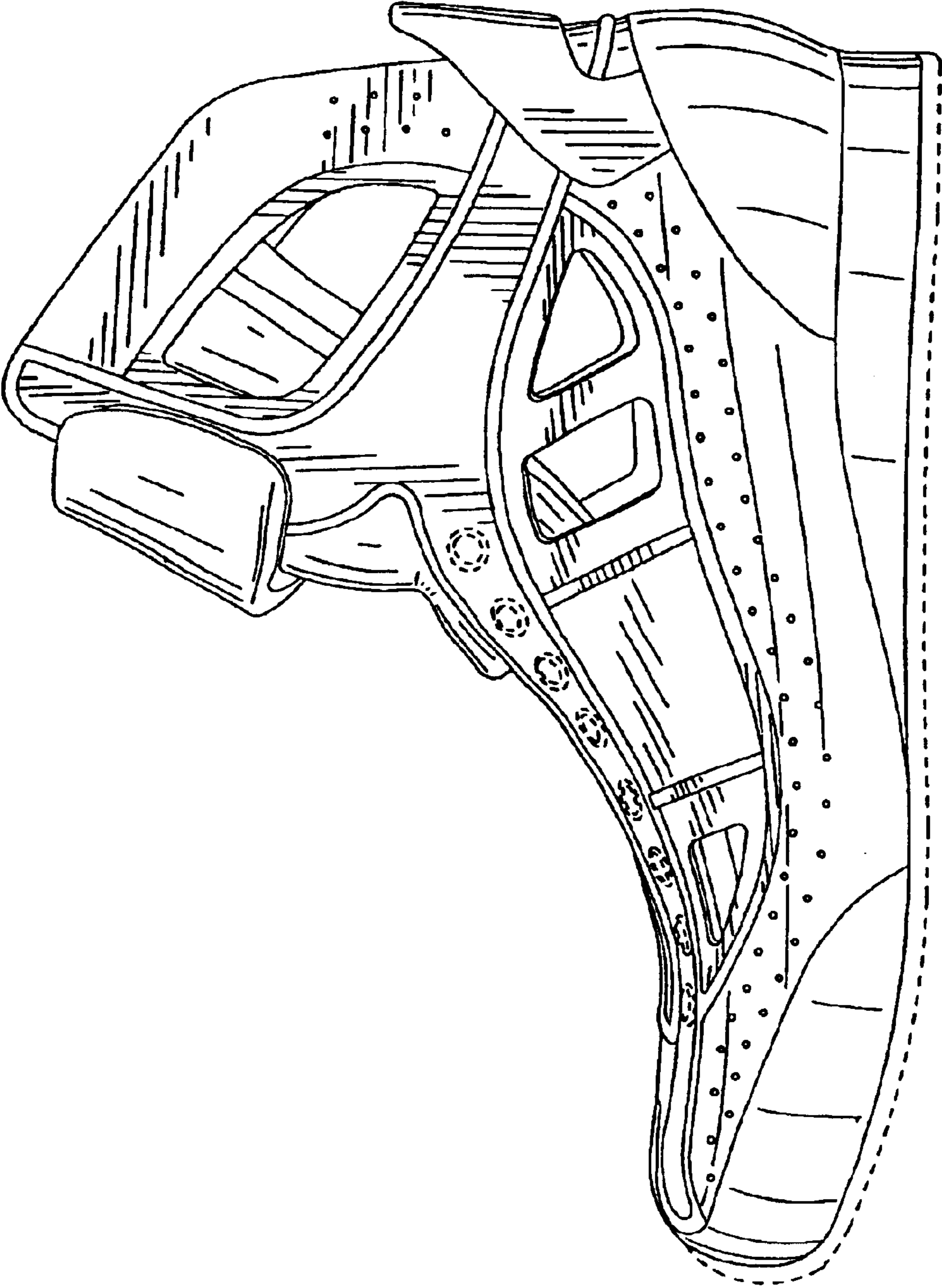


FIG. 3




FIG. 4

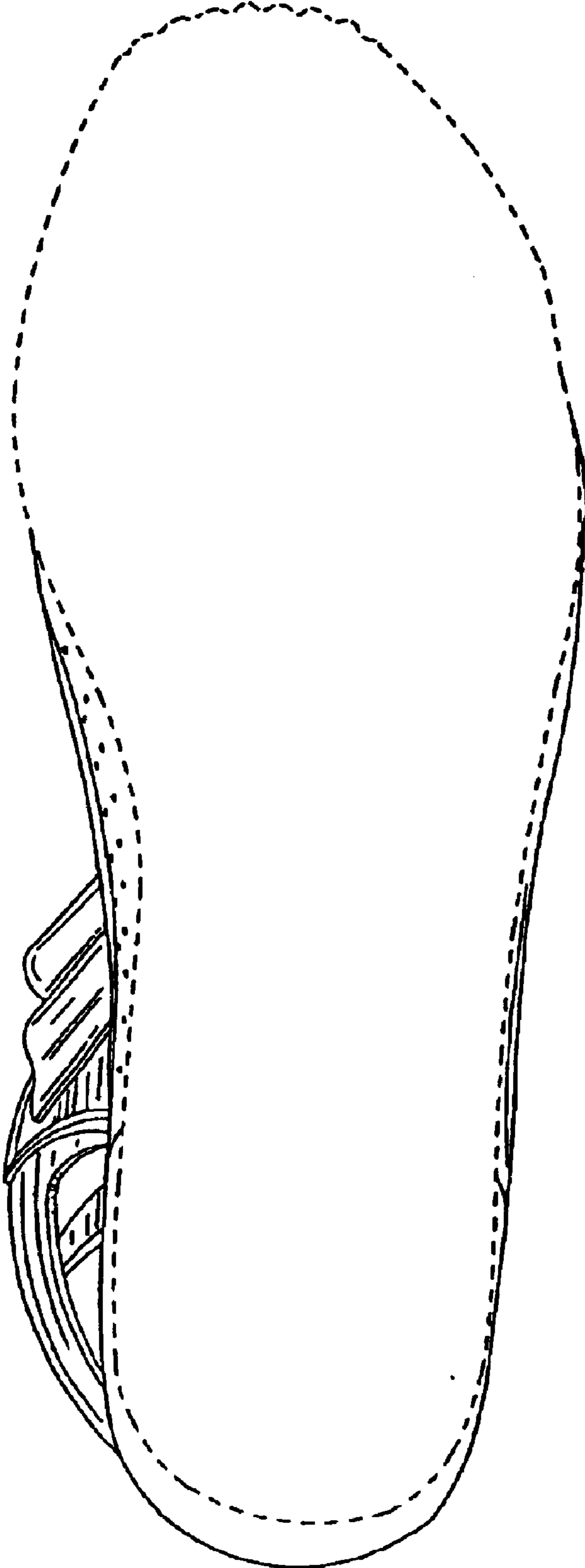


FIG. 5

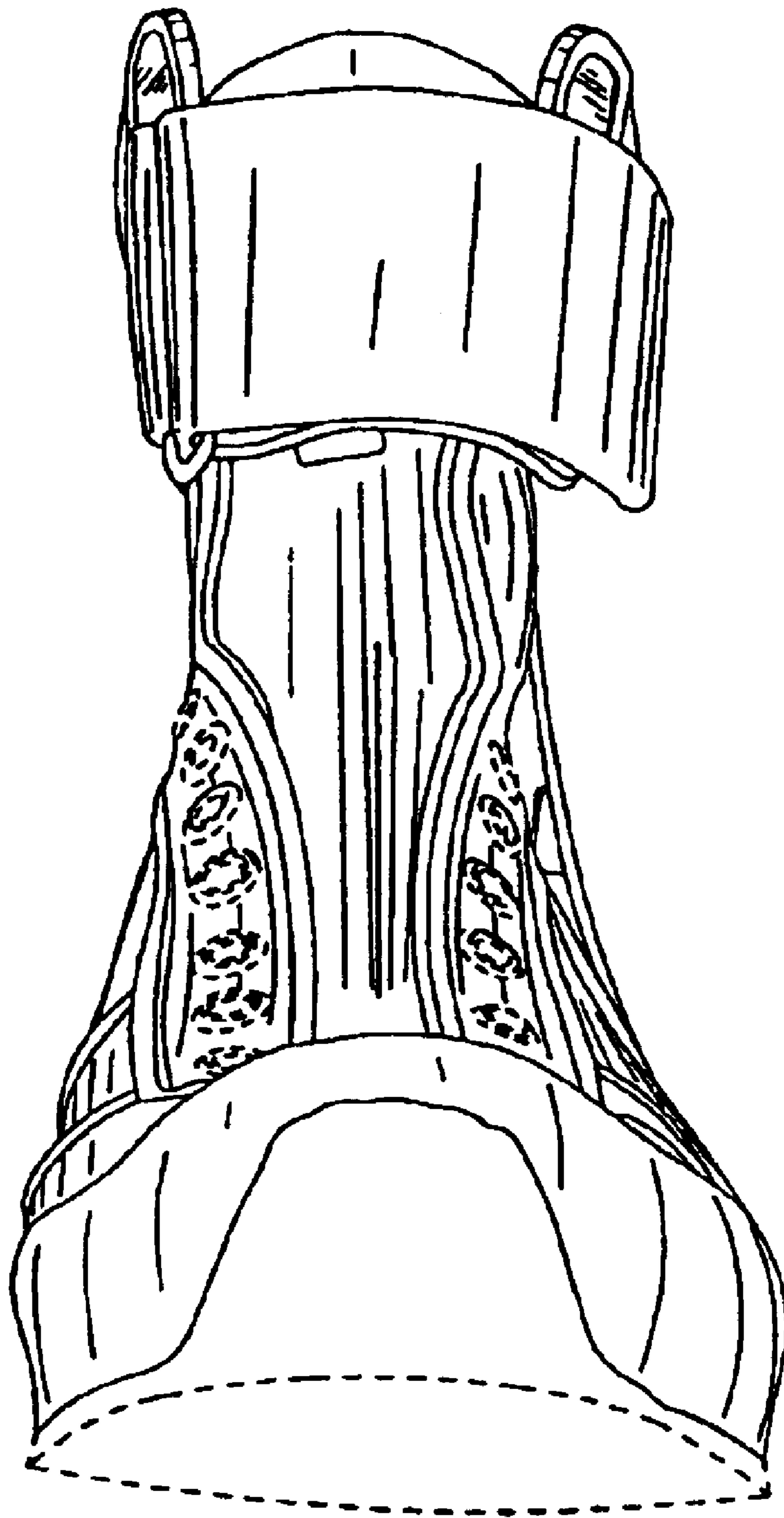


FIG. 6




FIG. 7