

US00D492088S1

(12) **United States Design Patent**
Hatch et al.

(10) **Patent No.:** **US D492,088 S**
(45) **Date of Patent:** **** Jun. 29, 2004**

(54) **GLOVE**

D453,965 S 2/2002 Husain
D466,672 S 12/2002 Noell

(75) Inventors: **William Hatch**, Ojai, CA (US);
Michael McCarey, Camarillo, CA (US)

OTHER PUBLICATIONS

(73) Assignee: **Hatch Imports, Inc.**, Oxnard, CA (US)

Copy from Internet Catalog for Blackhawk Industries, for Hellstorm Fury Kevlar Glove, no date.

(**) Term: **14 Years**

* cited by examiner

(21) Appl. No.: **29/174,194**

Primary Examiner—Louis S. Zarfes

(22) Filed: **Jan. 14, 2003**

Assistant Examiner—Robert A Delehanty

(74) *Attorney, Agent, or Firm*—Lowe Hauptman Gilman & Berner LLP

Related U.S. Application Data

(62) Division of application No. 10/152,580, filed on May 23, 2002, and a division of application No. 29/173,635, filed on Jan. 3, 2003.

(57) **CLAIM**

The ornamental design for a glove, as shown and described.

(51) **LOC (7) Cl.** **02-06**

DESCRIPTION

(52) **U.S. Cl.** **D2/623**

FIG. 1 is a plan view of the back of a glove according to this invention;

(58) **Field of Search** D2/610, 617–623, D2/999; D29/113, 116.2, 117.1, 123; D24/190, 140; 2/16, 159, 161.1–161.8, 167; 600/588

FIG. 2 is a plan view of the front of a glove according to this invention; and,

FIG. 3 is a side view of the left side of a glove according to this invention.

(56) **References Cited**

The portions of the drawing that are shown in dashed lines are not considered to be part of, or a limitation on the instant claimed design.

U.S. PATENT DOCUMENTS

- 2,394,140 A * 2/1946 Biscow D24/140 X
- 4,131,952 A 1/1979 Brenning, Jr.
- 4,611,603 A * 9/1986 Kelso et al. 600/588
- 4,651,350 A 3/1987 Dawiedczyk
- 4,964,174 A 10/1990 Martin
- 5,228,142 A 7/1993 Yoswein-McGreen
- 5,829,061 A 11/1998 Visgil et al.

The broken line showing of portions of the glove is for illustrative purposes only and forms no part of the claimed design as well as the broken line(s) which define the bounds of the claimed design form no part thereof.

1 Claim, 1 Drawing Sheet

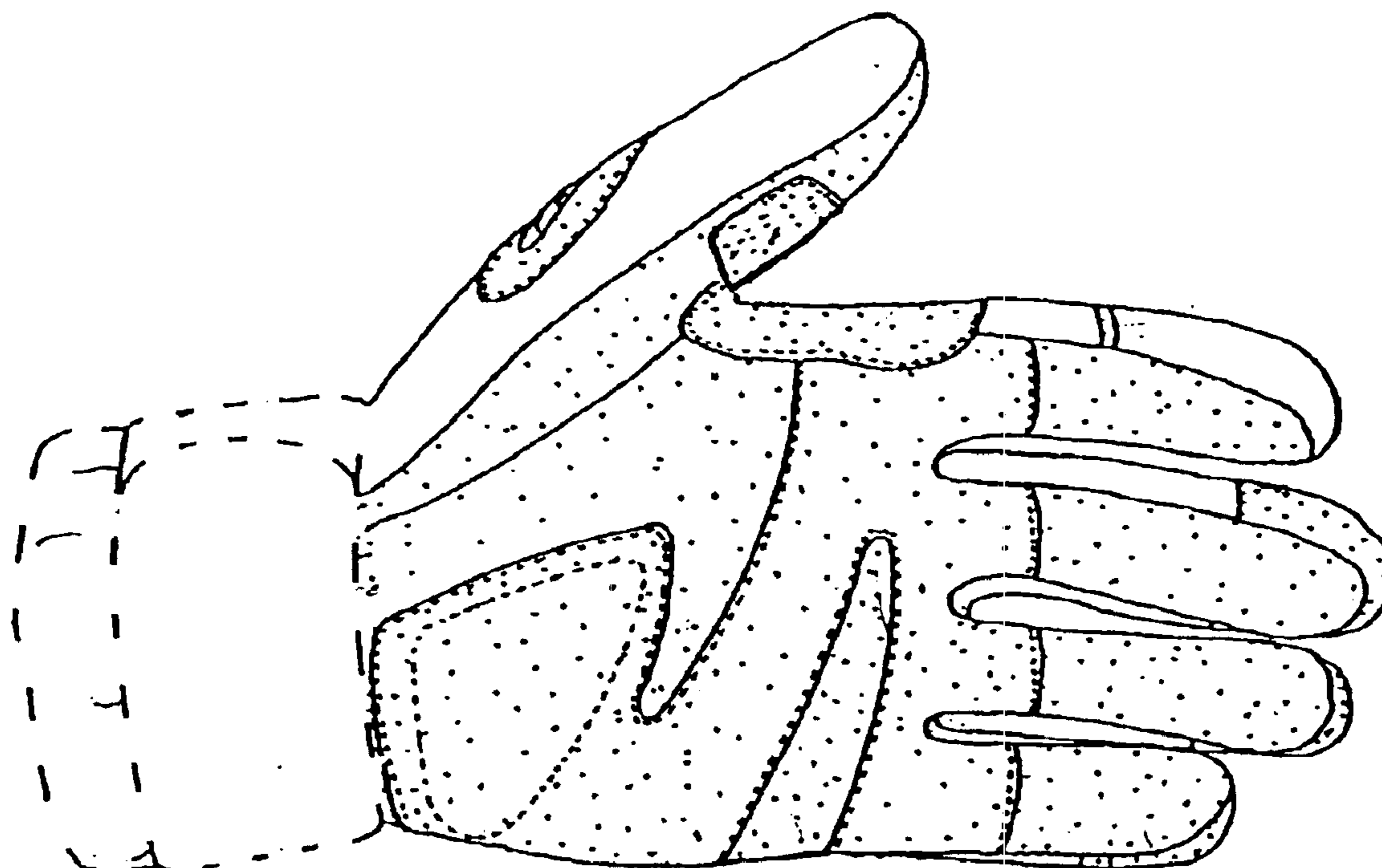


Fig. 1

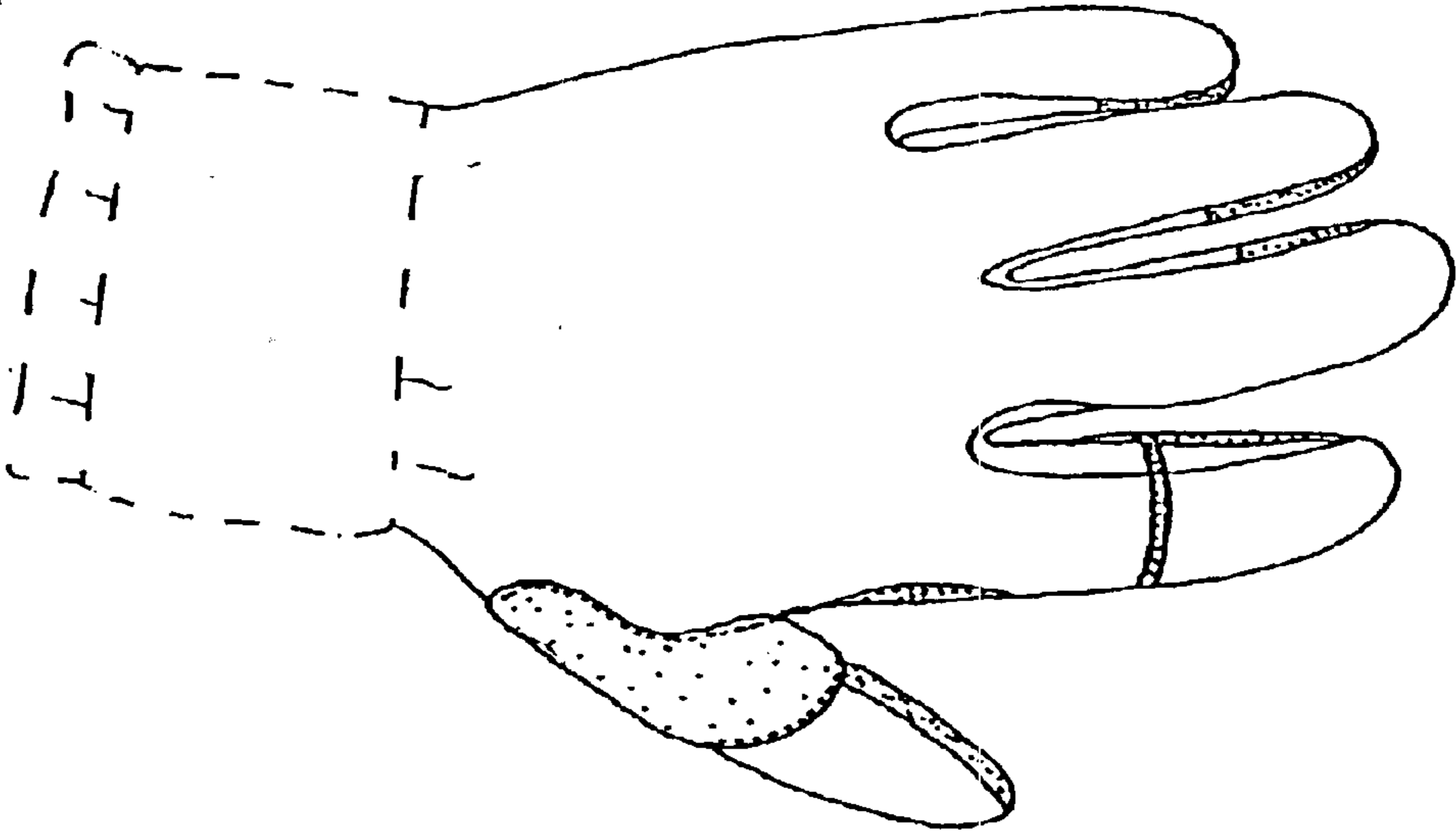


Fig. 2

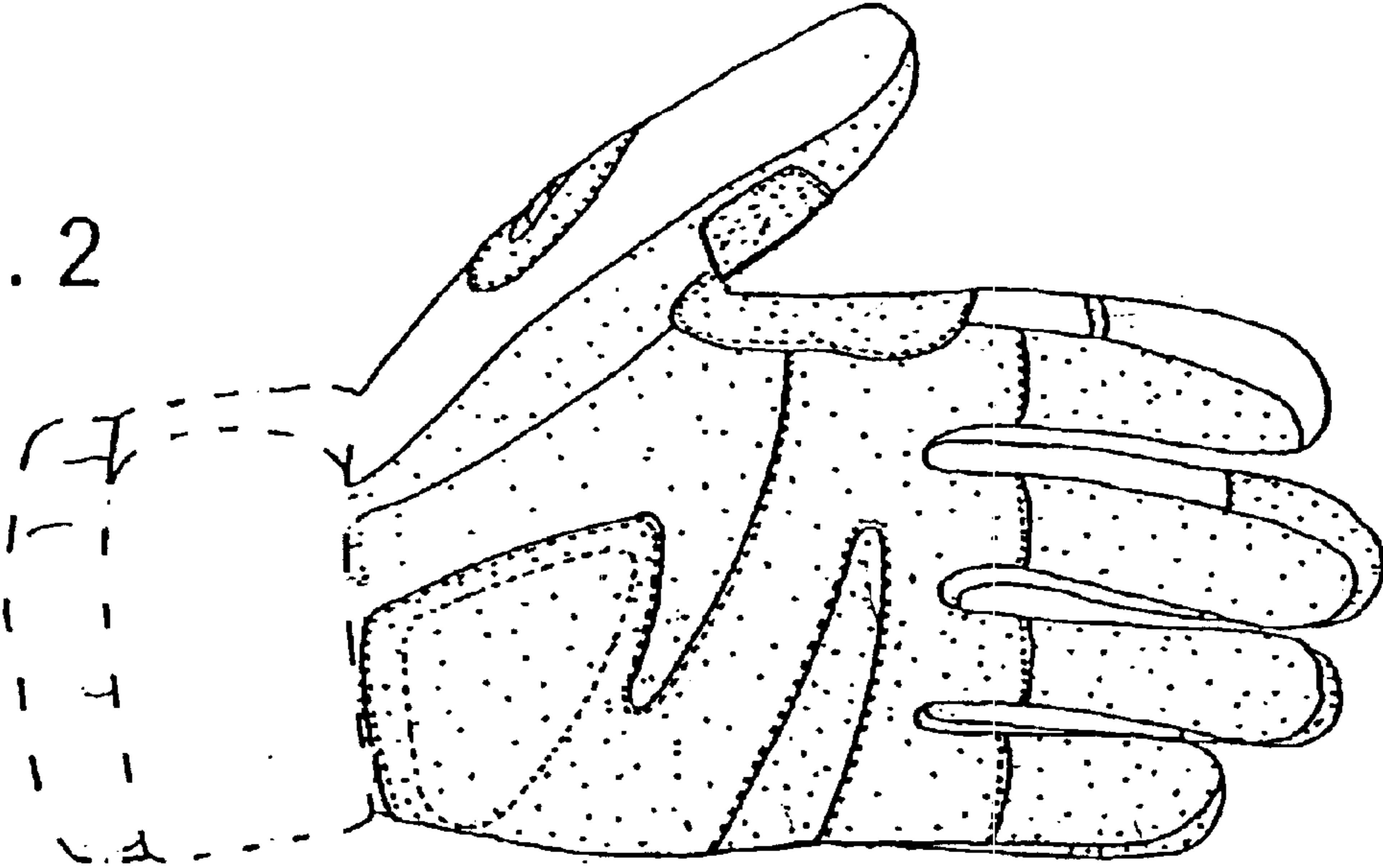


Fig. 3

