

US00D492082S1

(12) **United States Design Patent** (10) **Patent No.:** **US D492,082 S**
Magee et al. (45) **Date of Patent:** **** Jun. 22, 2004**

(54) **AUTOMATED TELLER MACHINE**

(56) **References Cited**

(75) Inventors: **Paul D. Magee**, North Canton, OH (US); **David Barker**, North Canton, OH (US); **Donald S. Nelson**, Canton, OH (US); **Scott A. Mercer**, Hanoverton, OH (US); **Matthew Persons**, North Canton, OH (US); **Gregory Fockler**, Canton, OH (US); **Walter J. Szabat**, Akron, OH (US); **Michael J. Maczuzak**, Bratenahl, OH (US); **Erin Q. Riddell**, Bay Village, OH (US); **Jesse P. Carlson**, Bay Village, OH (US); **Robert J. Warner, Jr.**, Akron, OH (US)

U.S. PATENT DOCUMENTS

D249,900 S	*	10/1978	Lee	D99/28
D291,936 S	*	9/1987	Long	D99/28
D296,028 S	*	5/1988	Foster	D99/28
D360,738 S	*	7/1995	Schwartz et al.	D99/28
D419,277 S	*	1/2000	Ishii et al.	D99/35
D427,413 S	*	6/2000	Wallace et al.	D99/35
D437,468 S	*	2/2001	Fukutake et al.	D99/28
D447,164 S	*	8/2001	Forslund	D18/3.1
D456,587 S	*	4/2002	Kit et al.	D99/28
D481,515 S	*	10/2003	Magee et al.	D99/28
D481,516 S	*	10/2003	Magee et al.	D99/28
D481,517 S	*	10/2003	Magee et al.	D99/28
D485,417 S	*	1/2004	Magee et al.	D99/28

* cited by examiner

(73) Assignee: **Diebold Self-Service Systems, division of Diebold, Incorporated**, North Canton, OH (US)

Primary Examiner—Paula A. Greene

(74) *Attorney, Agent, or Firm*—Ralph E. Jocke; Walker & Jocke

(**) Term: **14 Years**

(57) **CLAIM**

(21) Appl. No.: **29/187,340**

We claim the ornamental design for an automated teller machine, as shown.

(22) Filed: **Jul. 28, 2003**

DESCRIPTION

(51) **LOC (7) Cl.** **99-00**

(52) **U.S. Cl.** **D99/28**

(58) **Field of Search** D99/28, 35, 36, D99/40, 41, 43; 235/379, 380, 381; 194/206, 350; D25/1; 52/36.1; D20/1, 4, 5; D18/3.1, 3.3; 109/24.1


FIG. 1 is a front perspective view of an automated teller machine showing our new design.

FIG. 2 is a front plan view thereof.

FIG. 3 is a first side plan view thereof; and,

FIG. 4 is a top plan view thereof.

1 Claim, 2 Drawing Sheets






FIG. 1




FIG. 2



FIG. 3



FIG. 4