



US00D492079S1

(12) **United States Design Patent**  
**Feltman**

(10) **Patent No.:** **US D492,079 S**  
(45) **Date of Patent:** **\*\* Jun. 22, 2004**

(54) **COMBINATION URN AND PICTURE FRAME**

(76) **Inventor:** **Harry A. Feltman**, 20 Manzsanita La.,  
Sedona, AZ (US) 86336-4045

(\*\*) **Term:** **14 Years**

(21) **Appl. No.:** **29/158,258**

(22) **Filed:** **Apr. 1, 2002**

(51) **LOC (7) Cl.** ..... **99-00**

(52) **U.S. Cl.** ..... **D99/5**

(58) **Field of Search** ..... D99/1, 5; 27/1-10;  
D6/300-314; 40/124.5, 779, 711, 722; 52/128,  
133, 139; 206/783; D11/145

(56) **References Cited**

**U.S. PATENT DOCUMENTS**

3,589,049	A	*	6/1971	Cornelius	.....	40/779	X
D374,963	S	*	10/1996	Neuberger et al.	.....	D99/5	
D424,812	S	*	5/2000	Kacius	.....	D6/300	
6,105,288	A	*	8/2000	Becker	.....	40/124.5	
D431,374	S	*	10/2000	Glover	.....	D6/300	

\* cited by examiner

*Primary Examiner*—Paula A. Greene

(74) *Attorney, Agent, or Firm*—Jeffrey D. Moy; Harry M. Weiss; Weiss, Moy & Harris, P.C.

(57) **CLAIM**

The ornamental design for a combination urn and picture frame, as shown and described.

**DESCRIPTION**

FIG. 1 is an elevated front view of the ornamental design for a combination urn and picture frame showing my new design;

FIG. 2 is a side view, the other side being a mirror image thereof;


FIG. 3 is a rear view thereof;

FIG. 4 is a bottom view thereof;

FIG. 5 is a top view thereof; and,

FIG. 6 is a side view of a section of the picture frame portion of the present invention, the other side being a mirror image thereof.

**1 Claim, 1 Drawing Sheet**



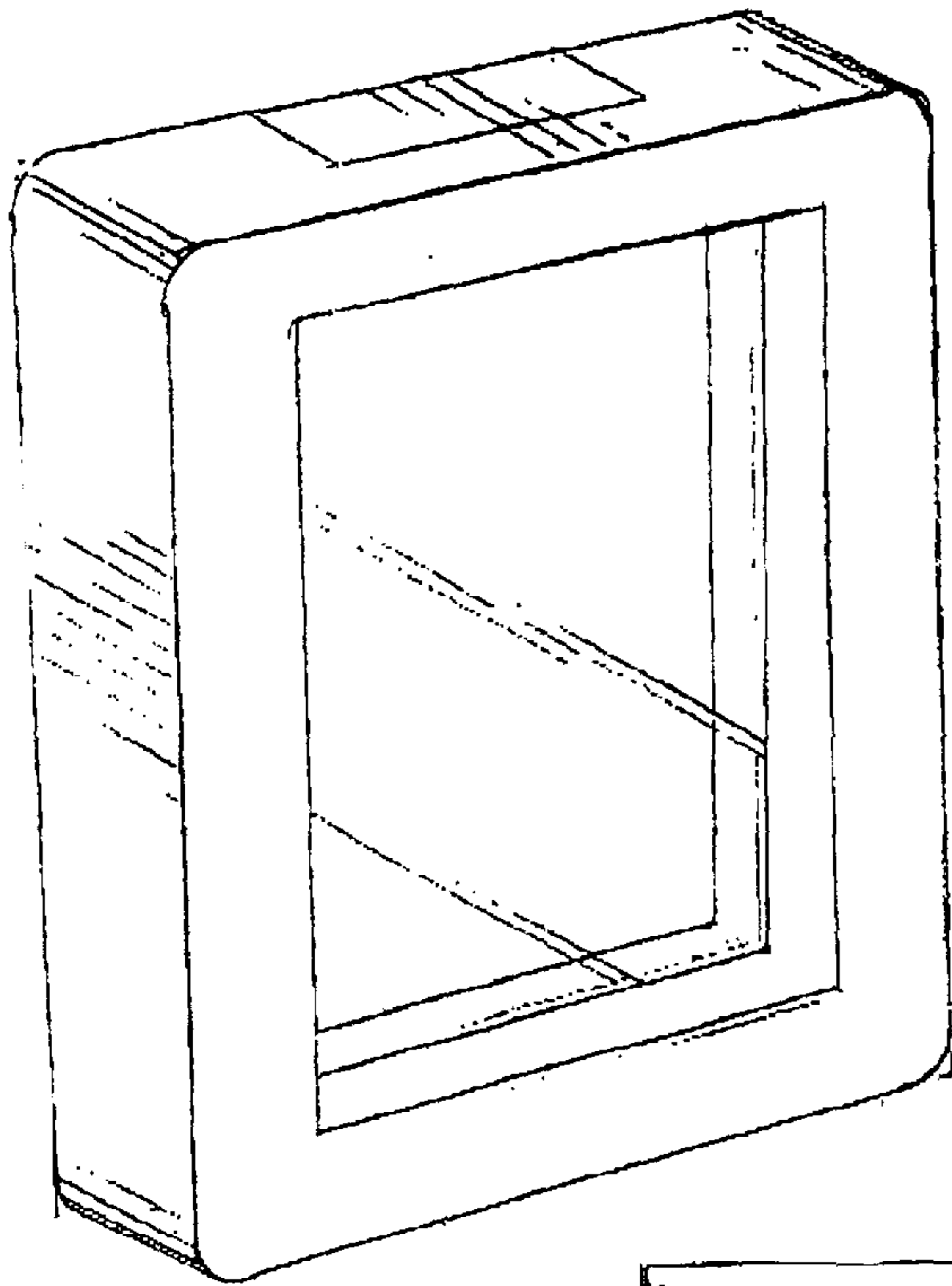


FIG. 1



FIG. 6

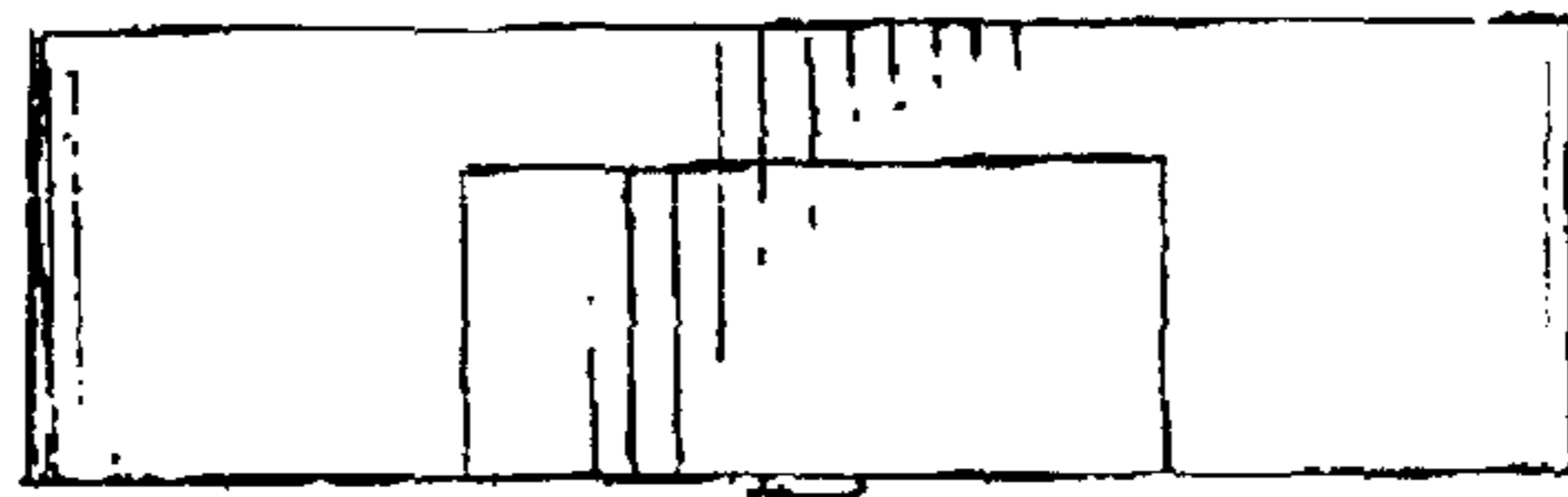


FIG. 5




FIG. 2

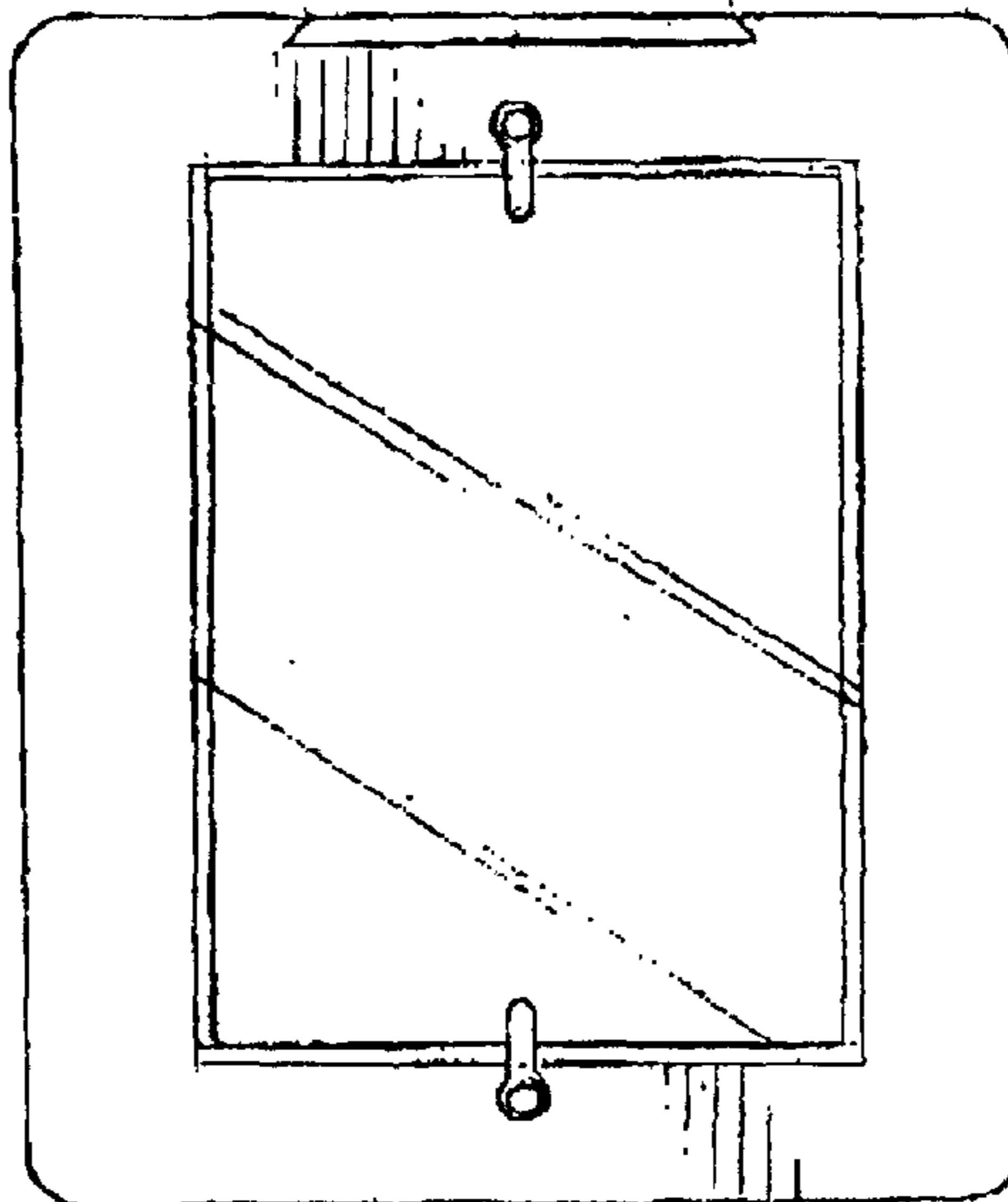


FIG. 3

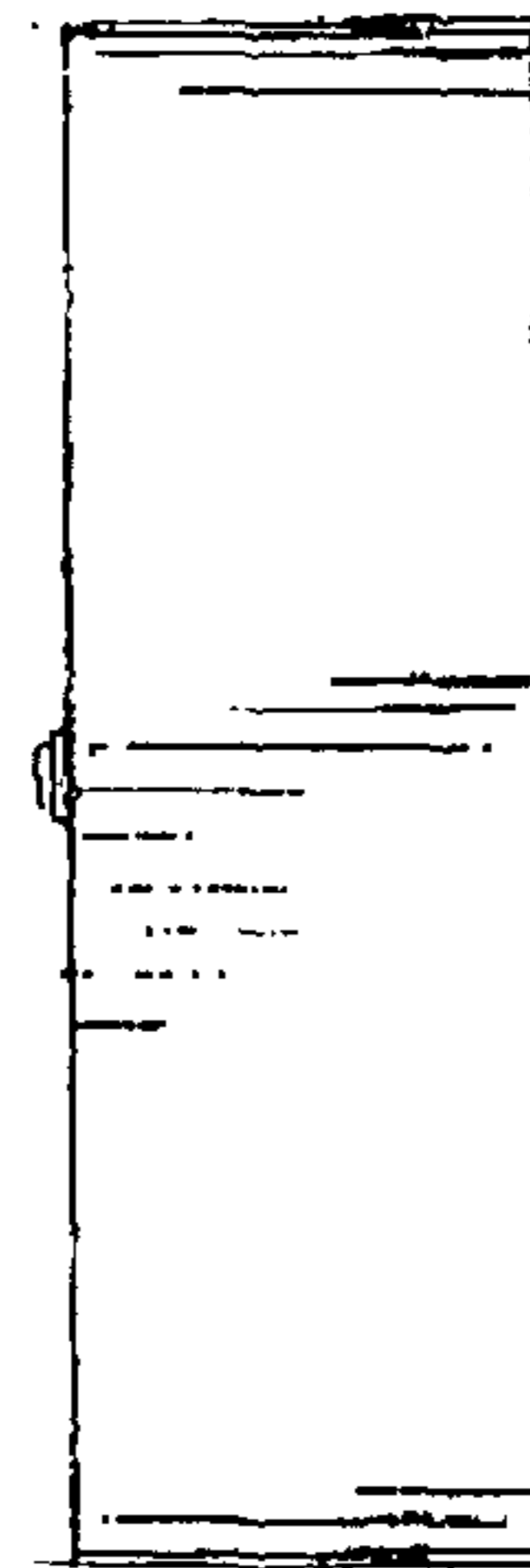


FIG. 4