

US00D492078S1

(12) **United States Design Patent**  
**Syzdek**

(10) **Patent No.:** **US D492,078 S**  
(45) **Date of Patent:** **\*\* Jun. 22, 2004**

(54) **PORTABLE EQUIPMENT RETRIEVAL TOOL**

D393,515 S \* 4/1998 Pettersson ..... D34/33  
D397,028 S \* 8/1998 Dancyger ..... D8/360  
D420,484 S \* 2/2000 Nichols ..... D34/33  
D434,199 S \* 11/2000 Alviso ..... D34/28

(76) **Inventor:** **Paul Syzdek**, 8 Lauren La. Laurel  
Ridge, Frackville, PA (US) 17931

(\*\*) **Term:** **14 Years**

\* cited by examiner

(21) **Appl. No.:** **29/179,368**

*Primary Examiner*—Cynthia E. Ramirez

(22) **Filed:** **Apr. 9, 2003**

(74) *Attorney, Agent, or Firm*—Goldstein Law Offices, P.C.

(51) **LOC (7) Cl.** ..... **12-05**

(57) **CLAIM**

(52) **U.S. Cl.** ..... **D34/28**

The ornamental design for a portable equipment retrieval tool, as shown and described.

(58) **Field of Search** ..... D34/28, 35, 33;  
D8/360; 254/374, 266, 371, 372; 242/601,  
613.1

**DESCRIPTION**

(56) **References Cited**

FIG. 1 is a perspective view of a portable equipment retrieval tool.

**U.S. PATENT DOCUMENTS**

4,531,686 A	7/1985	Shaw	242/96
D312,164 S	* 11/1990	Pierotti	D34/28
D318,941 S	* 8/1991	Avery	D34/33
5,141,206 A	* 8/1992	Shaffer	254/266
D343,824 S	* 2/1994	Halwes	D12/345
5,388,877 A	2/1995	Wenk	294/1.1

FIG. 2 is a top plan view thereof.

FIG. 3 is a bottom plan view thereof.

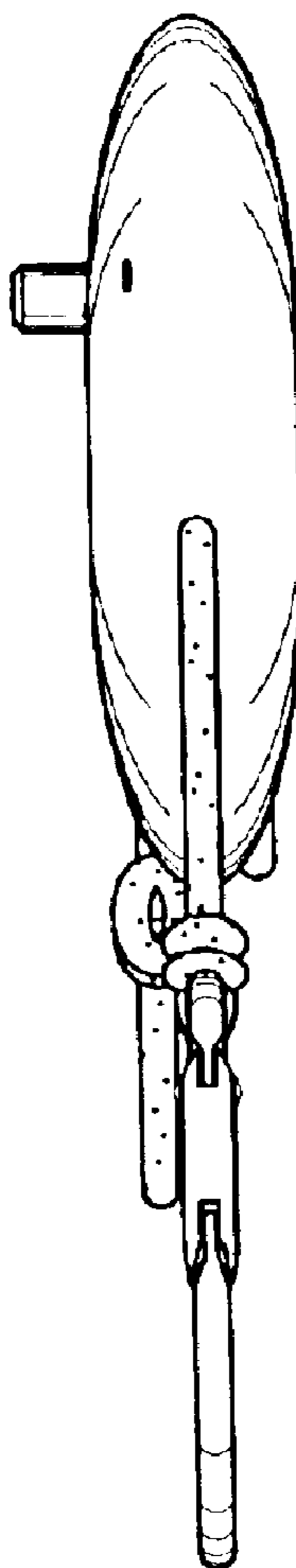
FIG. 4 is a right side elevational view thereof.

FIG. 5 is a left side elevational view thereof.

FIG. 6 is a front elevational view of the portable equipment retrieval tool; and,

FIG. 7 is a rear elevational view thereof.

**1 Claim, 3 Drawing Sheets**



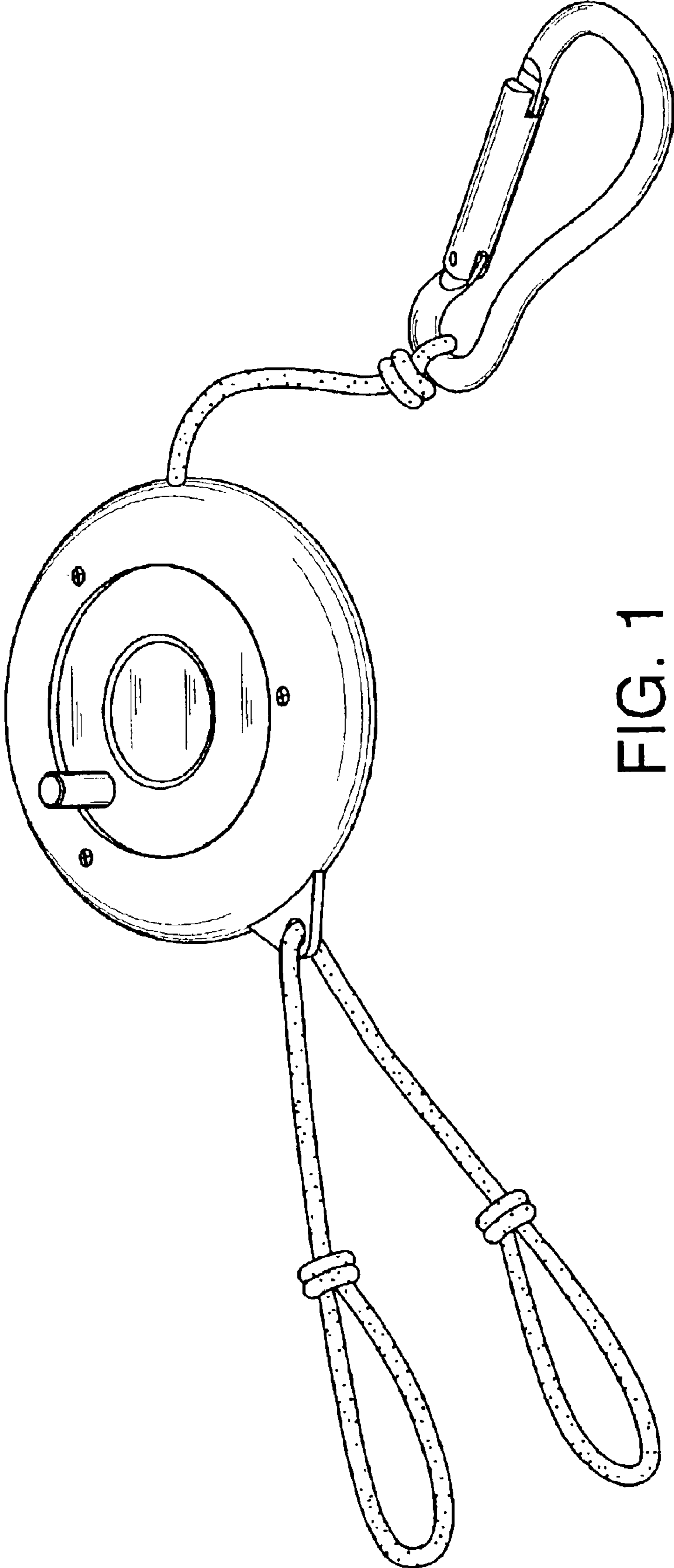


FIG. 1

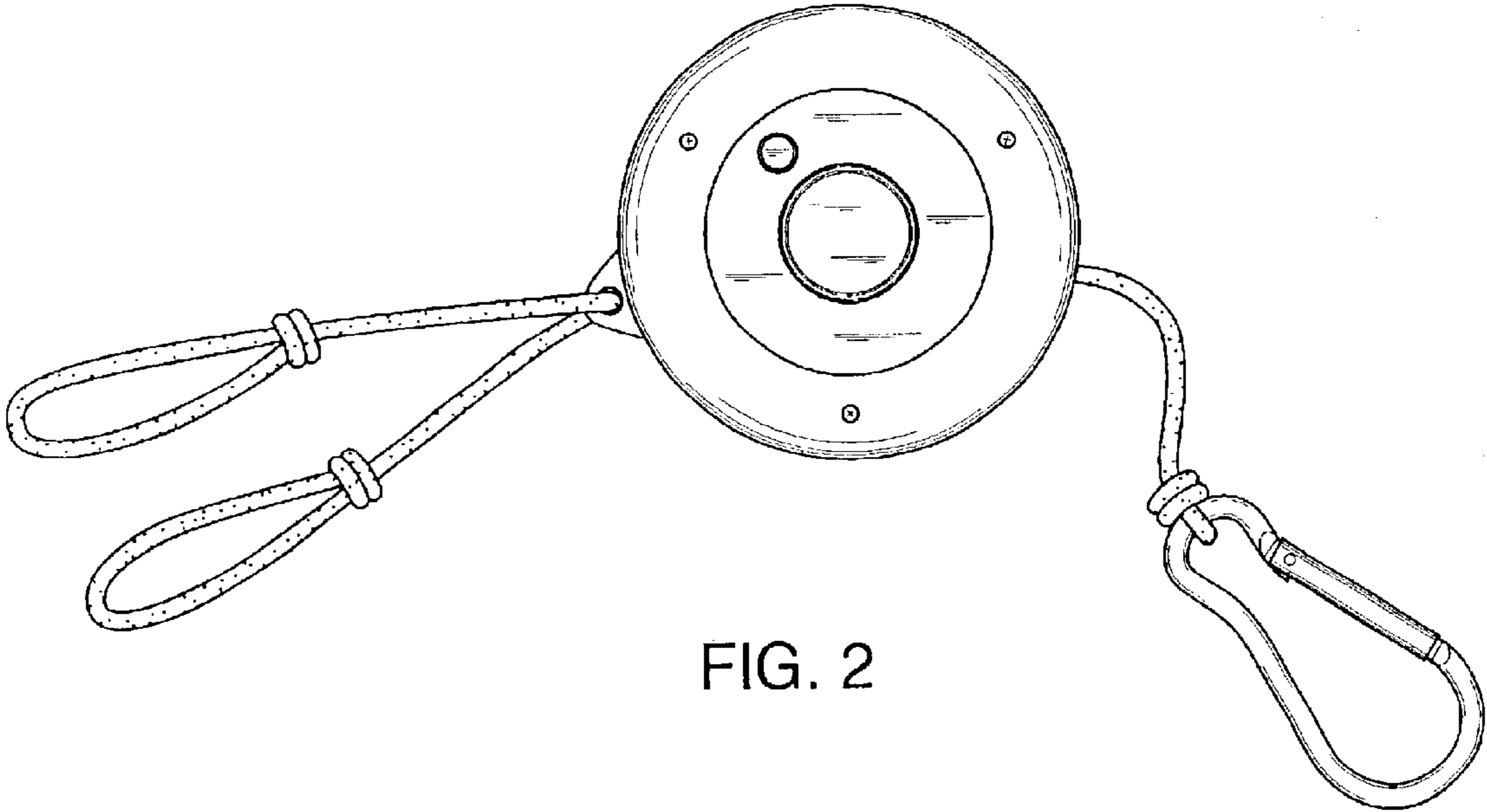


FIG. 2

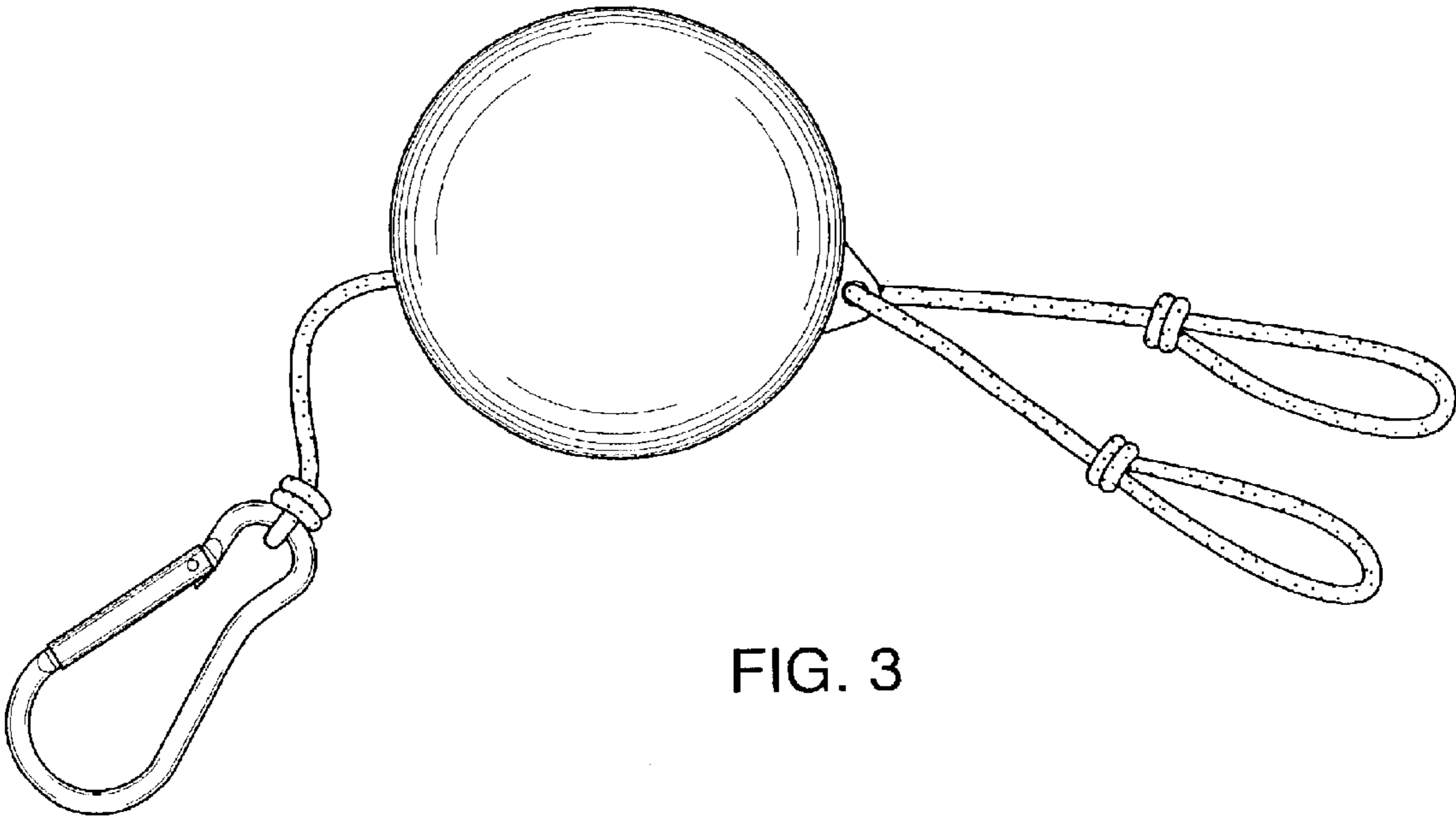


FIG. 3

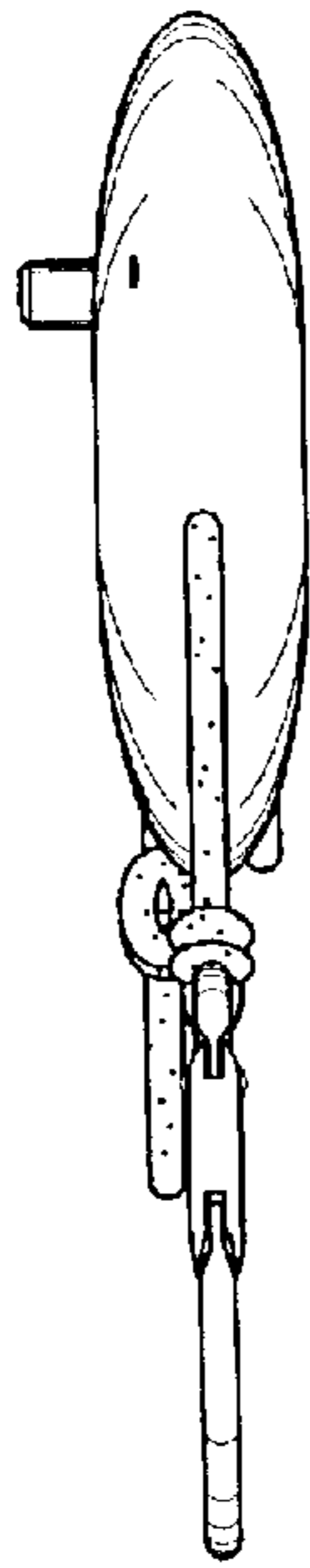


FIG. 4

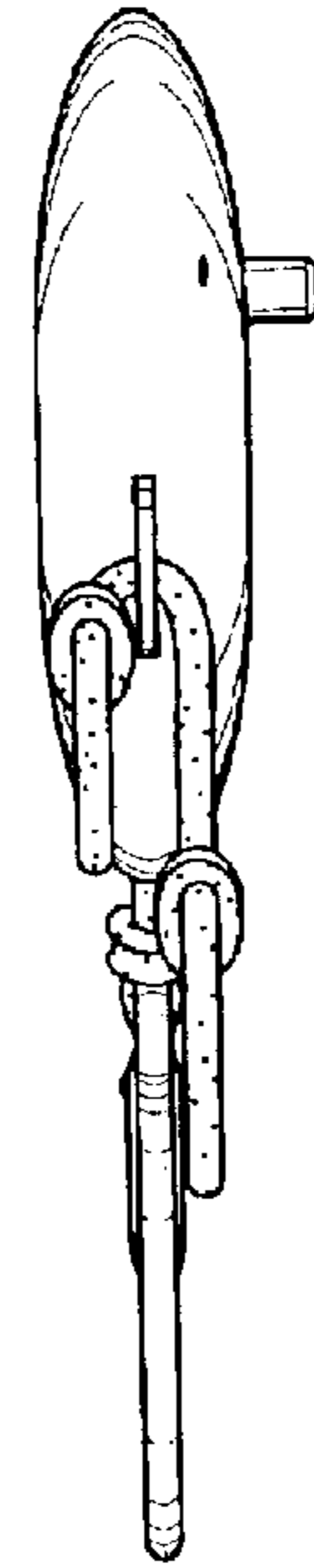


FIG. 5

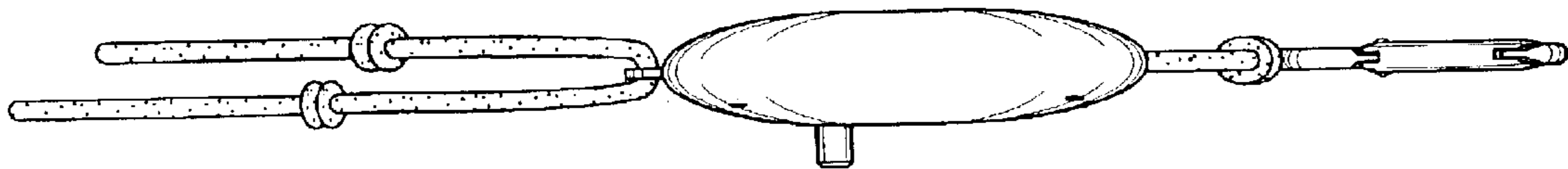


FIG. 6

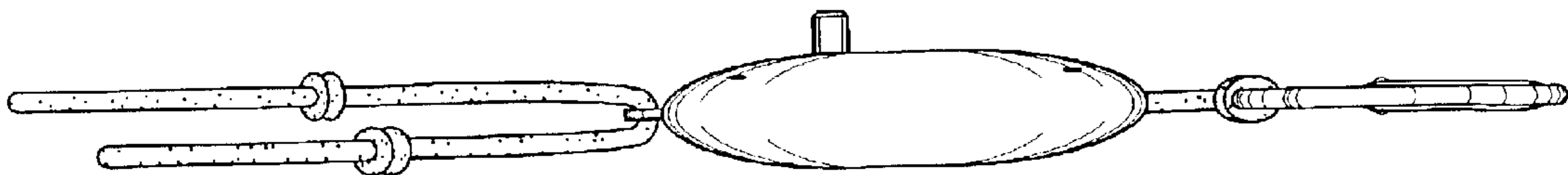


FIG. 7