



US00D492063S1

(12) **United States Design Patent**
Reynolds

(10) **Patent No.:** **US D492,063 S**
(45) **Date of Patent:** **** Jun. 22, 2004**

(54) **LIGHTER**

(75) Inventor: **Michael P. Reynolds**, Warwick, RI
(US)

(73) Assignee: **Colibri Corporation**, Providence, RI
(US)

(**) Term: **14 Years**

(21) Appl. No.: **29/186,640**

(22) Filed: **Jul. 18, 2003**

(51) **LOC (7) Cl.** **27-05**

(52) **U.S. Cl.** **D27/152; D27/157; D27/159**

(58) **Field of Search** D27/141, 142,
D27/147, 152, 153, 157, 159; 431/151,
153, 253–256, 267, 273, 277

(56) **References Cited**

U.S. PATENT DOCUMENTS

D259,588 S * 6/1981 Stutzer D27/154
D440,708 S * 4/2001 Harel D27/159

* cited by examiner

Primary Examiner—Jennifer Rivard
(74) *Attorney, Agent, or Firm*—Salter & Michaelson

(57) **CLAIM**

The ornamental design for a lighter, as shown and described.

DESCRIPTION

FIG. 1 is a perspective view of a lighter showing my new design;

FIG. 2 is a rear elevational view thereof;

FIG. 3 is a front elevational view thereof;

FIG. 4 is a left side elevational view thereof;

FIG. 5 is a right side elevational view thereof;


FIG. 6 is a top plan view thereof;

FIG. 7 is a bottom plan view thereof; and,

FIG. 8 is a perspective view thereof showing the cover in an open position.

The broken line environmental showing is for illustrative purposes only and forms no part of the claimed design.

1 Claim, 4 Drawing Sheets






FIG. 1




FIG. 2




FIG. 3




FIG. 4




FIG. 5

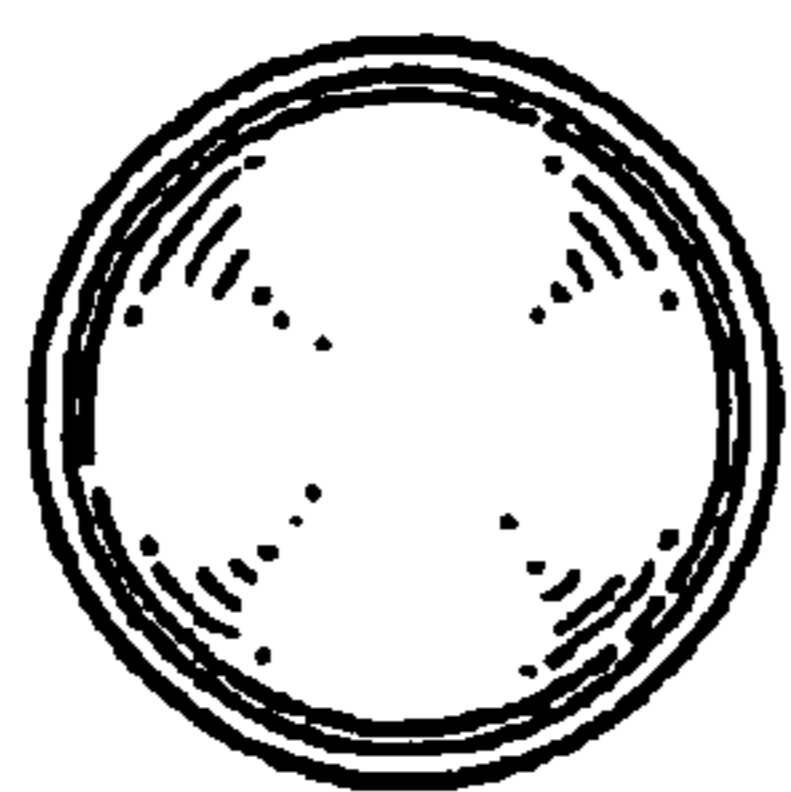


FIG. 6

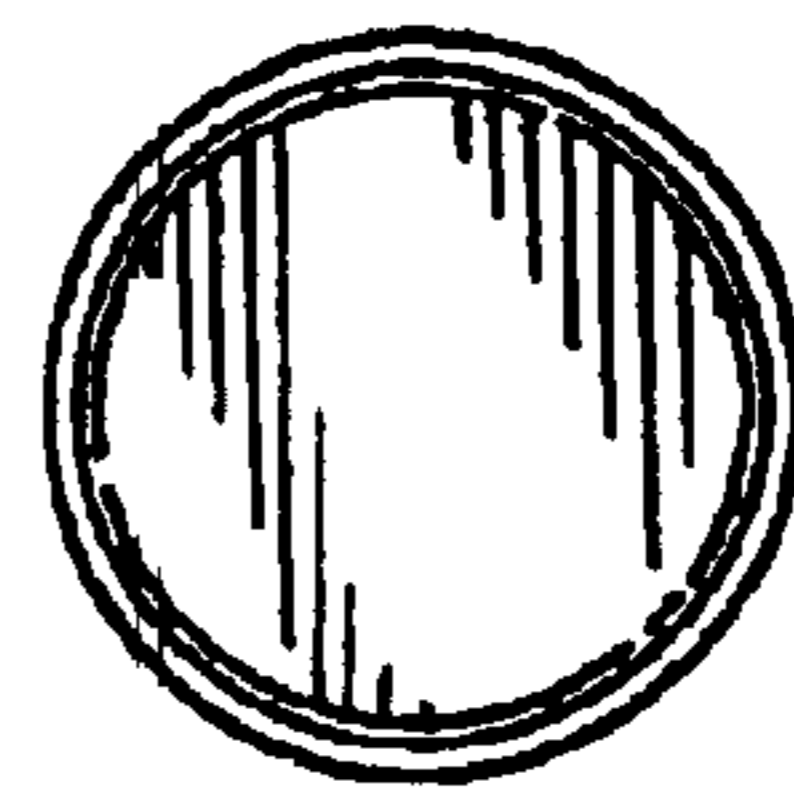


FIG. 7




FIG. 8