



US00D492056S1

(12) **United States Design Patent**  
**Curtin**

(10) **Patent No.:** **US D492,056 S**  
(45) **Date of Patent:** **\*\* Jun. 22, 2004**

(54) **LIGHT FIXTURE**

(75) **Inventor:** **Brett Curtin**, Phoenix, AZ (US)

(73) **Assignee:** **Craftmade International, Inc.**,  
Coppell, TX (US)

(\*\*) **Term:** **14 Years**

(21) **Appl. No.:** **29/185,272**

(22) **Filed:** **Jun. 25, 2003**

(51) **LOC (7) Cl.** ..... **26-03**

(52) **U.S. Cl.** ..... **D26/92**

(58) **Field of Search** ..... D26/24, 27, 59,  
D26/72, 79, 128, 131; 362/147, 404-408,  
432

(56) **References Cited**

**U.S. PATENT DOCUMENTS**

D83,935 S \* 4/1931 Wing ..... D26/87

**OTHER PUBLICATIONS**

American Lantern Catalog No.ALC 687: (Date—before 2000); items 350 and 401 on p. 149.\*

Framburg Catalog 2001; item 8460 on p. 166.\*

Corbett Lighting Catalog (c)2000; item 5762 on p. 141.\*

\* cited by examiner

*Primary Examiner*—Clare E Heflin

(74) *Attorney, Agent, or Firm*—Haynes and Boone, LLP

(57) **CLAIM**

The ornamental design for a light fixture, as shown and described.

**DESCRIPTION**

FIG. 1 is a perspective view thereof;

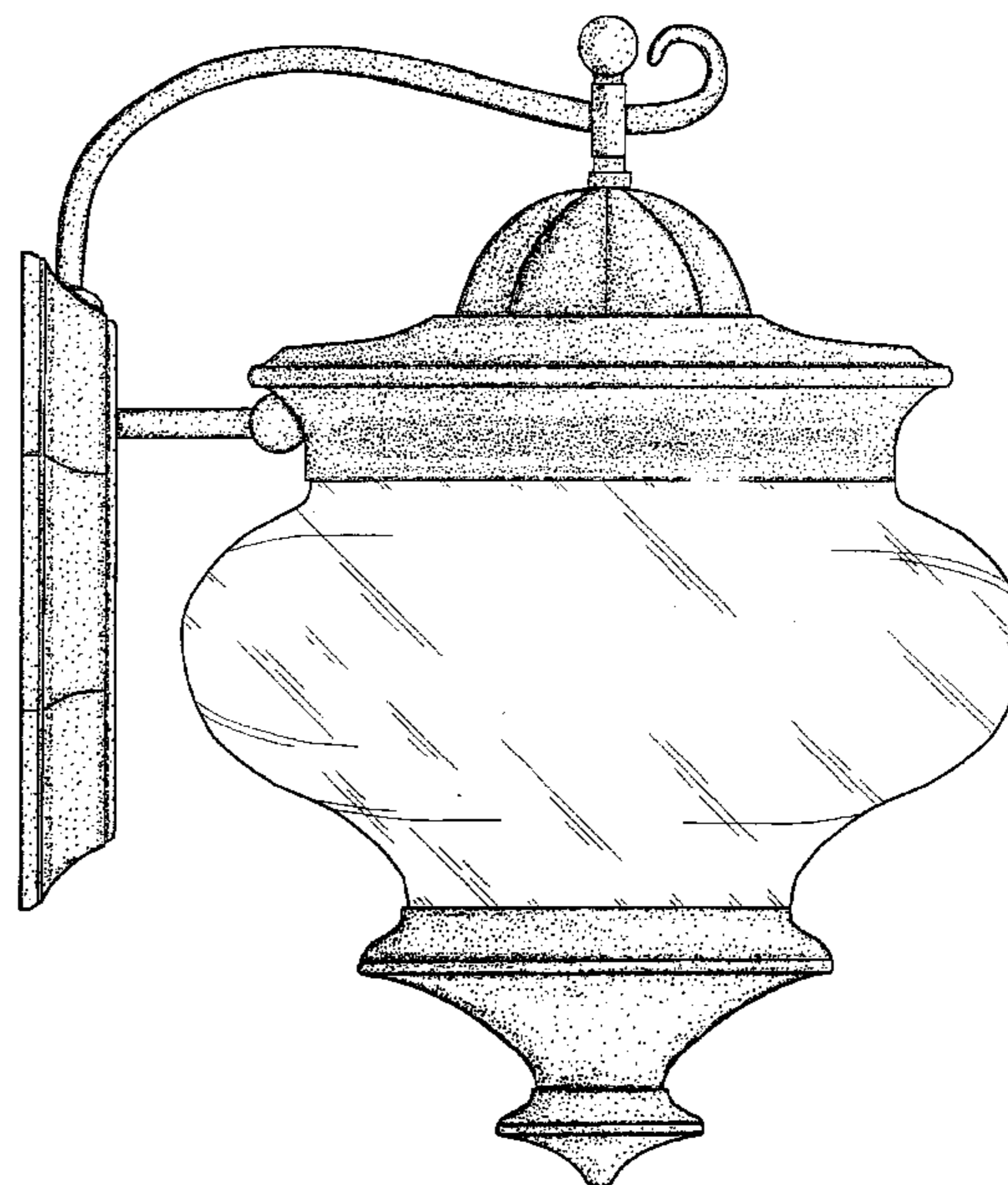

FIG. 2 is a front view thereof;

FIG. 3 is a right view, the left view being a mirror image thereof;

FIG. 4 is a top view thereof; and,

FIG. 5 is a bottom view thereof.

**1 Claim, 5 Drawing Sheets**






Fig. 1




Fig. 2




Fig. 3

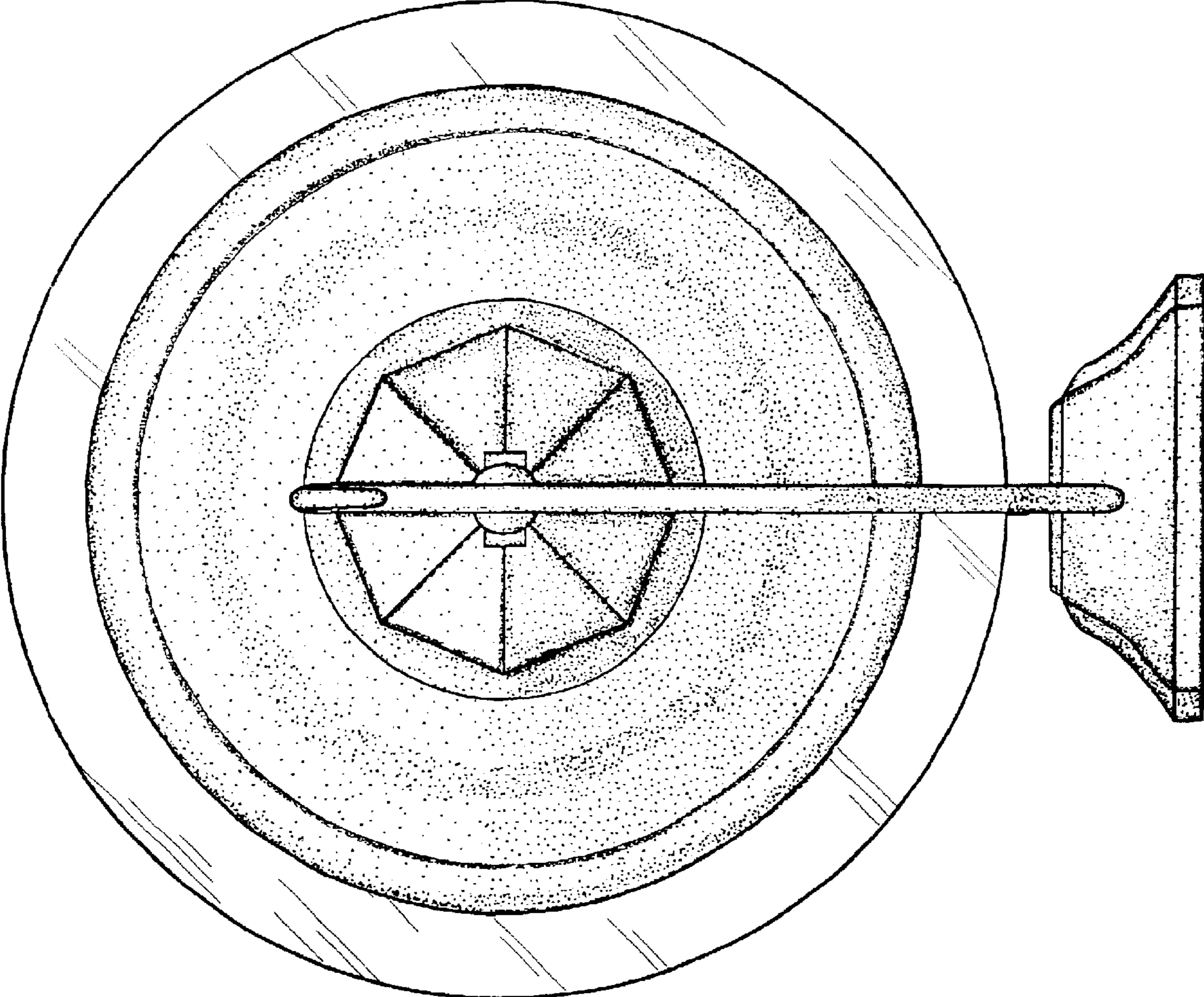


Fig. 4

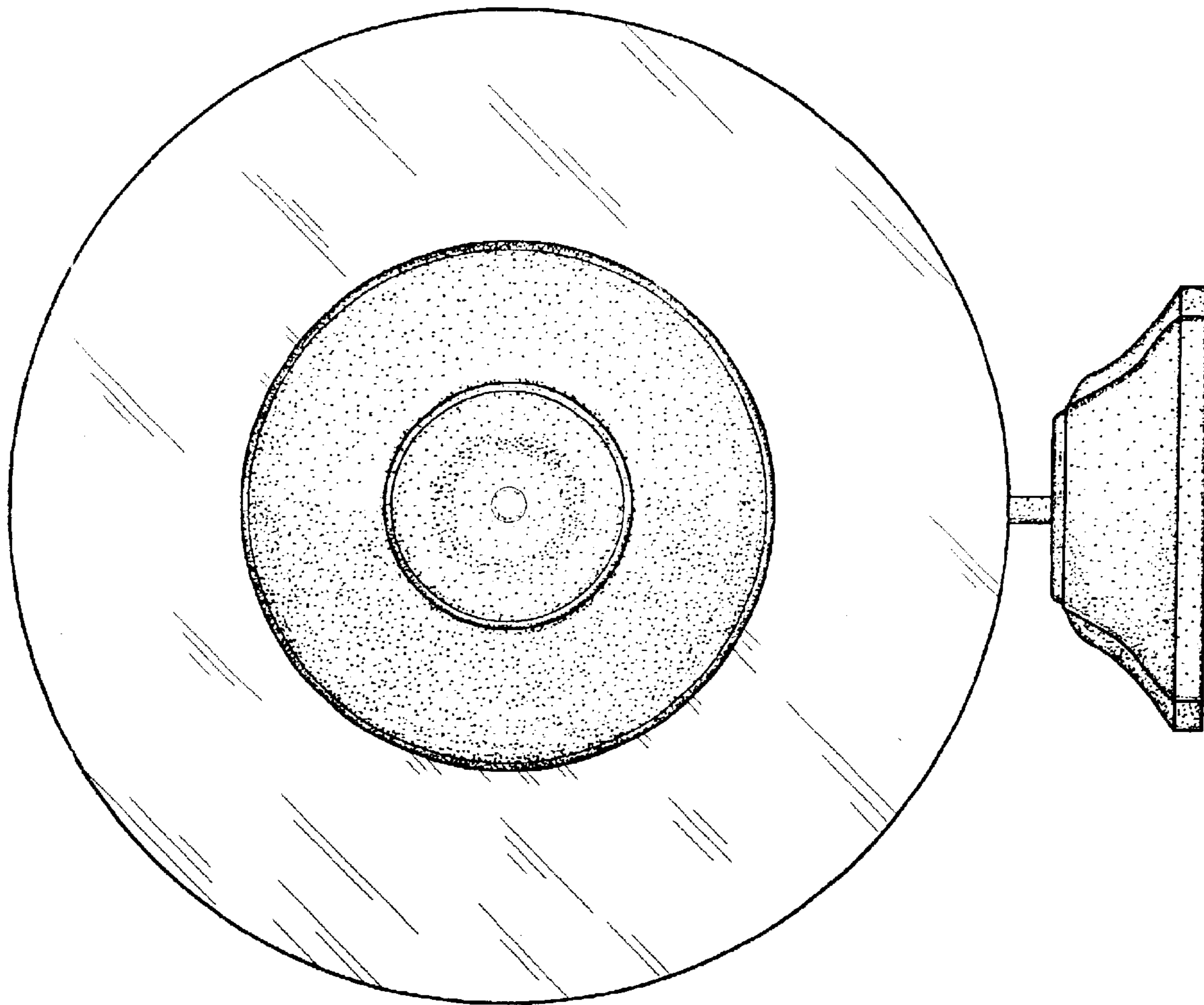


Fig. 5