

US00D492045S1

(12) **United States Design Patent** (10) **Patent No.:** **US D492,045 S**  
**Eto** (45) **Date of Patent:** **\*\* Jun. 22, 2004**

(54) **REAR COMBINATION LAMP FOR AN AUTOMOBILE**

(75) Inventor: **Yasutaka Eto**, Aichi-ken (JP)

(73) Assignee: **Toyota Jidosha Kabushiki Kaisha** (JP)

(\*\*) Term: **14 Years**

(21) Appl. No.: **29/180,802**

(22) Filed: **Apr. 30, 2003**

(51) **LOC (7) Cl.** ..... **26-04**

(52) **U.S. Cl.** ..... **D26/28**

(58) **Field of Search** ..... D26/28-36; 362/61,  
362/80, 81, 82, 83, 83.4, 267, 269, 275,  
330-340

(56) **References Cited**

**U.S. PATENT DOCUMENTS**

D477,431 S	*	7/2003	Lin	.....	D26/28
D485,920 S	*	1/2004	Yoneyama	.....	D26/28
D486,596 S	*	2/2004	Chen	.....	D26/28
D486,928 S	*	2/2004	Li	.....	D26/28

**OTHER PUBLICATIONS**

1999 Toyota NADIA; Brochure of NADIA; Jun. 1999.  
2001 Nissan PREMERA; Motor Fan; Mar. 13, 2001; p. 6.

\* cited by examiner

*Primary Examiner*—Marcus A. Jackson

(74) *Attorney, Agent, or Firm*—SAIDMAN DesignLaw Group


(57) **CLAIM**


The ornamental design for a rear combination lamp for an automobile, as shown and described.

**DESCRIPTION**


FIG. 1 is a front perspective view of a rear combination lamp for an automobile showing my new design;  
FIG. 2 is a front view thereof;  
FIG. 3 is a rear view thereof;  
FIG. 4 is a left-side view thereof;  
FIG. 5 is a right-side view thereof;  
FIG. 6 is a top view thereof; and,  
FIG. 7 is a bottom view thereof.

**1 Claim, 3 Drawing Sheets**







**FIG. 1**




**FIG. 2**




**FIG. 3**




**FIG. 4**



**FIG. 5**



**FIG. 6**



**FIG. 7**

UNITED STATES PATENT AND TRADEMARK OFFICE  
**CERTIFICATE OF CORRECTION**

PATENT NO. : Des. 492,045 S  
DATED : June 22, 2004  
INVENTOR(S) : Eto et al.

Page 1 of 5

It is certified that error appears in the above-identified patent and that said Letters Patent is hereby corrected as shown below:

Please delete Title page and substitute therefor the Title page on the attached page.

Please delete Drawings 1-7 and substitute therefor the Drawings consistion FIGS 1-7 as shown on the attached pages.

Signed and Sealed this

Fifth Day of April, 2005

A handwritten signature in black ink on a light gray dotted background. The signature reads "Jon W. Dudas" in a cursive style.

JON W. DUDAS

*Director of the United States Patent and Trademark Office*

(12) **United States Design Patent** (10) Patent No.: **US D492,045 S**  
 Eto (45) Date of Patent: **Jun. 22, 2004**

(54) **REAR COMBINATION LAMP FOR AN AUTOMOBILE**

(75) Inventor: **Yasutaka Eto, Aichi-ken (JP)**  
 (73) Assignee: **Toyota Jidosha Kabushiki Kaisha (JP)**  
 (\*\*) Term: **14 Years**

(21) Appl. No.: **29/180,802**  
 (22) Filed: **Apr. 30, 2003**

(51) LOC (7) CL ..... **D26-04**  
 (52) U.S. CL ..... **D26/28**  
 (58) Field of Search ..... **D26/28-36; 363/61, 363/80, 81, 82, 83, 83.A, 267, 269, 275, 330-340**

(56) **References Cited**  
**U.S. PATENT DOCUMENTS**

D477,491 S \* 7/2003 Lin ..... D26/28  
 D485,920 S \* 1/2004 Yoneyama ..... D26/28  
 D486,596 S \* 2/2004 Chen ..... D26/28  
 D486,928 S \* 2/2004 Li ..... D26/28

**OTHER PUBLICATIONS**

1999 Toyota NADIA; Brochure of NADIA; Jan. 1999.  
 2001 Nissan PREMERA; Motor Fan; Mar. 13, 2001; p. 6.

\* cited by examiner

*Primary Examiner*—**Marcus A. Jackson**

(74) *Attorney, Agent, or Firm*—**SAIDMAN DesignLaw Group**

(57) **CLAIM**

The ornamental design for a rear combination lamp for an automobile, as shown and described.

**DESCRIPTION**

FIG. 1 is a front perspective view of a rear combination lamp for an automobile showing my new design;  
 FIG. 2 is a front view thereof;  
 FIG. 3 is a rear view thereof;  
 FIG. 4 is a left-side view thereof;  
 FIG. 5 is a right-side view thereof;  
 FIG. 6 is a top view thereof; and,  
 FIG. 7 is a bottom view thereof.

**1 Claim, 3 Drawing Sheets**






FIG. 1




FIG. 2




FIG. 3

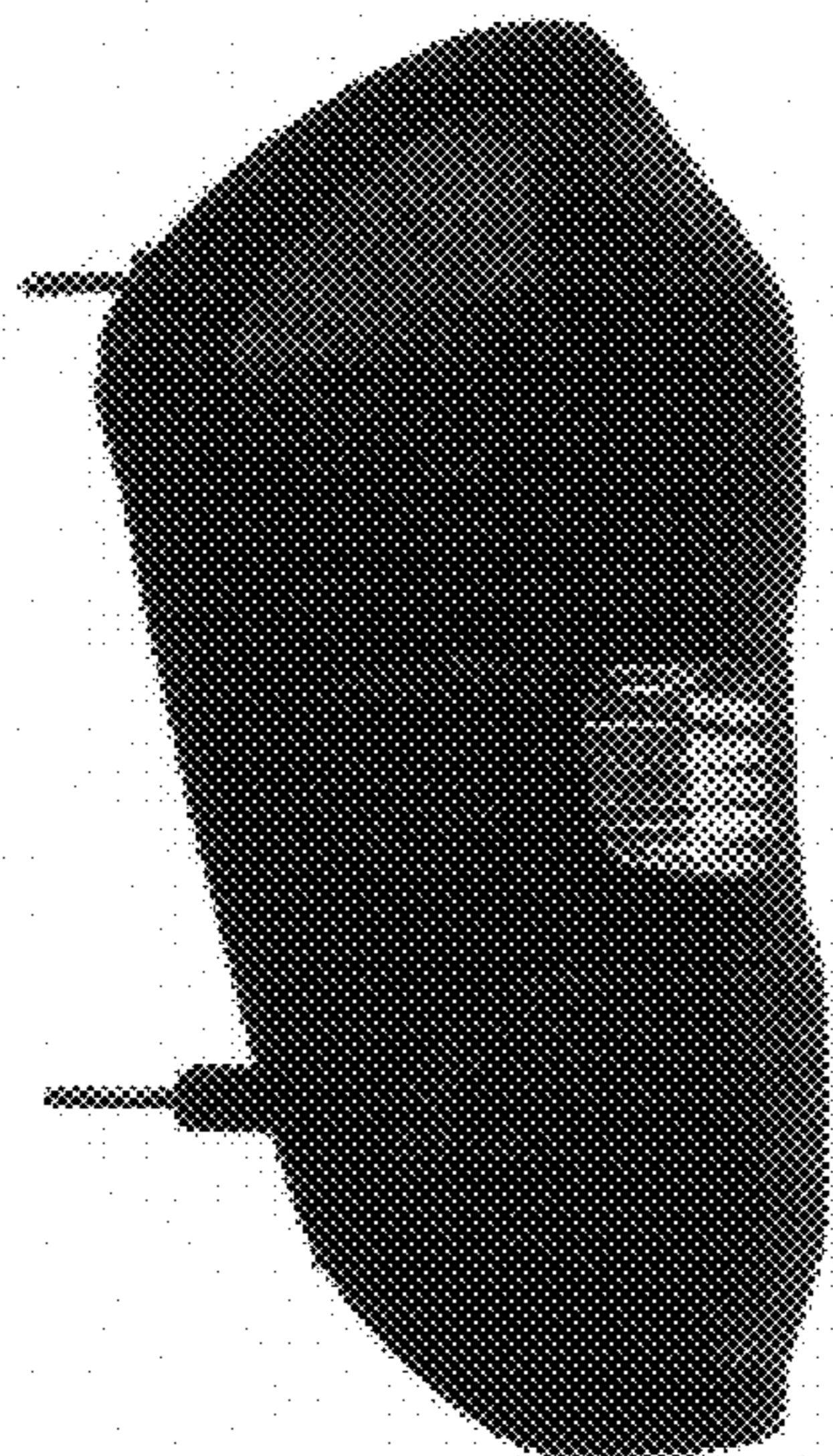


FIG. 4






FIG. 5




FIG. 6



FIG. 7