

US00D491983S1

(12) **United States Design Patent**  
**Izushima**

(10) **Patent No.:** **US D491,983 S**  
(45) **Date of Patent:** **\*\* Jun. 22, 2004**

(54) **WRITING INSTRUMENT**

(75) Inventor: **Hiromichi Izushima**, Kawagoe (JP)  
(73) Assignee: **Kotobuki & Co., Ltd.**, Kyoto-fu (JP)  
(\*\*) Term: **14 Years**

(21) Appl. No.: **29/192,402**  
(22) Filed: **Oct. 24, 2003**

(30) **Foreign Application Priority Data**

Aug. 22, 2003 (JP) ..... 2003-028412

(51) **LOC (7) Cl.** ..... **19-06**  
(52) **U.S. Cl.** ..... **D19/49; D19/56**  
(58) **Field of Search** ..... D19/35, 36, 41-51,  
D19/53-58, 81-85; 401/6, 7, 88, 99, 100-103,  
104-110, 111-117, 209

(56) **References Cited**

**U.S. PATENT DOCUMENTS**

D177,560 S \* 5/1956 Ensign et al. .... D19/49  
D188,972 S \* 10/1960 Young ..... D19/49  
D377,664 S \* 1/1997 Izushima ..... D19/51  
D397,723 S \* 9/1998 Izushima ..... D19/49  
D444,498 S \* 7/2001 Izushima ..... D19/49  
D445,131 S \* 7/2001 Keda ..... D19/51

D463,822 S \* 10/2002 Keda ..... D19/48  
D469,467 S \* 1/2003 Briggel ..... D19/51

\* cited by examiner

*Primary Examiner*—Martie K. Holtje  
(74) *Attorney, Agent, or Firm*—Rothwell, Figg, Ernst & Manbeck

(57) **CLAIM**

The ornamental design for a writing instrument, as shown and described.

**DESCRIPTION**

FIG. 1 is a front elevational view of a writing instrument according to the present invention;  
FIG. 2 is a rear elevational view of the writing instrument of FIG. 1;  
FIG. 3 is a right side elevational view of the writing instrument of FIG. 1, the left side view being a mirror image of the right side view;  
FIG. 4 is a top plan view of the writing instrument of FIG. 1;  
FIG. 5 is a bottom plan view of the writing instrument of FIG. 1; and,  
FIG. 6 is a front perspective view of the writing instrument of FIG. 1, in which a front end of a front tip is extruded.

**1 Claim, 2 Drawing Sheets**




FIG. 3

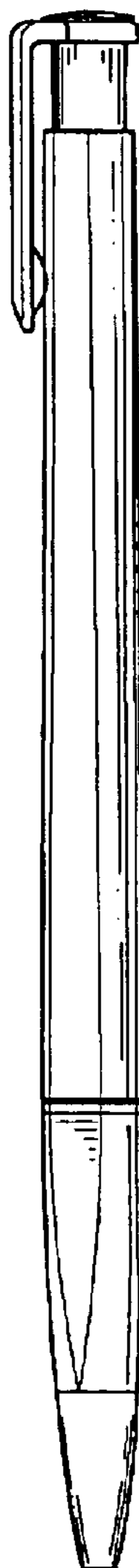


FIG. 1



FIG. 2



FIG. 6



FIG. 4

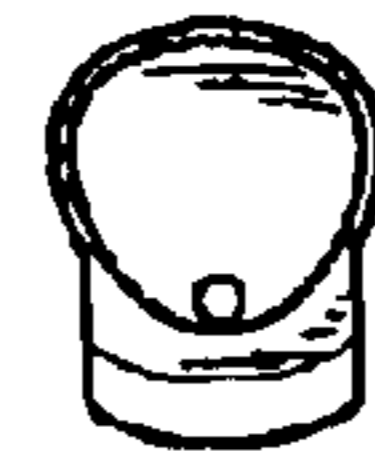


FIG. 5

