

US00D491973S1

(12) **United States Design Patent**  
**Morishita et al.**

(10) **Patent No.: US D491,973 S**  
(45) **Date of Patent: \*\* Jun. 22, 2004**

(54) **LCD VIDEO PROJECTOR**

**FOREIGN PATENT DOCUMENTS**

(75) Inventors: **Yoshihito Morishita**, Neyagawa (JP);  
**Sadayoshi Azuma**, Soraku-gun (JP)  
(73) Assignee: **Matsushita Electric Industrial Co., Ltd.**, Osaka (JP)

JP	1102869	*	3/2001
JP	D1145604		7/2002
JP	D1145719		7/2002
JP	D1149974		8/2002

\* cited by examiner

(\*\*) Term: **14 Years**

*Primary Examiner*—Adir Aronovich

(21) Appl. No.: **29/183,138**

(74) *Attorney, Agent, or Firm*—Brinks Hofer Gilson & Lione

(22) Filed: **Jun. 6, 2003**

(57) **CLAIM**

(30) **Foreign Application Priority Data**

The ornamental design for an LCD video projector, as shown and described.

Jan. 20, 2003 (JP) ..... 2003-001146

**DESCRIPTION**

(51) **LOC (7) Cl.** ..... **16-02**

(52) **U.S. Cl.** ..... **D16/230; D16/225**

(58) **Field of Search** ..... D16/205, 208,  
D16/213, 221, 225, 230, 231, 234; D21/514;  
353/115, 119, 122

FIG. 1 is a top perspective view of an LCD video projector of the present invention;  
FIG. 2 is a reduced front view thereof;  
FIG. 3 is a reduced rear view thereof;  
FIG. 4 is a first side view thereof;  
FIG. 5 is a second side view thereof;  
FIG. 6 is a top view thereof; and,  
FIG. 7 is a bottom view thereof.


(56) **References Cited**

**U.S. PATENT DOCUMENTS**

D449,060 S	*	10/2001	Saeki et al. ....	D16/230
D454,360 S	*	3/2002	Shimizu et al. ....	D16/230
D475,389 S	*	6/2003	Kurokawa ....	D16/230
D477,833 S	*	7/2003	Kurokawa et al. ....	D16/230
6,592,226 B1	*	7/2003	Fujimori ....	353/119
D479,261 S	*	9/2003	Kawasaki et al. ....	D16/230
D480,410 S	*	10/2003	Morishita et al. ....	D16/230

The ornamental design which is claimed is shown in solid lines in the drawings. Any broken lines in the drawings are for illustrative purposes only and form no part of the claimed design.

**1 Claim, 7 Drawing Sheets**



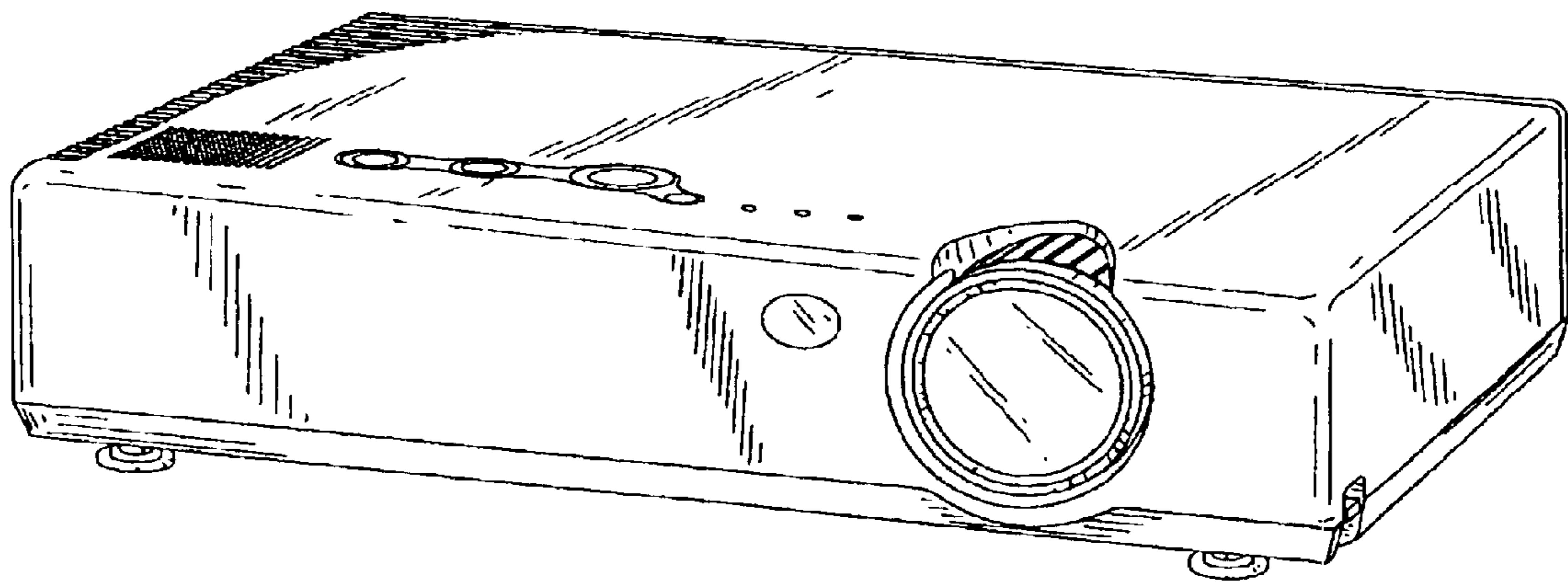


FIG 1

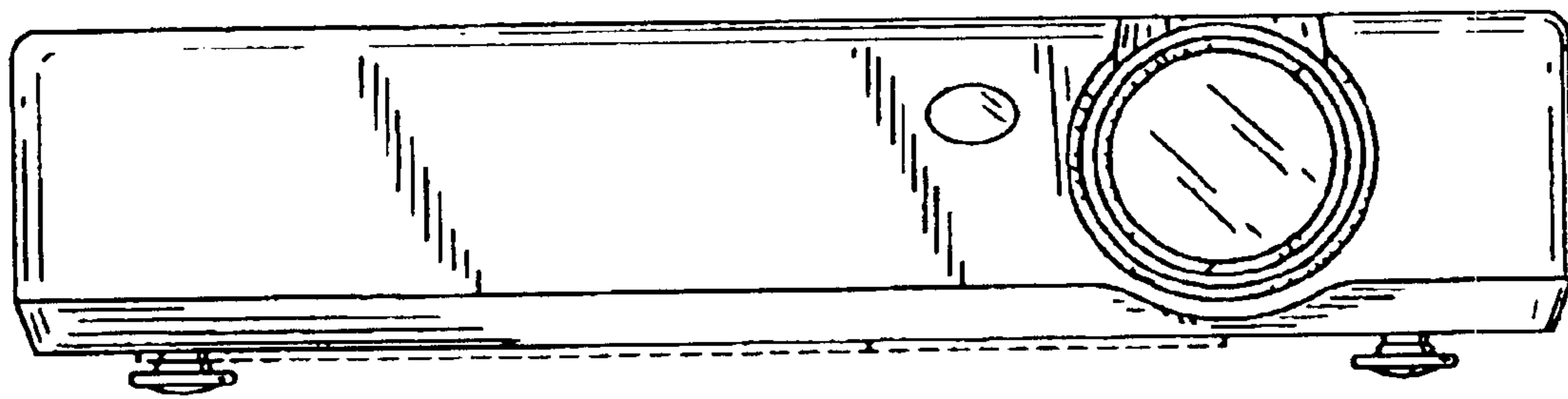


FIG 2

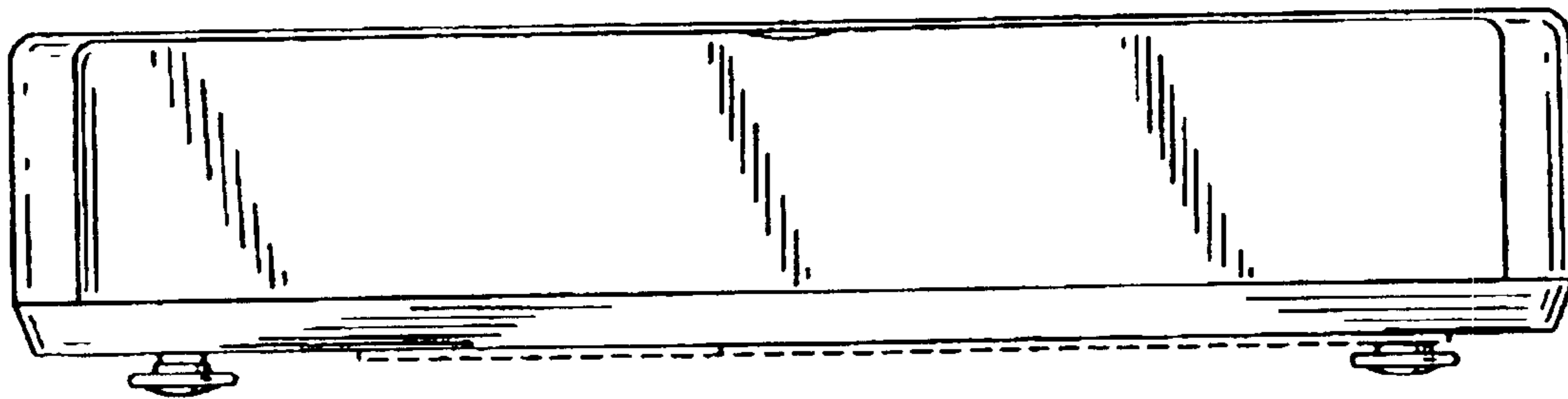


FIG 3

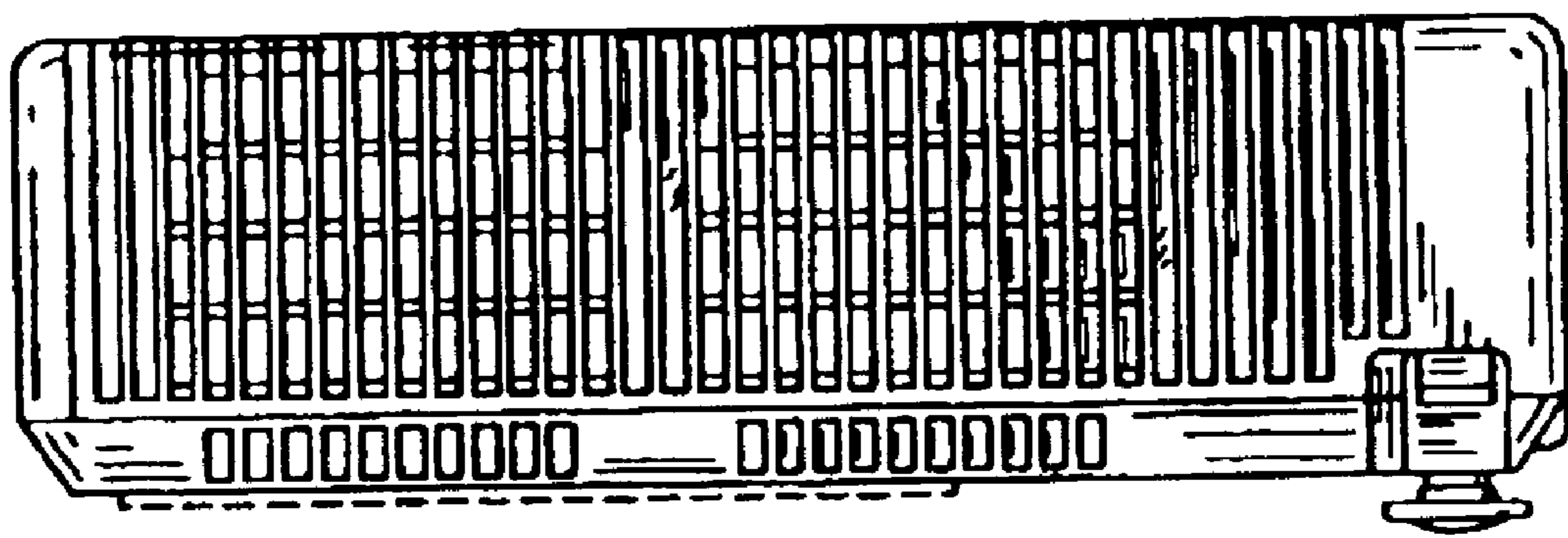


FIG 4

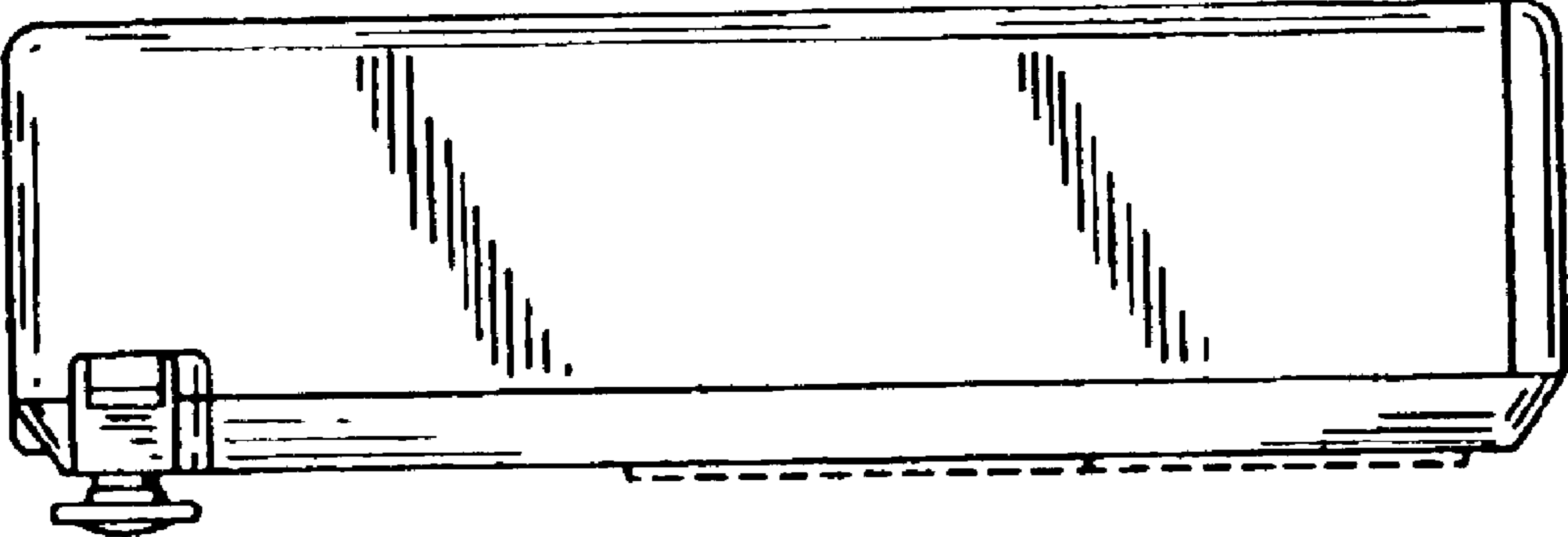


FIG 5

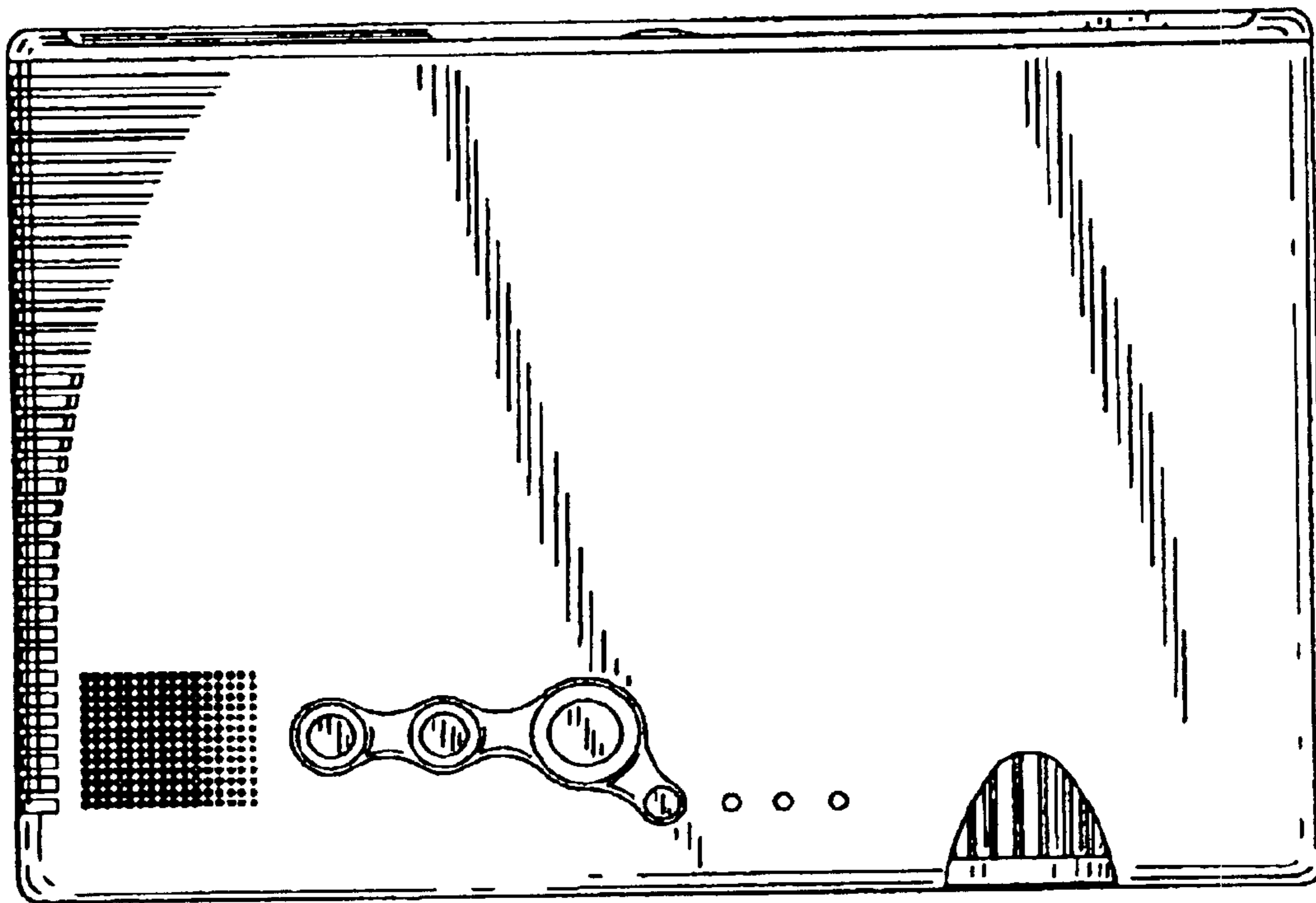


FIG 6

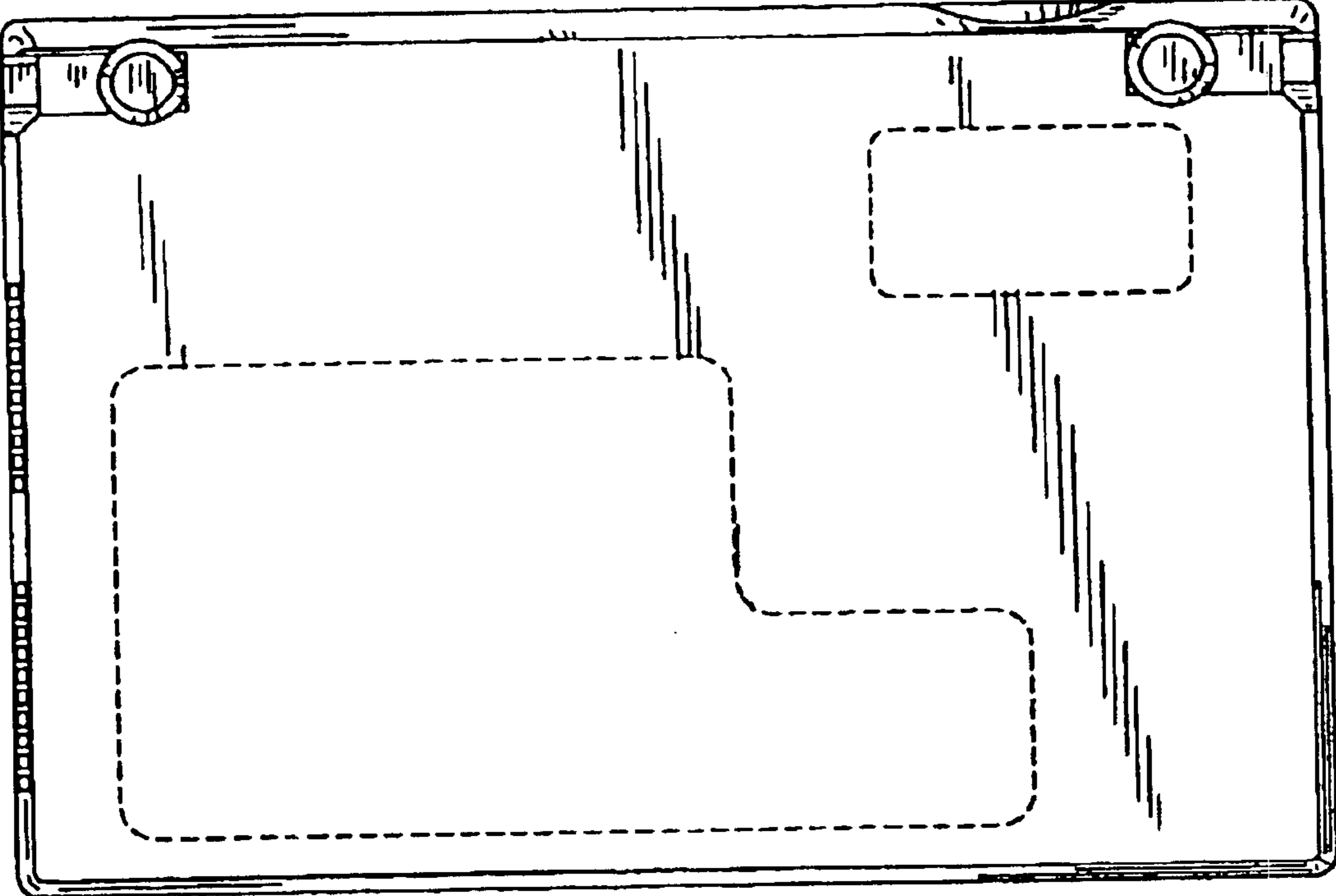


FIG 7