



US00D491953S1

(12) **United States Design Patent**
Arakaki et al.

(10) **Patent No.:** **US D491,953 S**
(45) **Date of Patent:** **** Jun. 22, 2004**

(54) **PROXIMITY INTERFACE WITH
ADVERTISING INSERT FOR TRANSACTION
ACCEPTANCE SYSTEMS**

(75) Inventors: **James Arakaki**, Campbell, CA (US);
Mohammad A. Khan, San Jose, CA
(US); **Jorge Fernandes**, Los Altos
Hills, CA (US); **Kerry Brown**, Los
Altos Hills, CA (US)

(73) Assignee: **VIVOftech, Inc.**, Santa Clara, CA (US)

(**) Term: **14 Years**

(21) Appl. No.: **29/168,943**

(22) Filed: **Oct. 10, 2002**

(51) **LOC (7) Cl.** **14-02**

(52) **U.S. Cl.** **D14/453; D14/383; D14/385**

(58) **Field of Search** **D14/432, 433,
D14/453, 358, 385, 383; 705/17, 53**

(56) **References Cited**

U.S. PATENT DOCUMENTS

D351,152 S	*	10/1994	Liu	D14/116
D379,993 S	*	6/1997	Devitt et al.	D14/240
5,933,812 A	*	8/1999	Meyer et al.	D14/385
D415,769 S	*	10/1999	Waldner	D14/240
D417,667 S	*	12/1999	Loubert et al.	D14/155
D438,533 S	*	3/2001	Arpe	D14/240

D447,140 S	*	8/2001	Mittler	D14/383
D466,089 S	*	11/2002	Suen	D13/162
D470,848 S	*	2/2003	Morooka	D14/433
D477,322 S	*	7/2003	Chien	D14/385
D478,911 S	*	8/2003	Chen	D14/433

* cited by examiner

Primary Examiner—Joel Sincavage

(74) *Attorney, Agent, or Firm*—Townsend and Townsend
and Crew LLP

(57) **CLAIM**

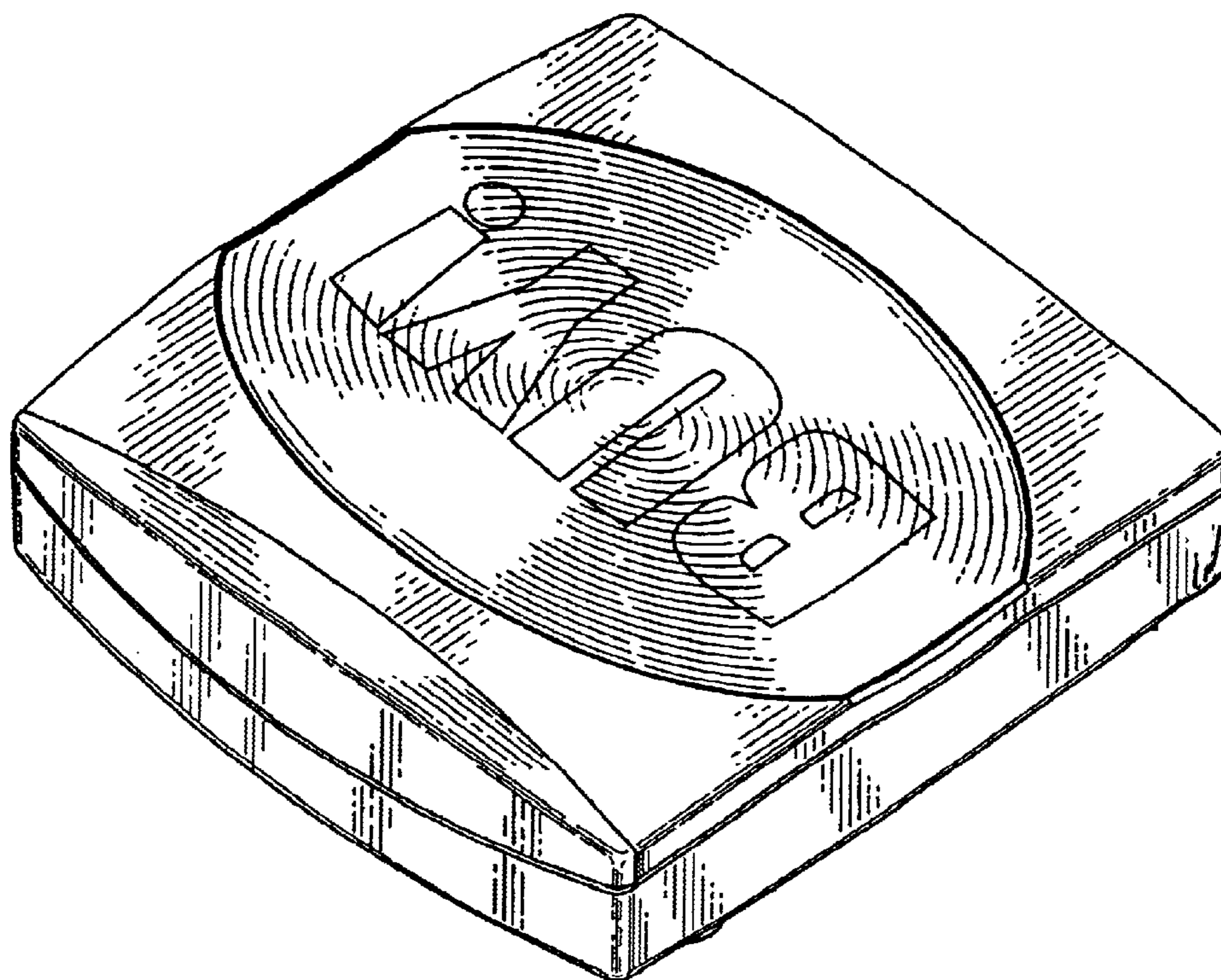
The ornamental design for a proximity interface with advertising insert for transaction acceptance systems, as shown and described.

DESCRIPTION

FIG. 1 is a perspective view of a proximity interface with advertising insert for transaction acceptance system as seen from the front, top and left side;
FIG. 2 is a front elevational view thereof;
FIG. 3 is a rear elevational view thereof;
FIG. 4 is a top plan view thereof;
FIG. 5 is a bottom plan view thereof;
FIG. 6 is a right side elevational view thereof; and,
FIG. 7 is a left side elevational view thereof.

The broken lines in FIG. 3 are included for the purpose of illustrating portions of the interface that form no part of the claimed design.

1 Claim, 5 Drawing Sheets



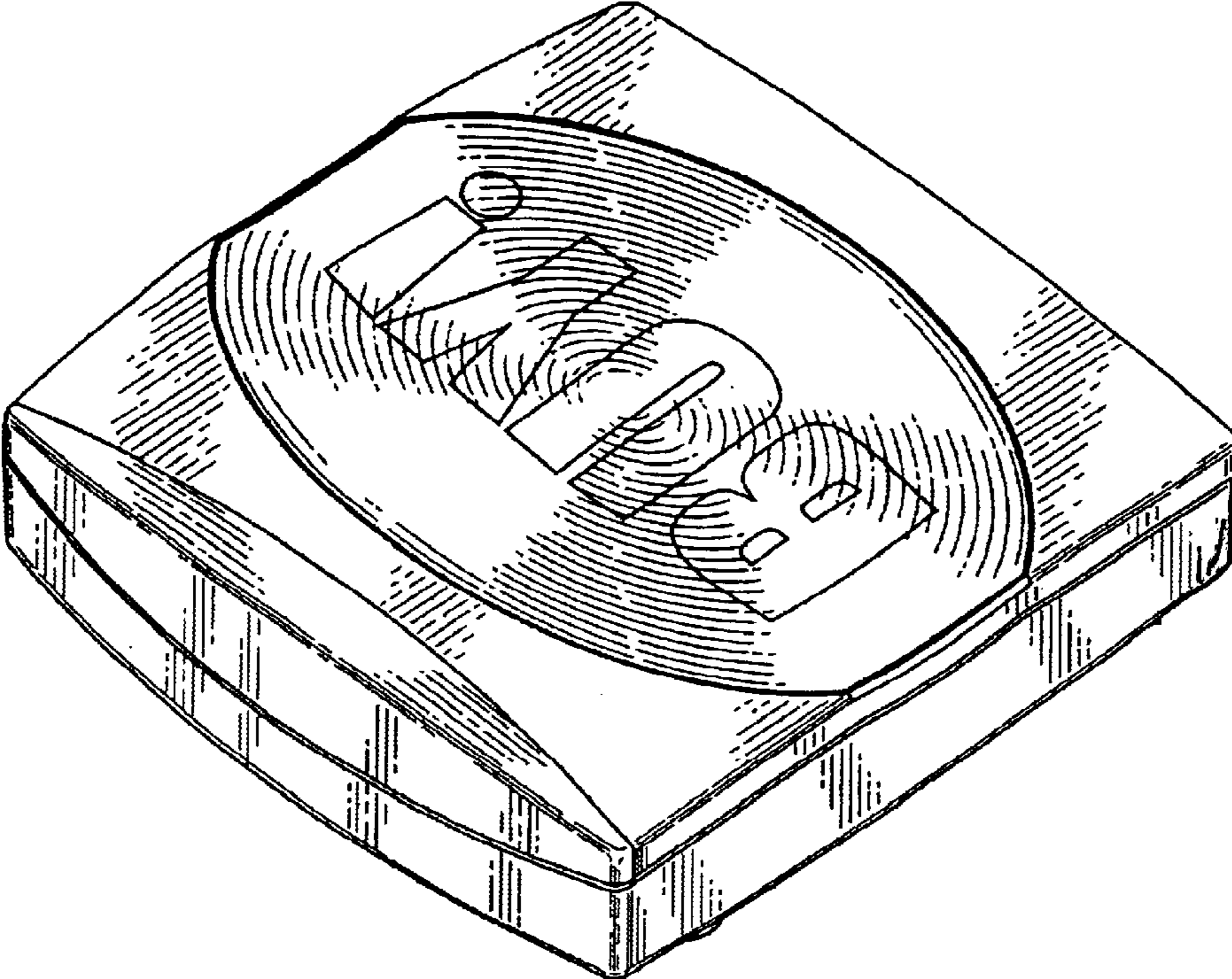


FIG. 1




FIG. 2

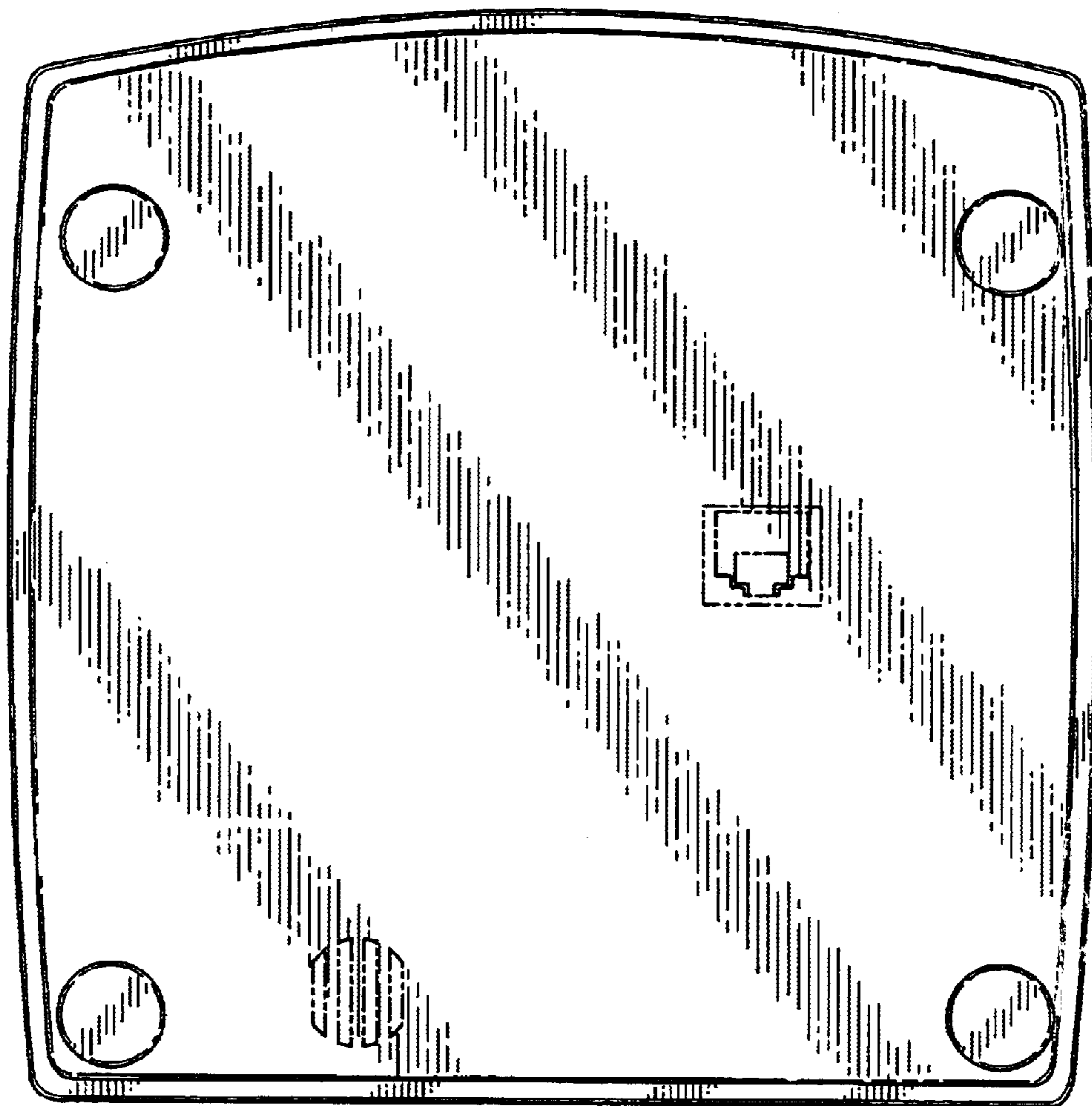


FIG. 3

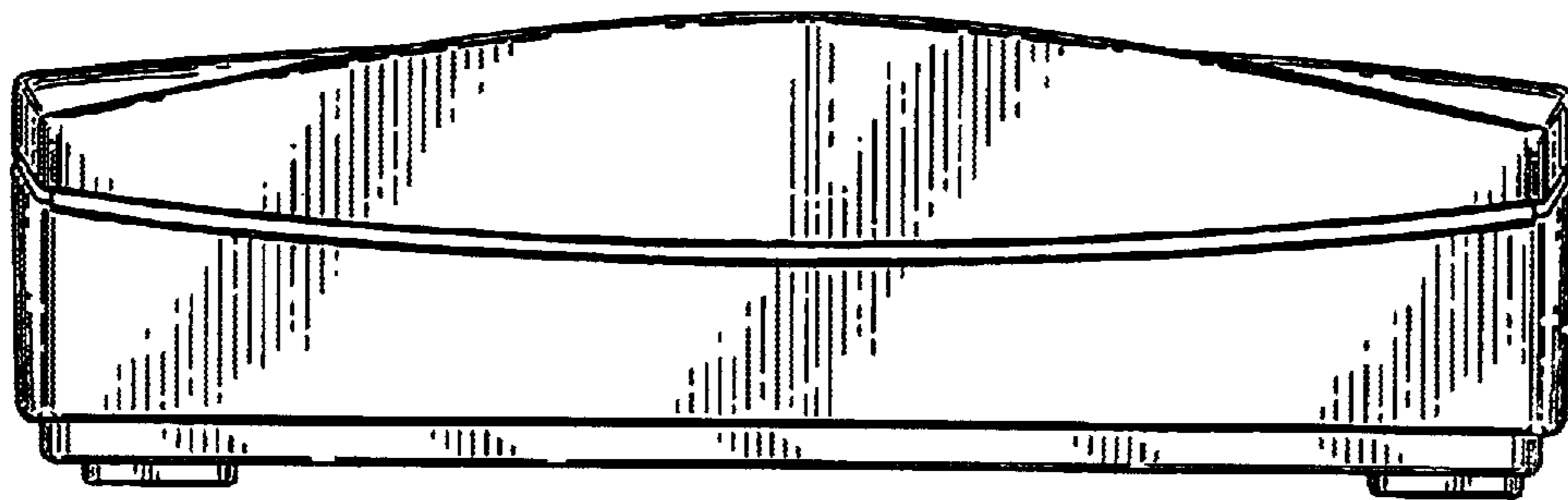


FIG. 4

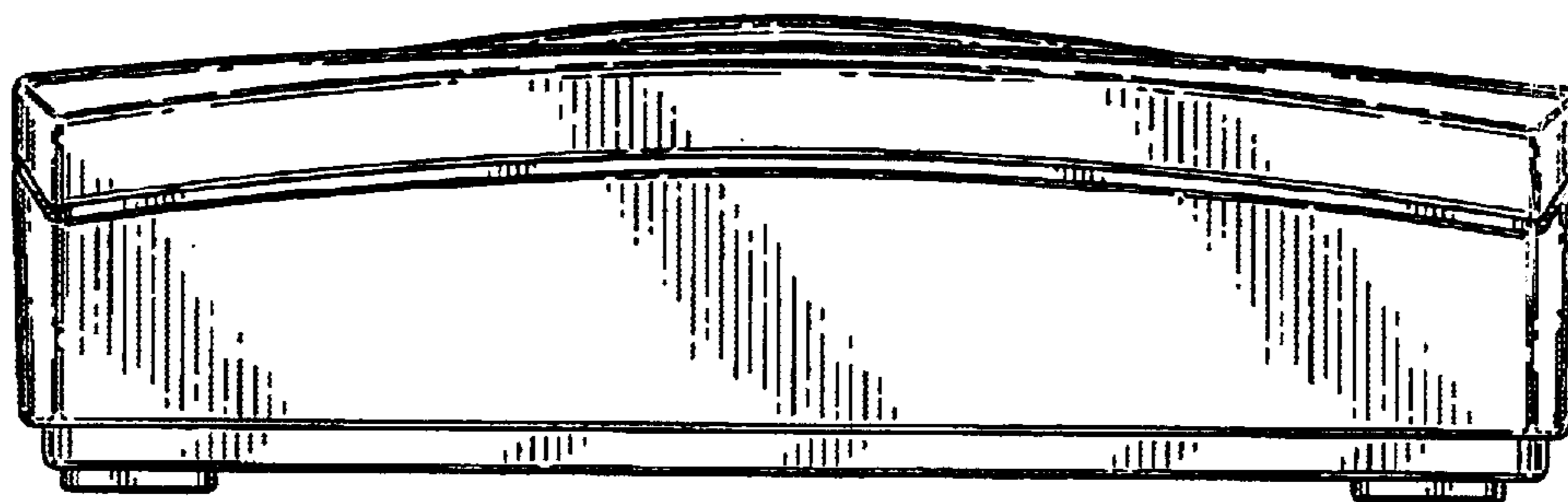


FIG. 5

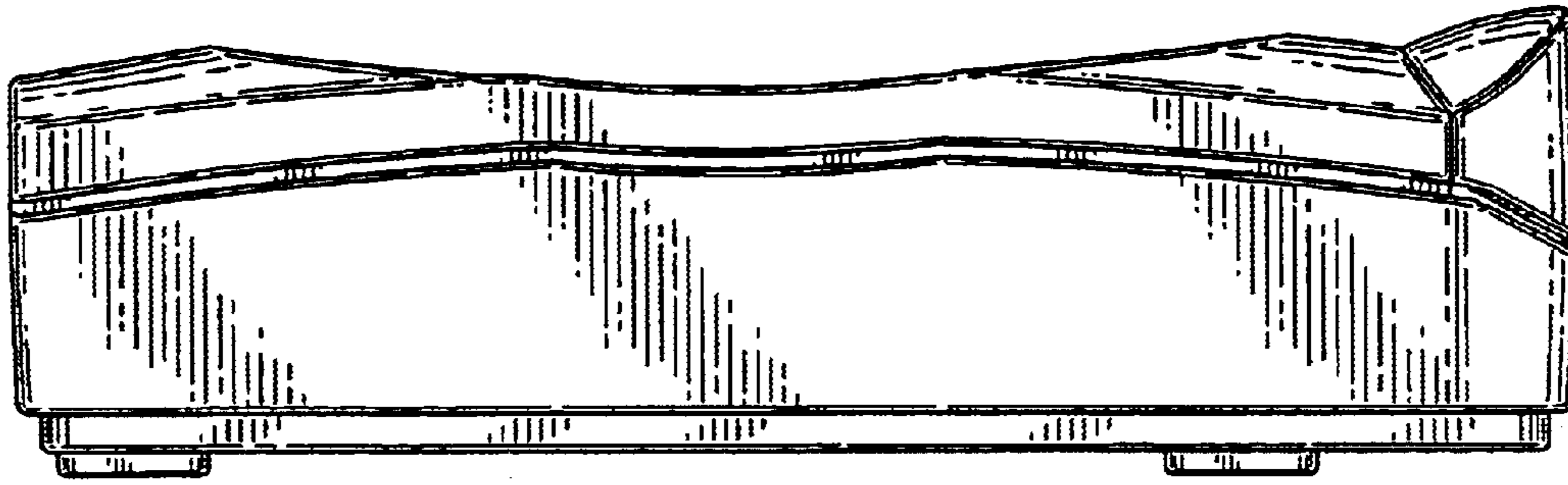


FIG. 6

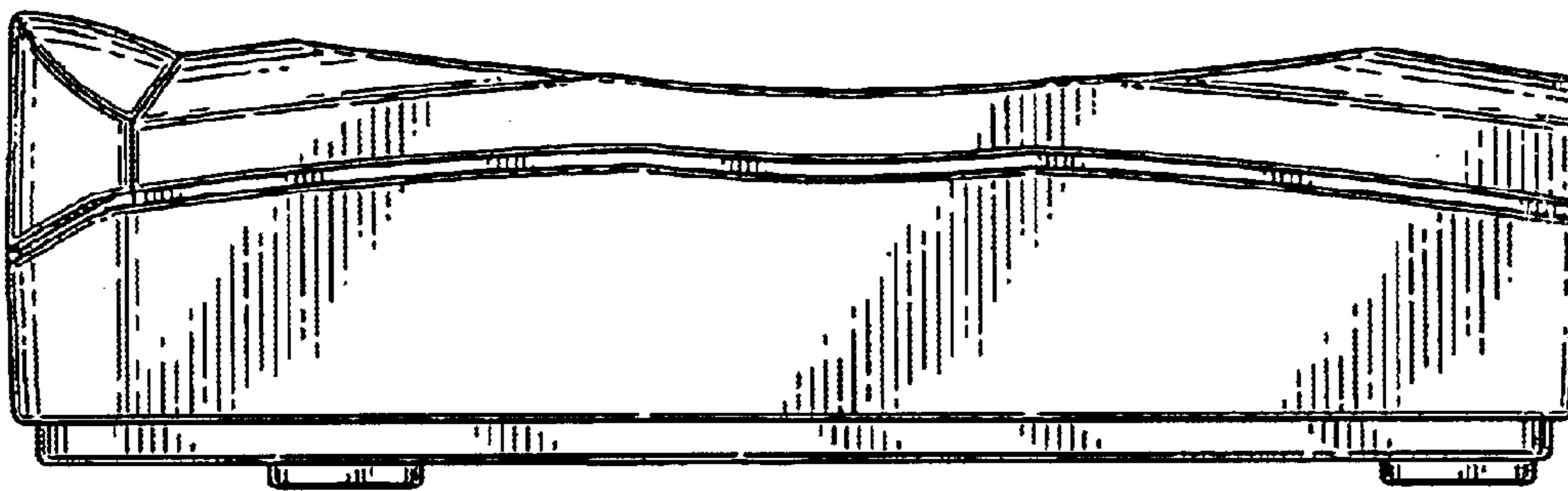


FIG. 7