

US00D491933S1

(12) **United States Design Patent**
Guo

(10) **Patent No.:** **US D491,933 S**
(45) **Date of Patent:** **** Jun. 22, 2004**

(54) **TABLET PERSONAL COMPUTER**

(75) **Inventor:** **Ming-Jou Guo**, Taipei (TW)

(73) **Assignee:** **Aplux Communications Ltd.**, Taipei
Hsien (TW)

(**) **Term:** **14 Years**

(21) **Appl. No.:** **29/172,928**

(22) **Filed:** **Dec. 20, 2002**

(30) **Foreign Application Priority Data**

Oct. 30, 2002 (TW) 91306199

(51) **LOC (7) Cl.** **14-02**

(52) **U.S. Cl.** **D14/315**

(58) **Field of Search** D14/315, 316,
D14/318, 322, 331, 320; D18/1, 2, 7; 235/145 A,
145 R; 341/22, 23; 345/104, 156, 168,
169, 173; 361/680-686

(56) **References Cited**

U.S. PATENT DOCUMENTS

5,103,376 A * 4/1992 Blonder 361/681
D345,347 S * 3/1994 Yamazaki D14/322
D349,694 S * 8/1994 Takimoto D14/321
D356,071 S * 3/1995 Gotoh D14/322

D413,583 S * 9/1999 Lin D14/321
D455,424 S * 4/2002 Sheth et al. D14/320

* cited by examiner

Primary Examiner—Freda Nunn

(74) *Attorney, Agent, or Firm*—Rosenberg, Klein & Lee


(57) **CLAIM**

The ornamental design for a tablet personal computer, as shown and described.

DESCRIPTION

FIG. 1 is a 3-Dimensional view of a tablet personal computer showing a new design;
FIG. 2 is a front view thereof;
FIG. 3 is a rear view thereof;
FIG. 4 is a left side view thereof;
FIG. 5 is a right side view thereof;
FIG. 6 is a top plan view thereof;
FIG. 7 is a bottom plan view thereof;
FIG. 8 is a reference mode, during usage thereof;
FIG. 9 is a reference mode, during usage thereof;
FIG. 10 is a reference mode, during usage thereof;
FIG. 11 is a reference mode, during usage thereof;
FIG. 12 is a reference mode, during usage thereof; and,
FIG. 13 is a reference mode, during usage thereof.

1 Claim, 7 Drawing Sheets






FIG. 1



FIG. 2




FIG. 3




FIG. 4



FIG. 5




FIG. 7




FIG. 6




FIG. 8




FIG. 9




FIG. 10




FIG. 11




FIG. 12




FIG. 13