

US00D491930S1

(12) **United States Design Patent**
Widiaman

(10) **Patent No.:** **US D491,930 S**
(45) **Date of Patent:** **** Jun. 22, 2004**

(54) **KEY BUTTON ARRANGEMENT FOR A HANDSET**

(75) Inventor: **Rudy Widiaman**, Woodland Hills, CA (US)

(73) Assignee: **Nokia Corporation**, Espoo (FI)

(**) Term: **14 Years**

(21) Appl. No.: **29/182,431**

(22) Filed: **May 28, 2003**

(51) **LOC (7) Cl.** **14-03**

(52) **U.S. Cl.** **D14/247**

(58) **Field of Search** D14/137, 138, D14/218, 147-148, 247-249, 401, 144, 455, 456, 341-347, 338-340, 399, 426, 387, 429, 453; 379/433.01-433.13, 434, 419, 420.01-420.04, 428.01-428.02, 440, 368-370; 455/550.1-90.3; D13/168; D18/2, 7; 345/168, 169; D21/329, 331, 517

(56) **References Cited**

U.S. PATENT DOCUMENTS

D395,431 S	*	6/1998	Harris et al.	D14/138
D420,677 S	*	2/2000	Kolinen	D14/247
D421,020 S	*	2/2000	Curtis	D14/247
D428,879 S	*	8/2000	Frye et al.	D14/247
D432,529 S	*	10/2000	Kolinen	D14/247
D440,561 S		4/2001	Kolinen		
D440,951 S	*	4/2001	Kolinen	D14/138
D441,357 S	*	5/2001	Kolinen	D14/247
D447,475 S	*	9/2001	Arbisi et al.	D14/247
D455,134 S	*	4/2002	Kolinen	D14/138
D455,726 S	*	4/2002	Kolinen	D14/138
D455,738 S	*	4/2002	Kolinen	D14/247
D457,520 S	*	5/2002	Laverick et al.	D14/247
D459,332 S	*	6/2002	Peiker	D14/147

D471,904 S	*	3/2003	Majanen	D14/247
D475,702 S	*	6/2003	Lee et al.	D14/247
D475,997 S	*	6/2003	Burns et al.	D14/247
D475,998 S	*	6/2003	Salmi	D14/247
D476,320 S	*	6/2003	Arbisi et al.	D14/247
D478,883 S	*	8/2003	Jensefelt et al.	D14/138
D479,514 S	*	9/2003	Chan	D14/138
D481,712 S	*	11/2003	Lehtonen	D14/247
D483,022 S	*	12/2003	Lehtonen	D14/138
D484,475 S	*	12/2003	Sheu	D14/138
D484,873 S	*	1/2004	Salimi	D14/247
D485,247 S	*	1/2004	Wang et al.	D14/138
2003/0083021 A1	*	5/2003	Hsu et al.	455/90
2003/0153349 A1	*	8/2003	Sun	455/550

FOREIGN PATENT DOCUMENTS

WO	DM/061258	10/2002
WO	DM/062321	1/2003
WO	DM/064133	9/2003

* cited by examiner

Primary Examiner—Jeffrey Asch

(74) *Attorney, Agent, or Firm*—Banner & Witcoff, Ltd.

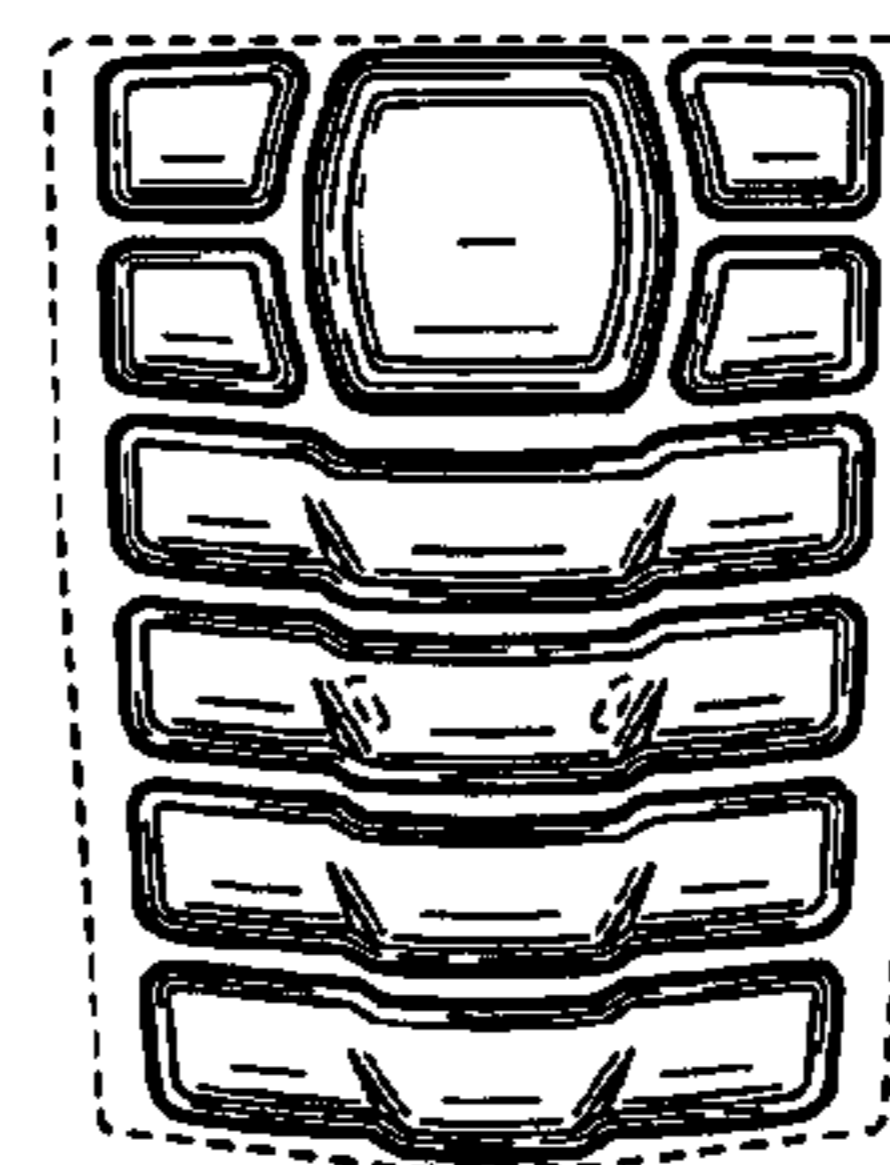
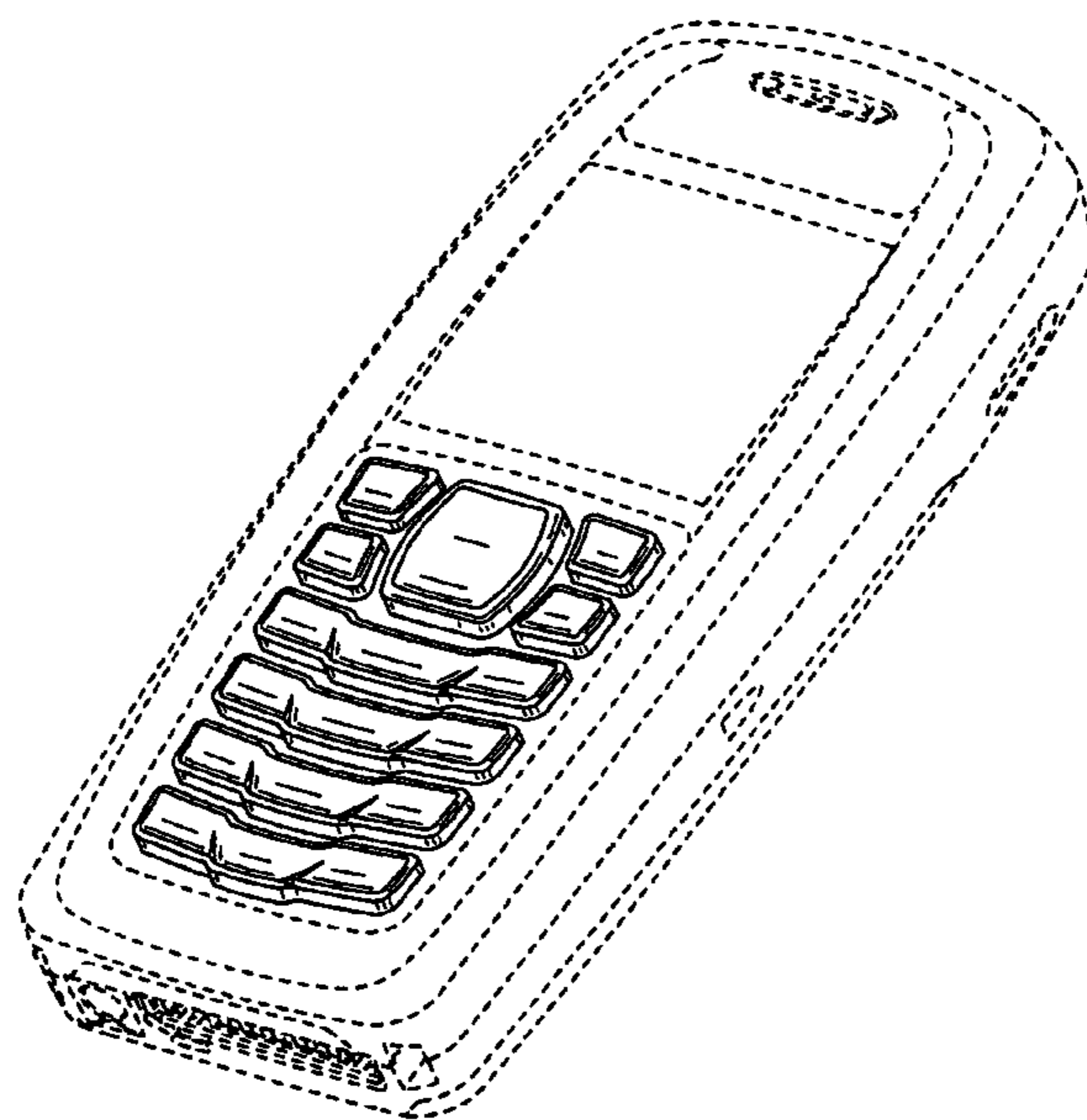
(57) **CLAIM**

The ornamental design for a key button arrangement for a handset, as shown and described.

DESCRIPTION

FIG. 1 is a front view of a keypad for a handset showing my new design;
FIG. 2 is a perspective front view thereof;
FIG. 3 is a front view of a second embodiment of the key button arrangement for a handset of FIG. 1; and,
FIG. 4 is a perspective front view thereof.
The broken line showings of the remainder of a keypad and the remainder of a handset are for illustrative purposes only and form no part of the claimed design.

1 Claim, 3 Drawing Sheets






FIG. 1

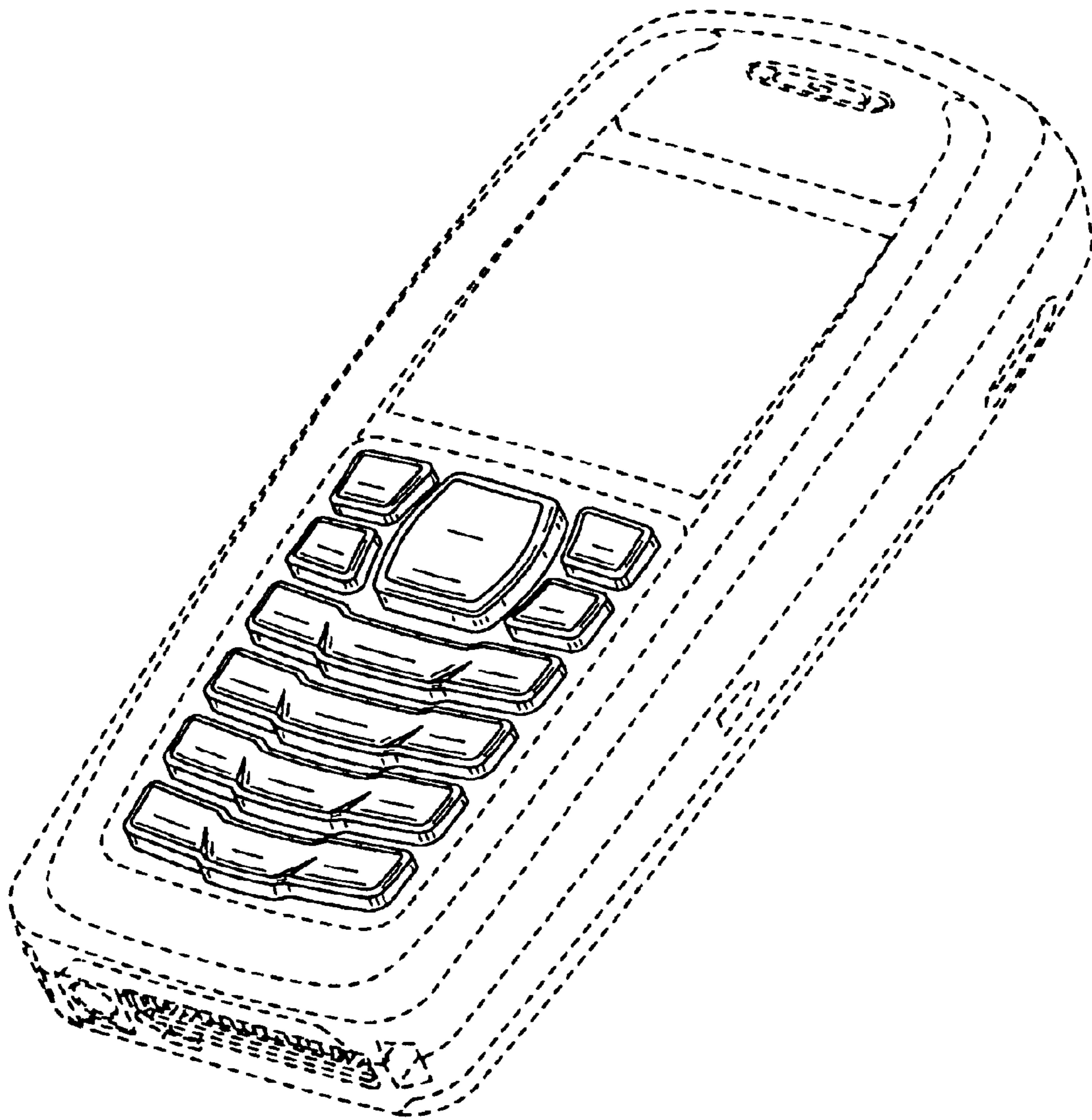


FIG. 2

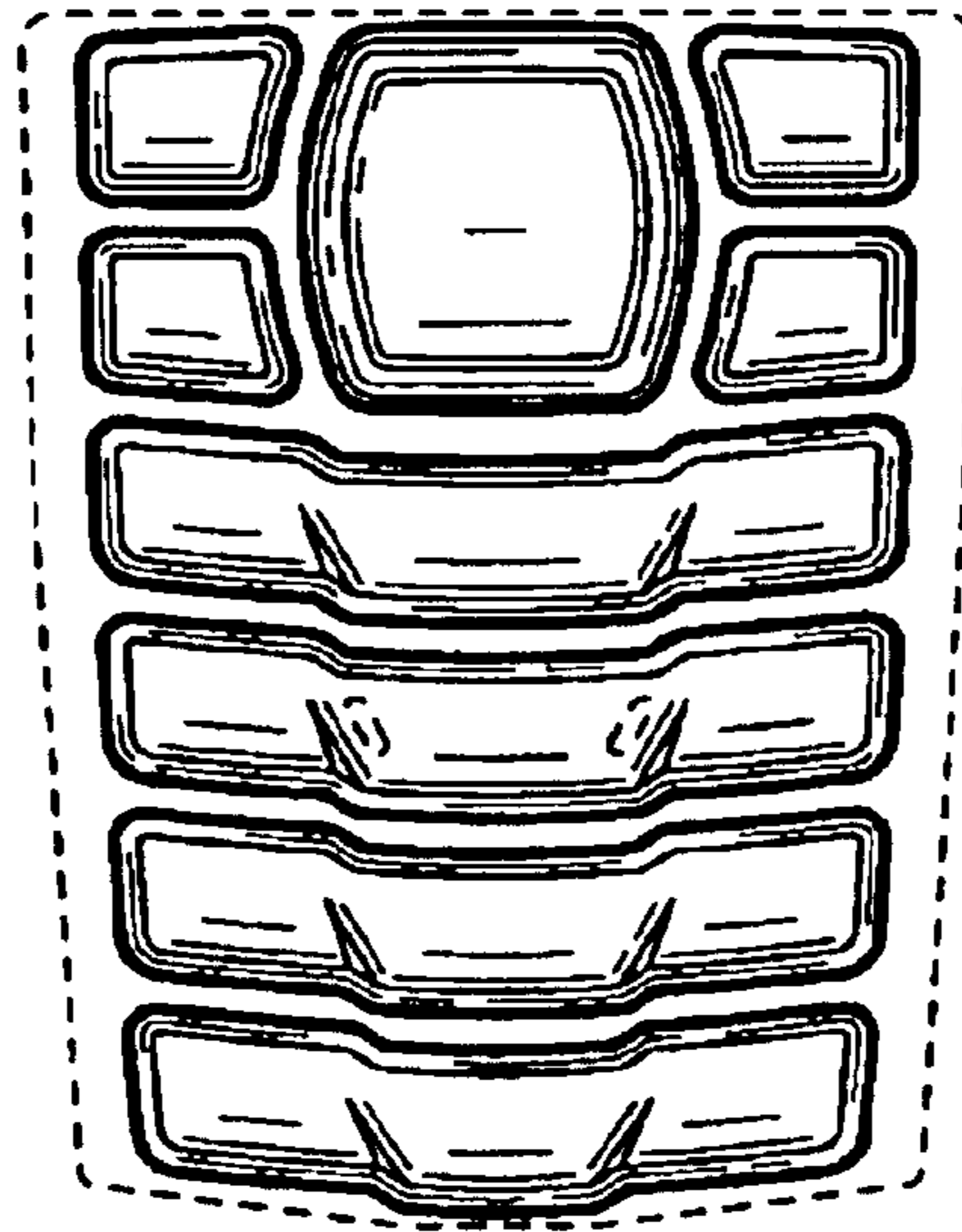


FIG. 3




FIG. 4