

US00D491925S1

(12) **United States Design Patent**
Griesau et al.

(10) **Patent No.: US D491,925 S**
(45) **Date of Patent: ** Jun. 22, 2004**

(54) **REMOTE CONTROL**

(75) Inventors: **Gene W. Griesau**, Albany, NY (US);
Rebecca J. Carlotti, Rotterdam
Junction, NY (US); **Stephanie B. Plant**,
Altamont, NY (US); **Hee-kyung Choi**,
Bucheon (KR)

(73) Assignee: **Contec Corporation**, Schenectady, NY
(US)

(**) Term: **14 Years**

(21) Appl. No.: **29/185,772**

(22) Filed: **Jul. 2, 2003**

(51) **LOC (7) Cl. 14-03**

(52) **U.S. Cl. D14/218**

(58) **Field of Search** D14/217, 218,
D14/124, 174, 299; D13/168; D21/566;
455/352, 128, 347, 90.3; D10/104-106

(56) **References Cited**

U.S. PATENT DOCUMENTS

D382,878 S	*	8/1997	Erlin	D14/218
D407,071 S	*	3/1999	Keating	D13/168
D420,668 S	*	2/2000	Choi	D14/218
D462,340 S	*	9/2002	Allen et al.	D14/218

OTHER PUBLICATIONS

Smart TV & Sound magazine, Winter/Spring 2003, cover
page and product ad.
Pioneer BR 360—Photograph of front and back.

Cox Digital—Photograph of front and back.

SA-8000 OEM—Photograph of front and back.

* cited by examiner

Primary Examiner—Louis S. Zarfes

Assistant Examiner—Deanne Levy

(74) *Attorney, Agent, or Firm*—Heslin Rothenberg Farley
& Mesiti P.B.

(57) **CLAIM**

The ornamental design for the remote control, as shown and
described.

DESCRIPTION

FIG. 1 is a perspective view of a remote control showing our
new design;

FIG. 2 is a front plan view thereof;

FIG. 3 is a left-side elevational view thereof;

FIG. 4 is a top elevational view thereof;


FIG. 5 is a bottom elevational view thereof;

FIG. 6 is a right-side elevational view thereof; and,

FIG. 7 is a rear plan view thereof.

The broken lines are for illustration purposes only and form
no part of the claimed invention.

1 Claim, 4 Drawing Sheets



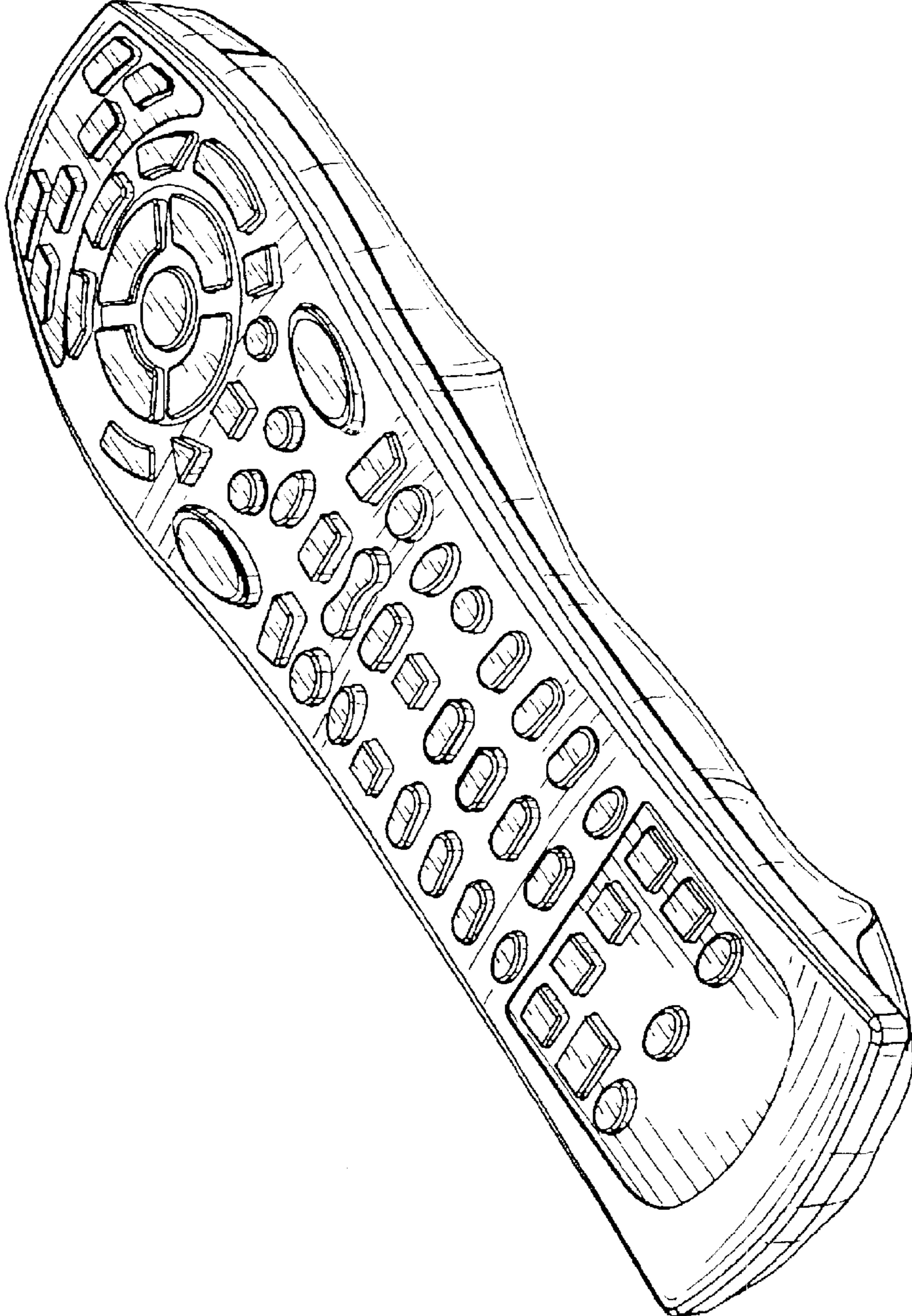


FIG. 1

FIG. 2

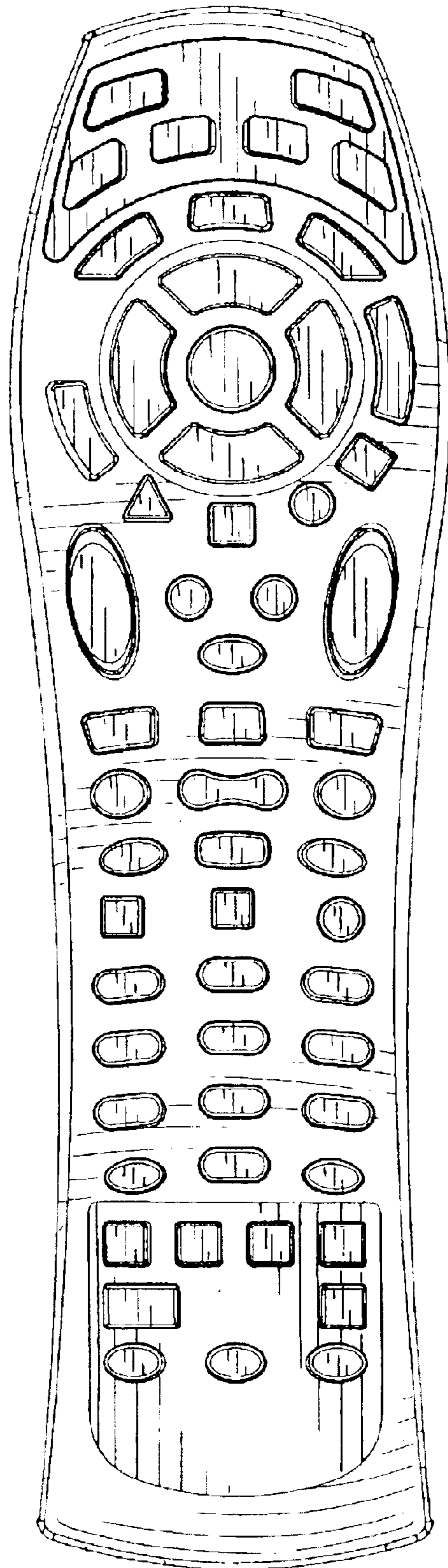


FIG.3

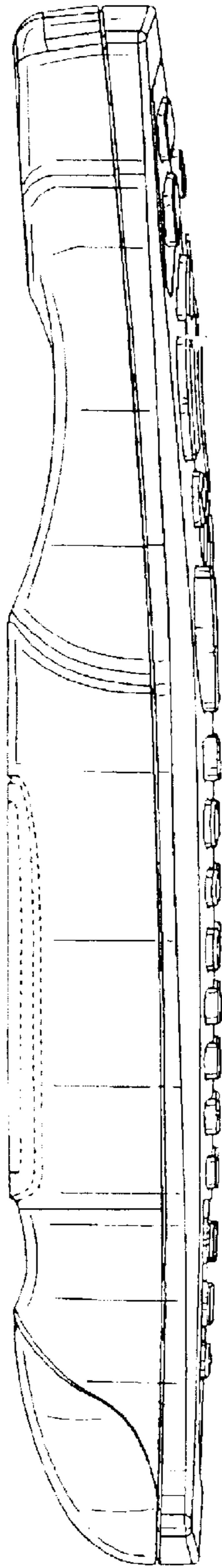


FIG.4

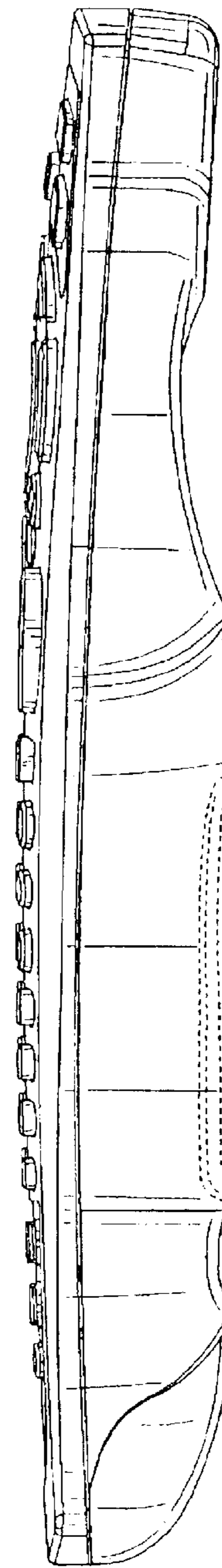


FIG.5

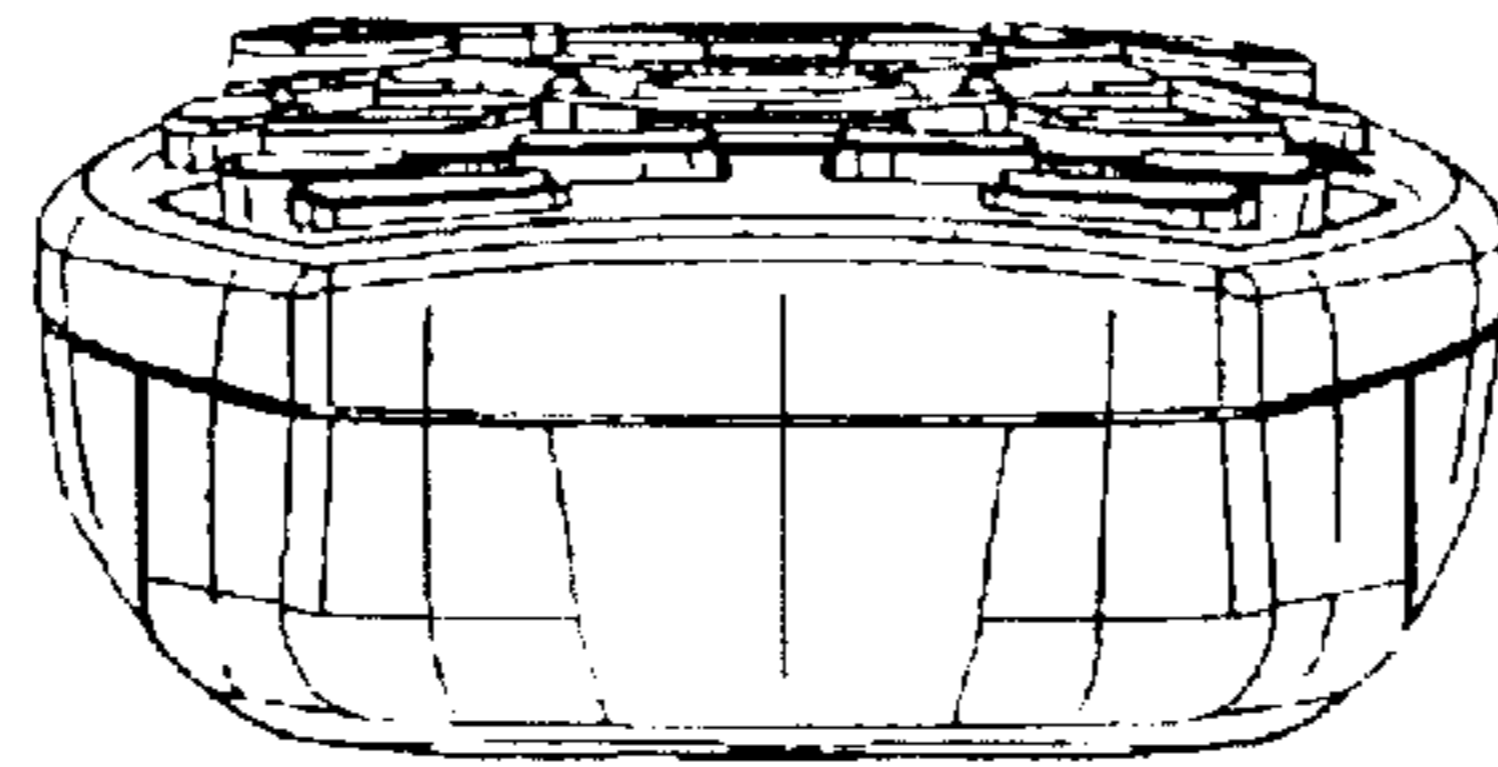


FIG.6

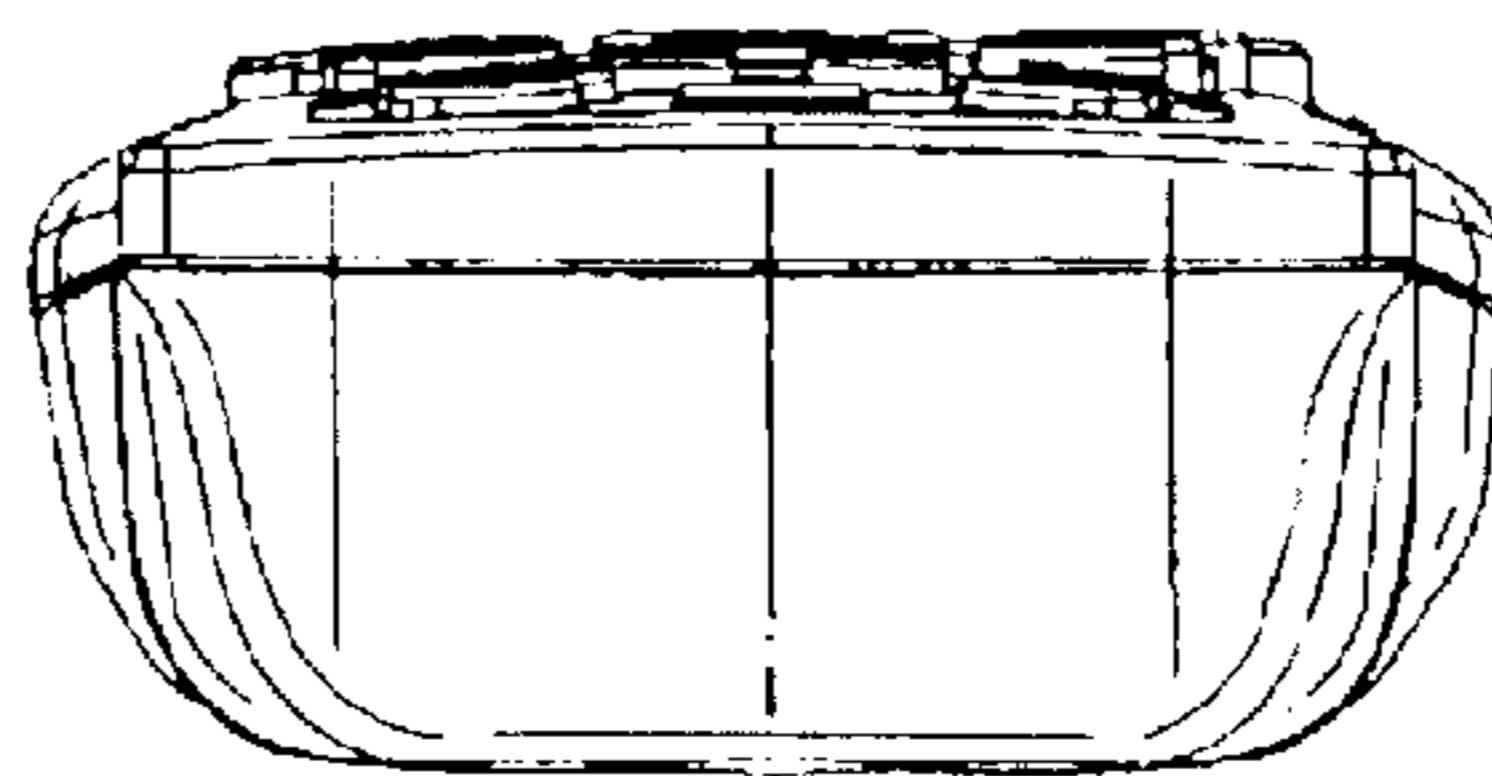


FIG. 7

