

US00D491919S1

(12) **United States Design Patent**
Allen

(10) **Patent No.:** **US D491,919 S**
(45) **Date of Patent:** **** Jun. 22, 2004**

(54) **LOUDSPEAKER**

(75) **Inventor:** **Graham David Allen**, Alderley Edge
(GB)

(73) **Assignee:** **KH Technology Corporation**, Grand
Cayman (KY)

(**) **Term:** **14 Years**

(21) **Appl. No.:** **29/176,476**

(22) **Filed:** **Feb. 21, 2003**

(30) **Foreign Application Priority Data**

Aug. 21, 2002 (GB) 3006373

(51) **LOC (7) Cl.** **14-01**

(52) **U.S. Cl.** **D14/211**

(58) **Field of Search** D14/204, 207,
D14/209-216, 356; 181/143-144, 147-148,
150, 157, 198-199, 151, 153; 381/300-302,
306, 333, 345, 361-364, 386-388

(56) **References Cited**

U.S. PATENT DOCUMENTS

D319,242 S * 8/1991 Furuno D14/214

D375,744 S * 11/1996 Asencio D14/213
D392,973 S * 3/1998 Fenner et al. D14/214
D432,116 S * 10/2000 Ichikawa et al. D14/211
D463,400 S * 9/2002 Narita D14/214

* cited by examiner

Primary Examiner—Nanda Bondade

(74) *Attorney, Agent, or Firm*—Kenneth L. Sherman, Esq.;
Myers Dawes Andras & Sherman, LLP

(57) **CLAIM**

I claim the ornamental design for a loudspeaker, substan-
tially as shown and described.

DESCRIPTION

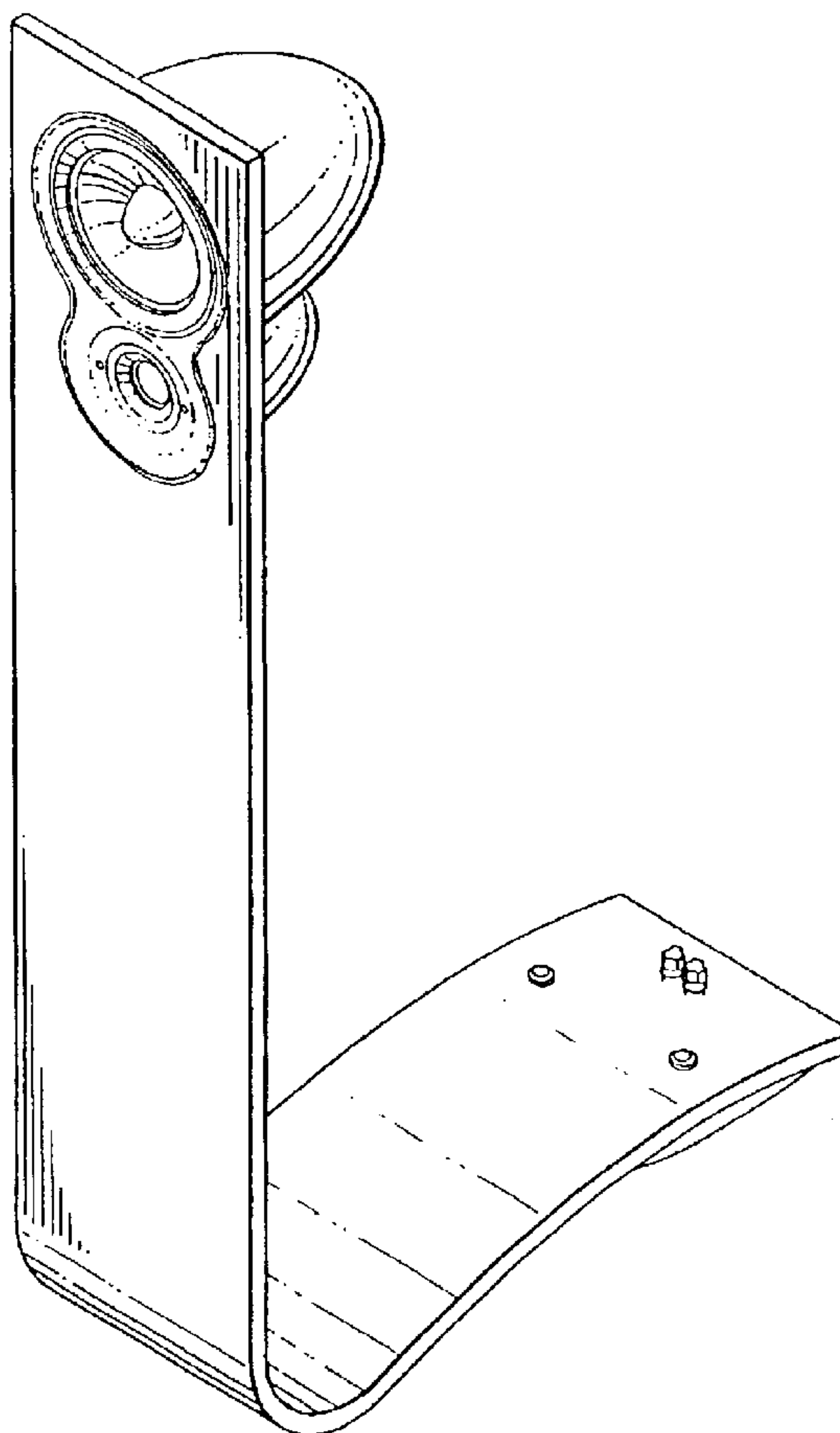
FIG. 1 is a perspective view of the loudspeaker showing my
new design;

FIG. 2 is a right side view thereof;

FIG. 3 is a front view thereof; and,

FIG. 4 is a top plan view thereof.

1 Claim, 2 Drawing Sheets



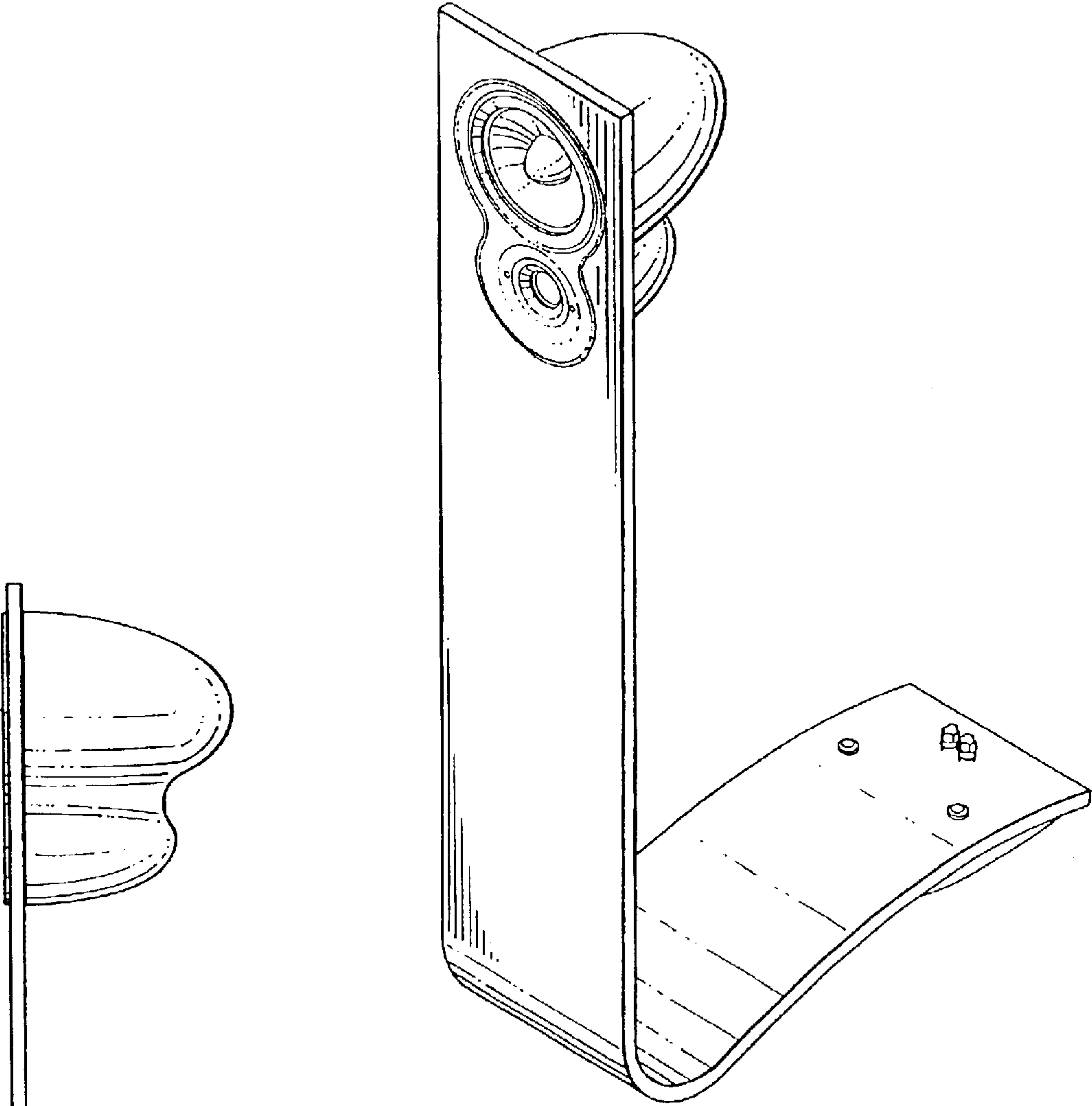


FIG. 1

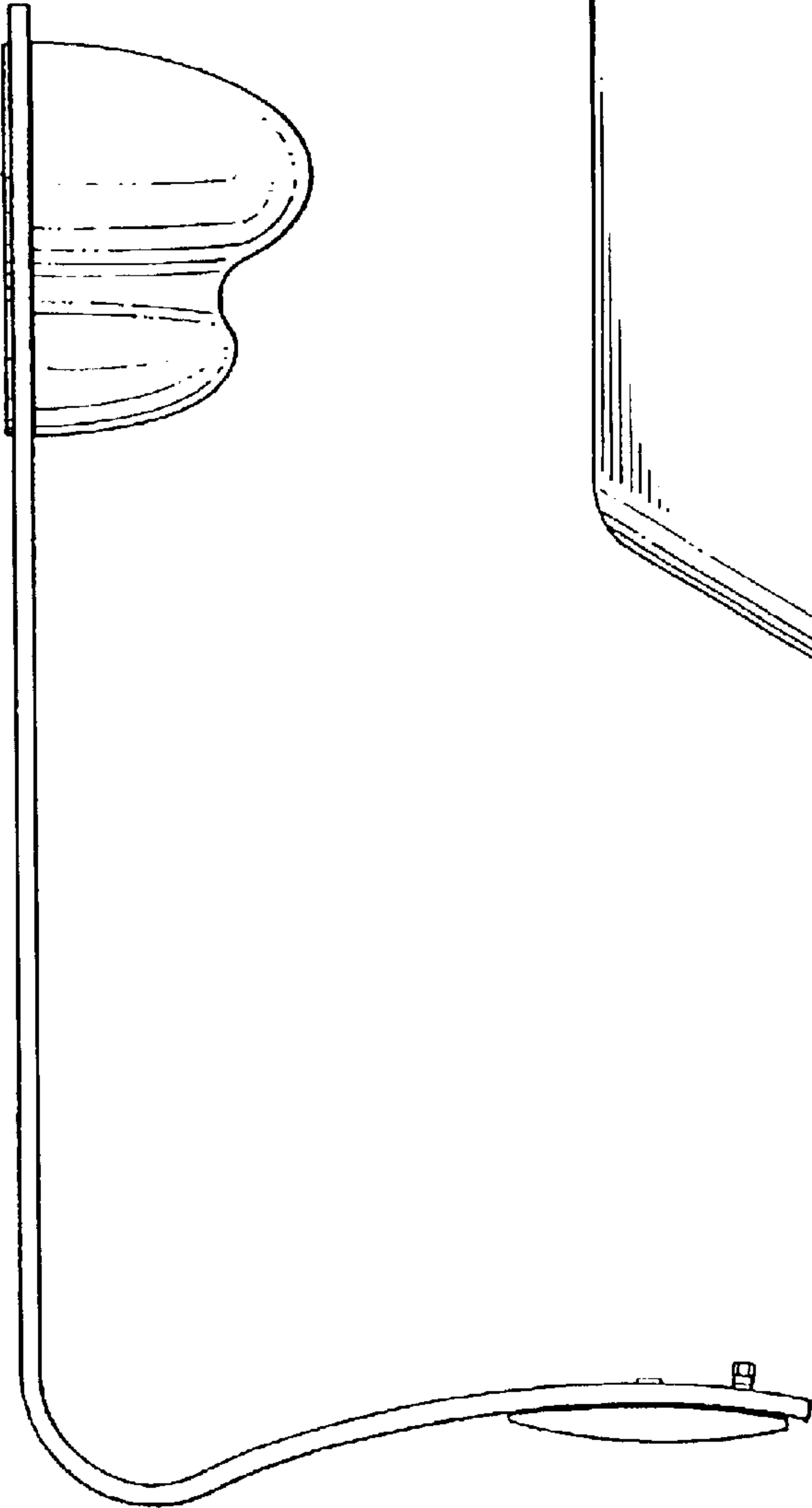


FIG. 2




FIG. 3

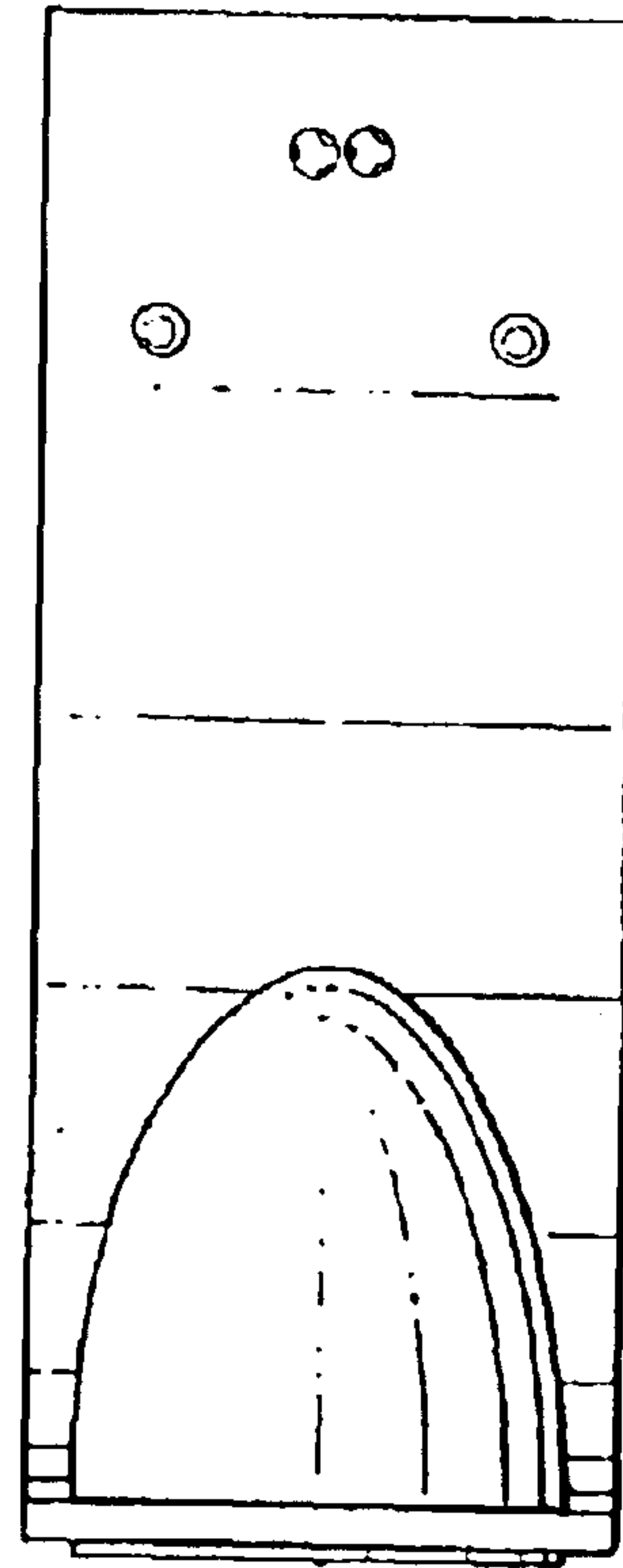


FIG. 4