



US00D491911S1

(12) **United States Design Patent**  
**Jung**

(10) **Patent No.:** **US D491,911 S**  
(45) **Date of Patent:** **\*\* Jun. 22, 2004**

(54) **MP3 PLAYER**

(75) Inventor: **So-Young Jung**, Seoul (KR)

(73) Assignee: **Bluetek Co., Ltd.**, Gyunggi-do (KR)

(\*\*) Term: **14 Years**

(21) Appl. No.: **29/188,003**

(22) Filed: **Aug. 11, 2003**

(30) **Foreign Application Priority Data**

May 20, 2003 (KR) ..... 30-2003-0013906

(51) **LOC (7) Cl.** ..... **14-01**

(52) **U.S. Cl.** ..... **D14/156**

(58) **Field of Search** ..... D14/135-136,  
D14/156-157, 160-165, 167-168, 192;  
369/75.1, 75.2, 77.1, 77.2; 455/344, 347-351

(56) **References Cited**

**U.S. PATENT DOCUMENTS**

D445,776 S \* 7/2001 Ishii et al. .... D14/167

D447,470 S \* 9/2001 Obata ..... D14/167

D472,885 S \* 4/2003 Kataoka ..... D14/167

D473,207 S \* 4/2003 Tanio ..... D14/168

\* cited by examiner

*Primary Examiner*—Nanda Bondade

(74) *Attorney, Agent, or Firm*—Alston & Bird LLP

(57) **CLAIM**

The ornamental design for the MP3 player, as shown and described.

**DESCRIPTION**

FIG. 1 is a perspective view of the design for a MP3 player; FIG. 2 is a front side elevational view of the design of FIG. 1;

FIG. 3 is a rear side elevational view of the design of FIG. 1;

FIG. 4 is a left side elevational view of the design of FIG. 1;

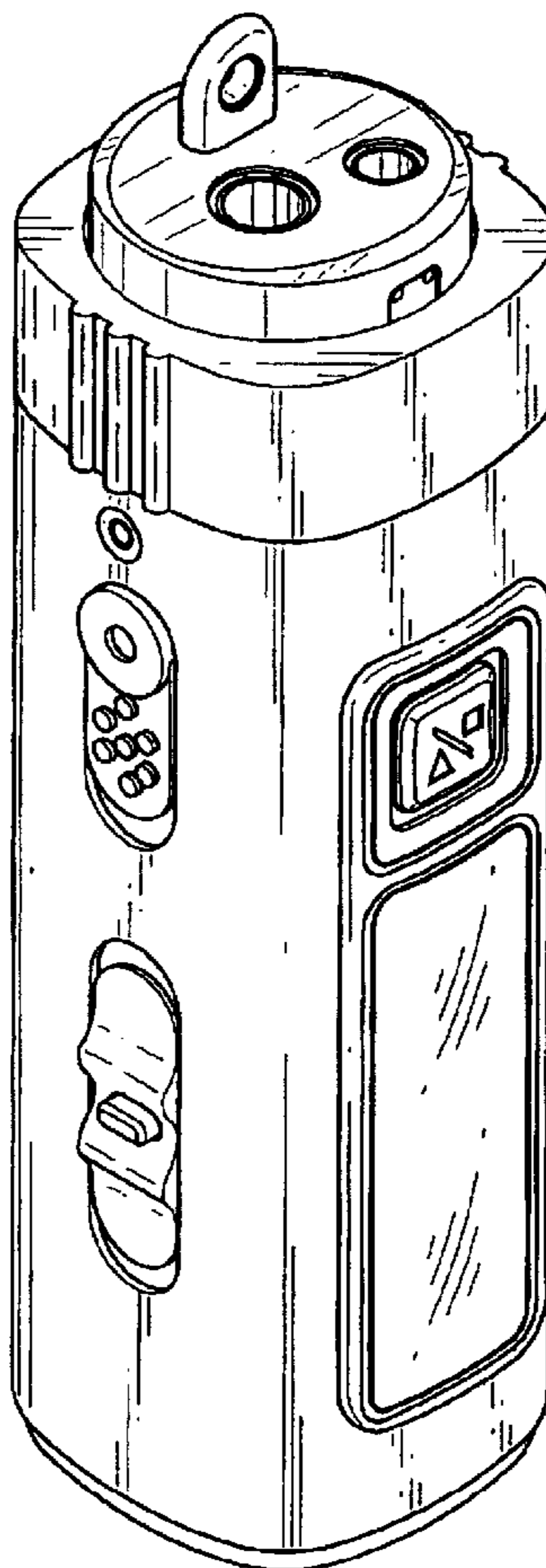
FIG. 5 is a right side elevational view of the design of FIG. 1;

FIG. 6 is a top plan view of the design of FIG. 1; and,

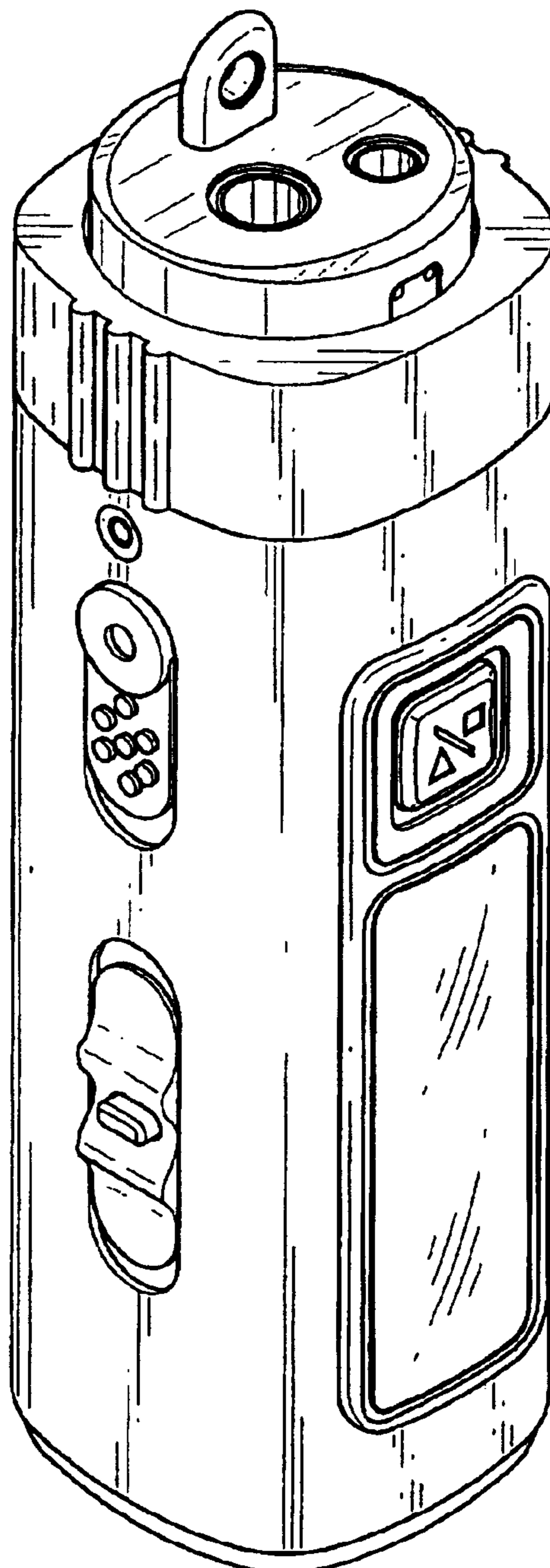
FIG. 7 is a bottom plan view of the design of FIG. 1.

The surface(s) or portion(s) of the article not shown in the drawing or described in the specification form(s) no part of the claimed design.


**1 Claim, 6 Drawing Sheets**




*FIG. 1*



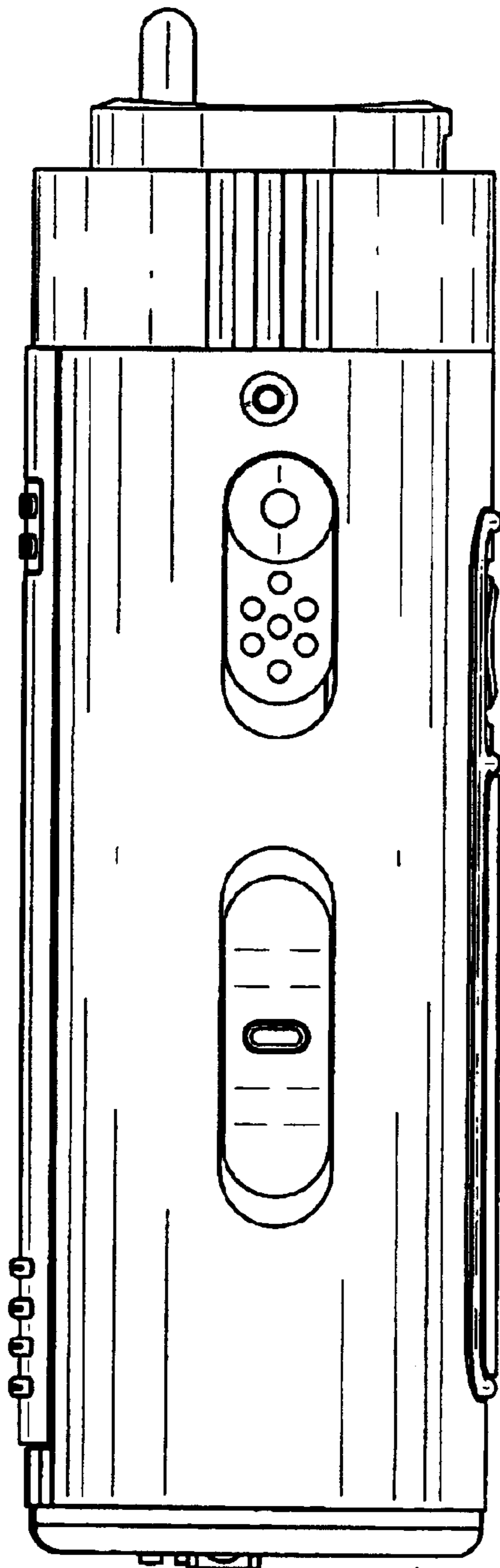
*FIG. 2*



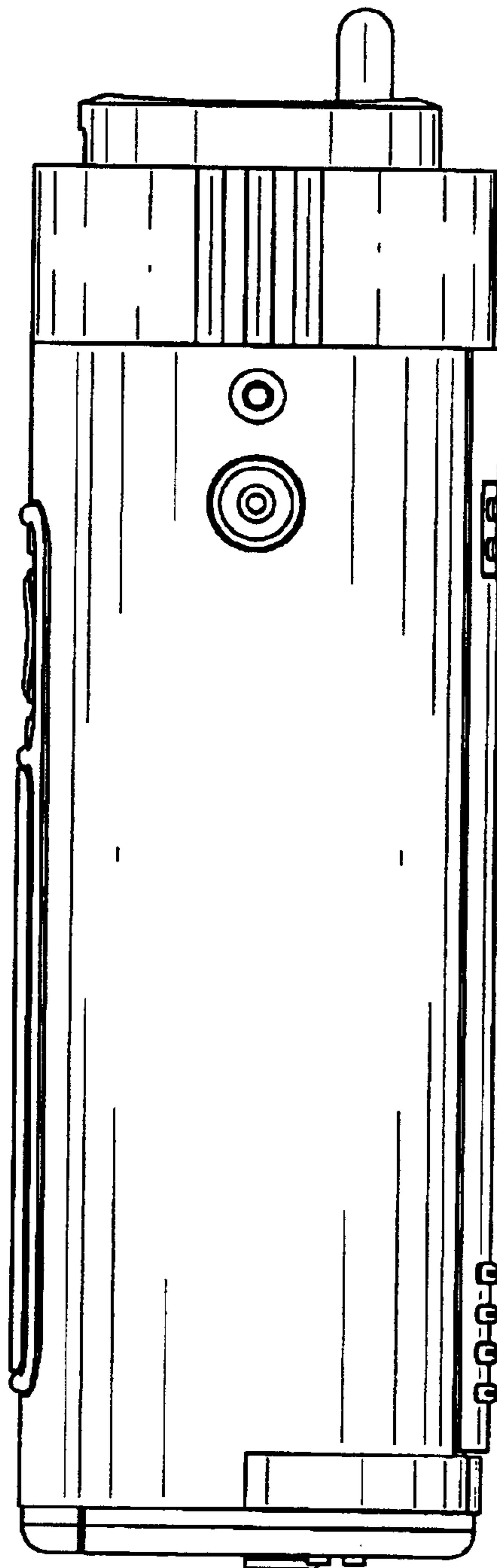
*FIG. 3*



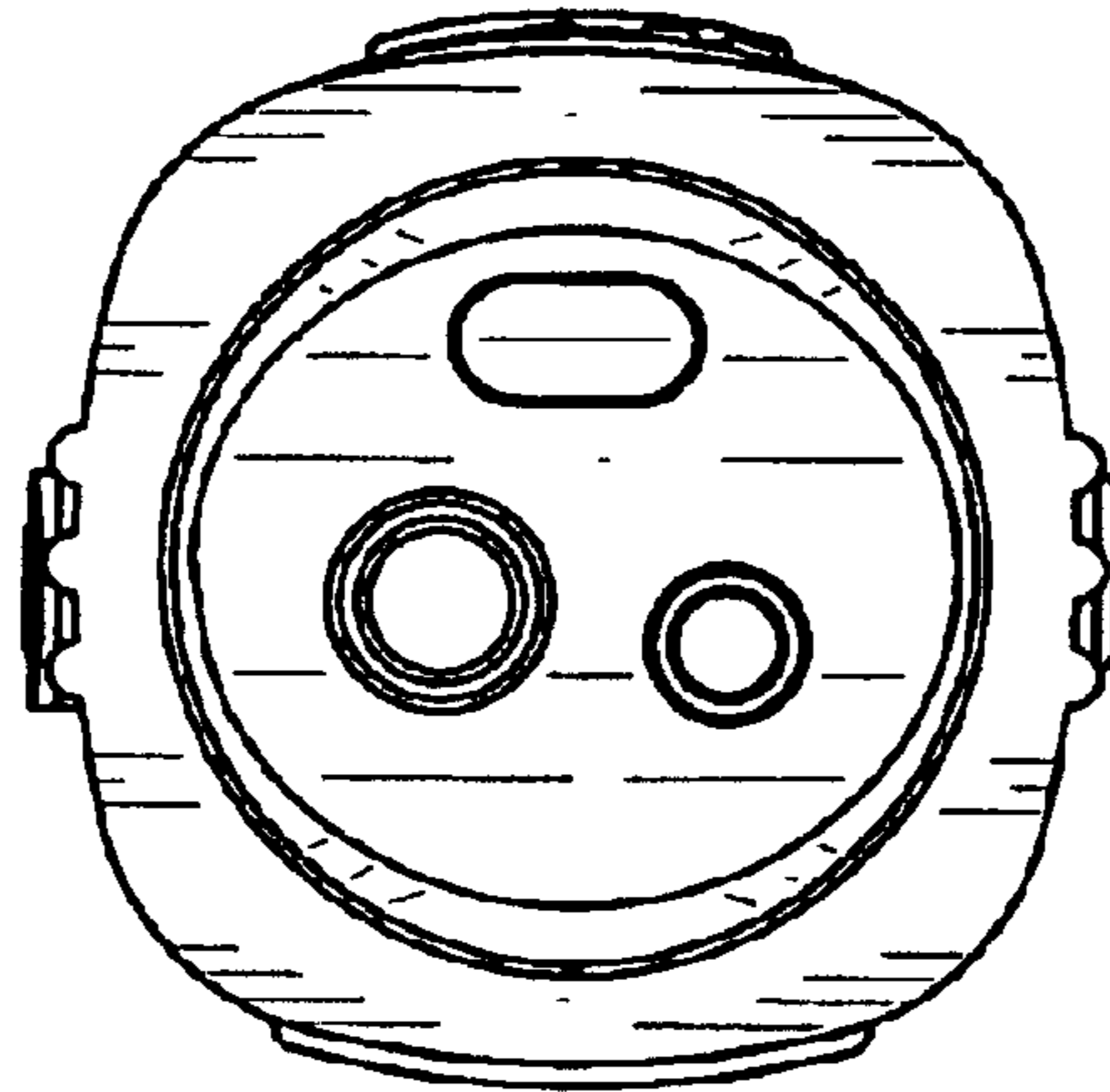
*FIG. 4*



*FIG. 5*



*FIG. 6*



*FIG. 7*

