



US00D491907S1

(12) **United States Design Patent**
Ogawa

(10) **Patent No.: US D491,907 S**
(45) **Date of Patent: ** Jun. 22, 2004**

(54) **MOBILE PHONE**

(75) Inventor: **Osamu Ogawa, Osaka (JP)**

(73) Assignees: **Sanyo Electric Co., Ltd., Osaka (JP);
Sanyo Telecommunication Co., Ltd.,
Osaka (JP)**

(**) Term: **14 Years**

(21) Appl. No.: **29/192,000**

(22) Filed: **Oct. 17, 2003**

(51) **LOC (7) Cl. 14-03**

(52) **U.S. Cl. D14/138**

(58) **Field of Search** D14/137, 138,
D14/218, 147-148, 247-248, 144, 341-347;
379/433.01-433.13, 419, 434, 428.01-428.04,
420.01-420.04, 440; 455/550.1-90.3; D21/517;
D13/168; D18/2, 7; 345/168, 169

2002/0006809 A1 * 1/2002 Kubo et al. 455/550
2003/0030624 A1 * 2/2003 Aoyama 345/168
2003/0083107 A1 * 5/2003 Morishima 455/566

FOREIGN PATENT DOCUMENTS

JP 1153259 S 9/2002
JP 1153260 S 9/2002
JP 1153347 S 9/2002
JP 1154363 S 9/2002
JP 1154370 S 9/2002
JP 1154718 S 9/2002
JP 1155098 * 10/2002 14/3
JP 1160803 S 12/2002
JP 1167658 S 3/2003
JP 1183170 S 8/2003
JP 1185425 S 9/2003
JP 1185434 S 9/2003

* cited by examiner

Primary Examiner—Jeffrey Asch
(74) *Attorney, Agent, or Firm*—Darby & Darby

(56) **References Cited**

U.S. PATENT DOCUMENTS

D445,101 S * 7/2001 Lee et al. D14/138
D445,412 S * 7/2001 Lee et al. D14/138
D447,128 S * 8/2001 Lee et al. D14/138
D456,378 S * 4/2002 Fujimoto D14/138
D458,594 S * 6/2002 Jang D14/138
D459,329 S * 6/2002 Suzuki et al. D14/138
D464,032 S * 10/2002 Hayasaka et al. D14/138
D468,283 S * 1/2003 Hong et al. D14/138
D475,689 S * 6/2003 Shimazu et al. D14/138
D476,968 S * 7/2003 Yokoyama D14/138
D477,294 S * 7/2003 Ikeda et al. D14/138
D477,296 S * 7/2003 Minamide D14/138
D477,581 S * 7/2003 Iijima et al. D14/138
D481,697 S * 11/2003 Rausch et al. D14/138
D484,478 S * 12/2003 Kota et al. D14/138
D484,862 S * 1/2004 Yang D14/138
D484,863 S * 1/2004 Chan D14/138
D485,248 S * 1/2004 Ogawa D14/138

(57) **CLAIM**

I claim the ornamental design for a mobile phone, as shown.

DESCRIPTION

FIG. 1 is a top, front, and right side perspective view of my new design for a mobile phone in an open position; FIG. 2 is a top, front, and right side perspective view of my new design for a mobile phone in a closed position; FIG. 3 is a front elevation view thereof in the open position; FIG. 4 is a rear elevation view thereof in the open position; FIG. 5 is a top plan view thereof in the open position; FIG. 6 is a bottom plan view thereof in the open position; FIG. 7 is a left side elevation view thereof in the open position; and, FIG. 8 is a right side elevation view thereof in the open position.

1 Claim, 2 Drawing Sheets

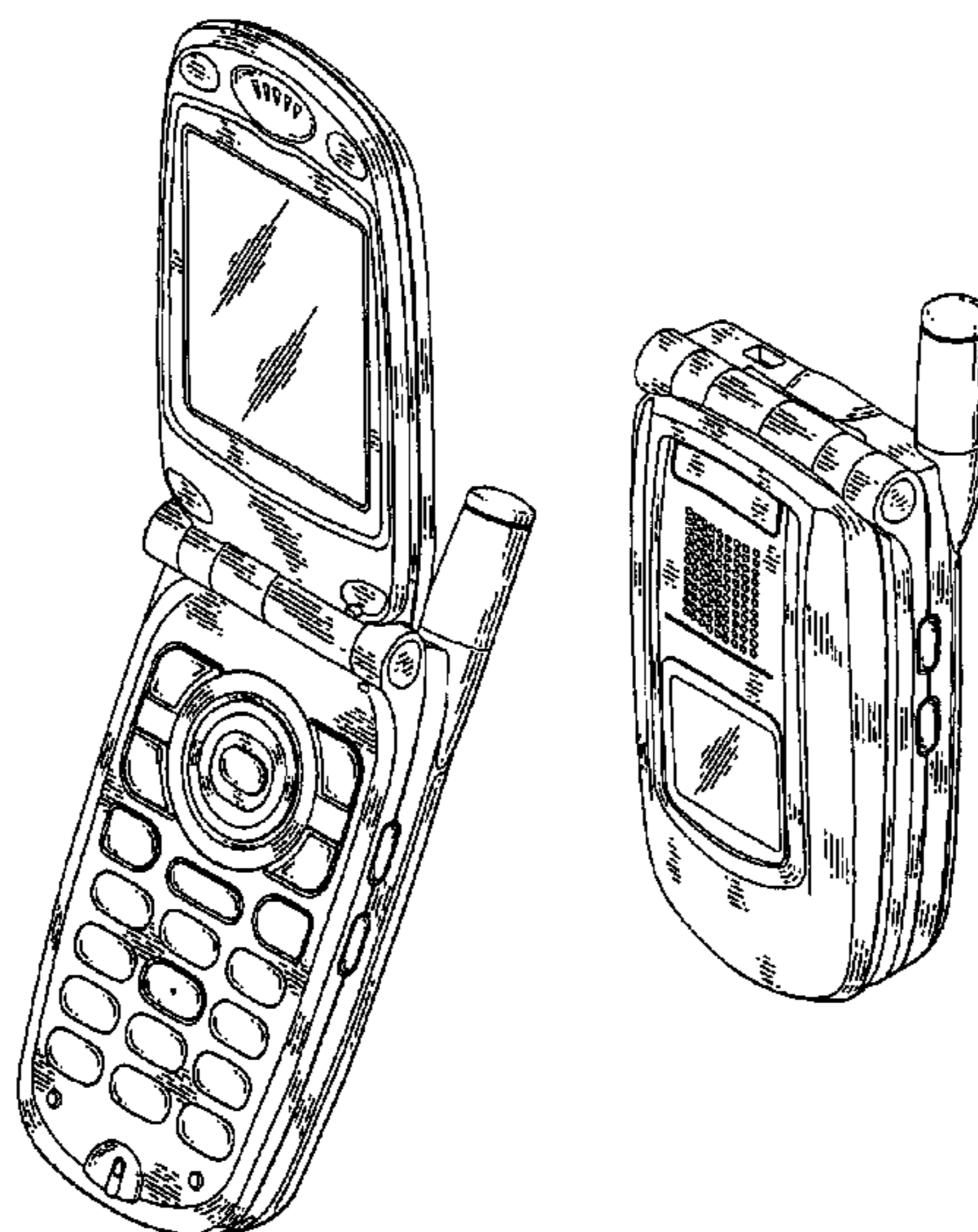


FIG.4

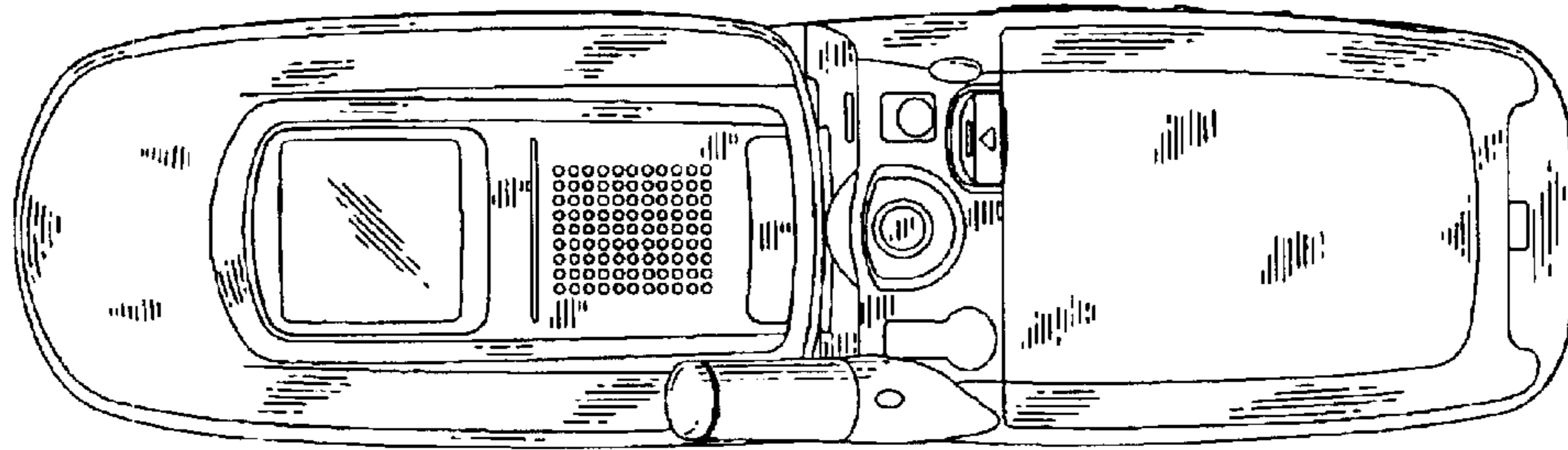


FIG.3

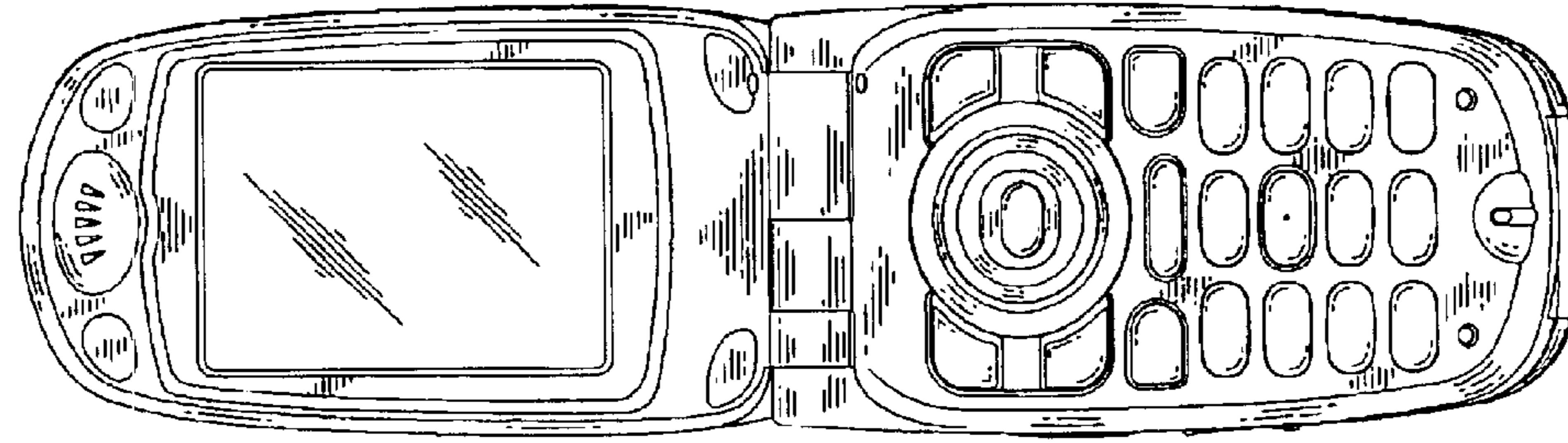


FIG.2

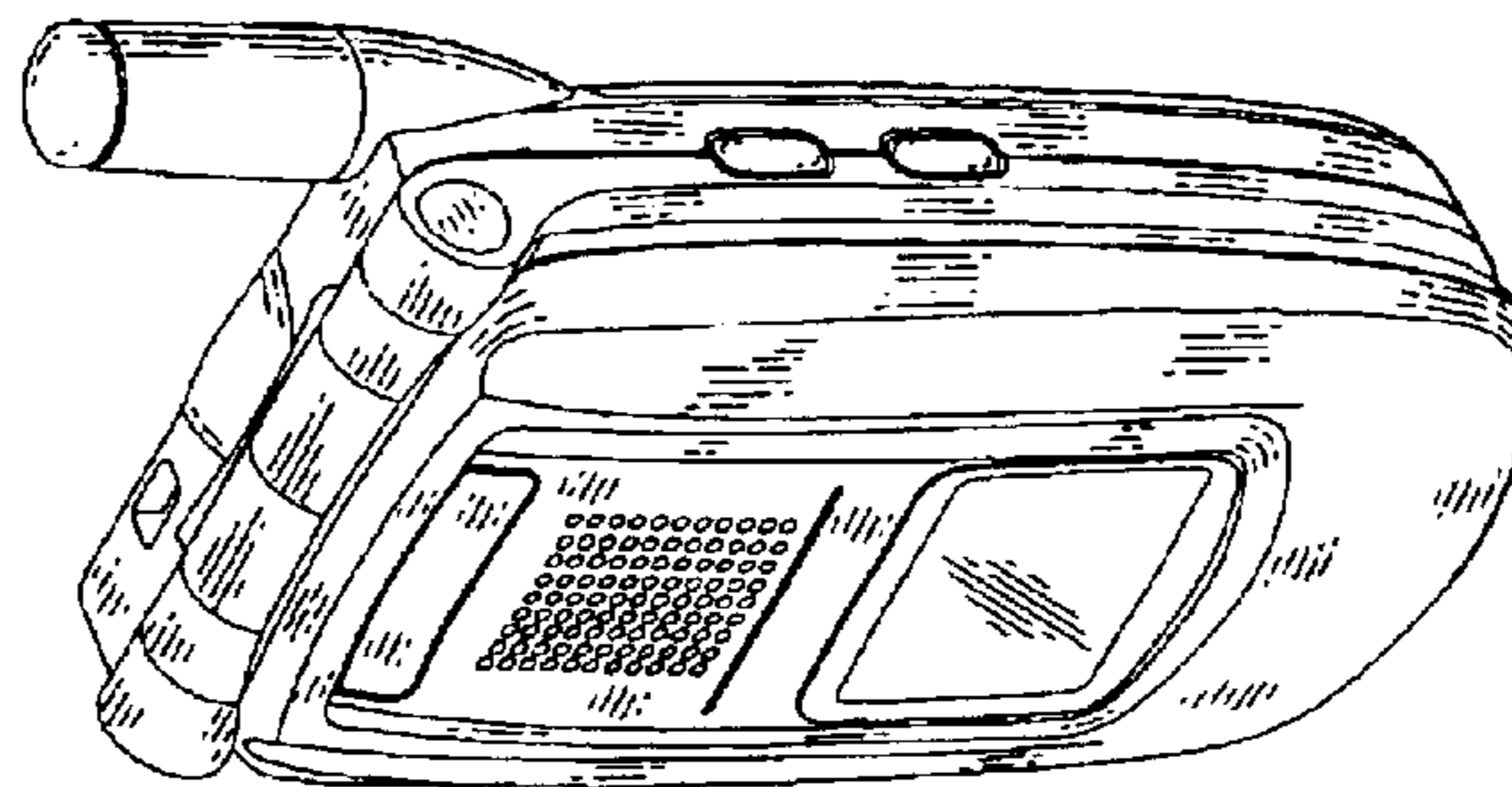


FIG.1

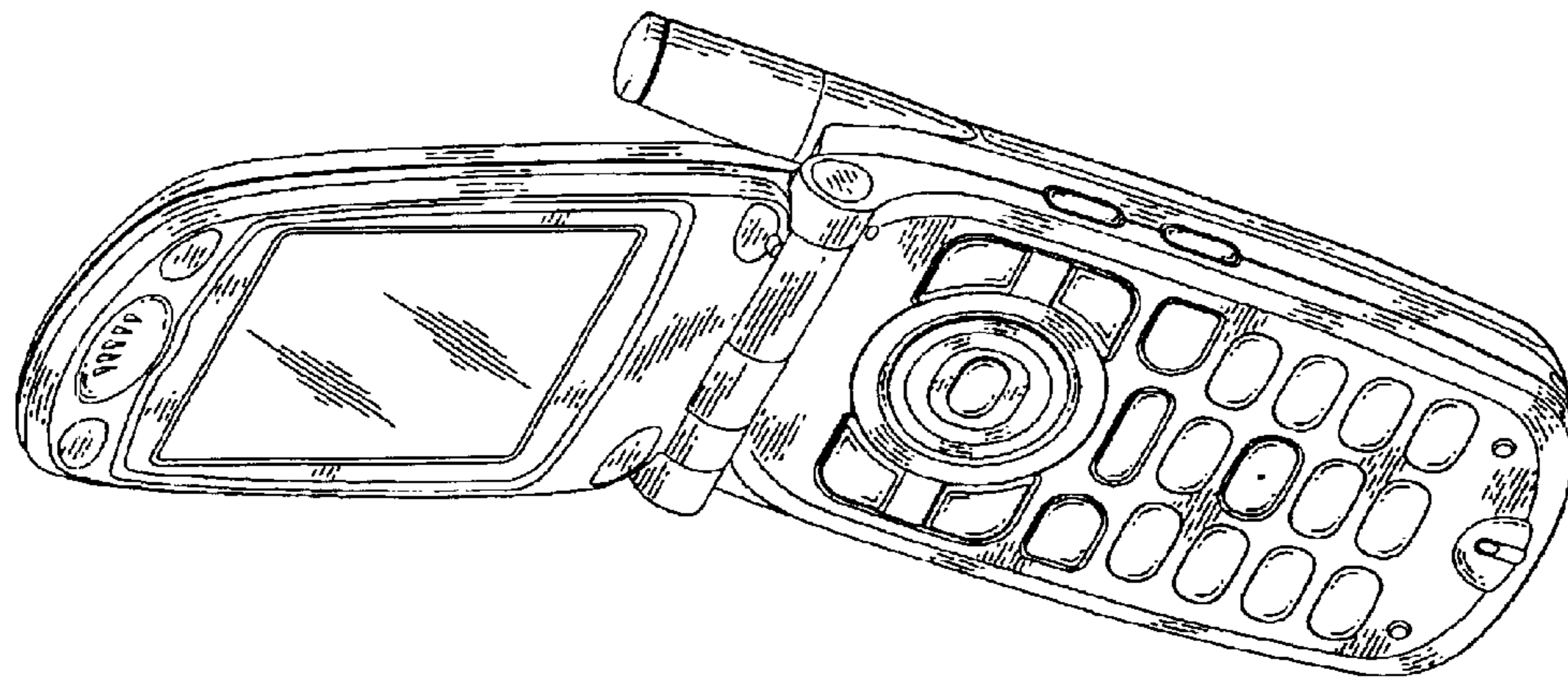


FIG.8

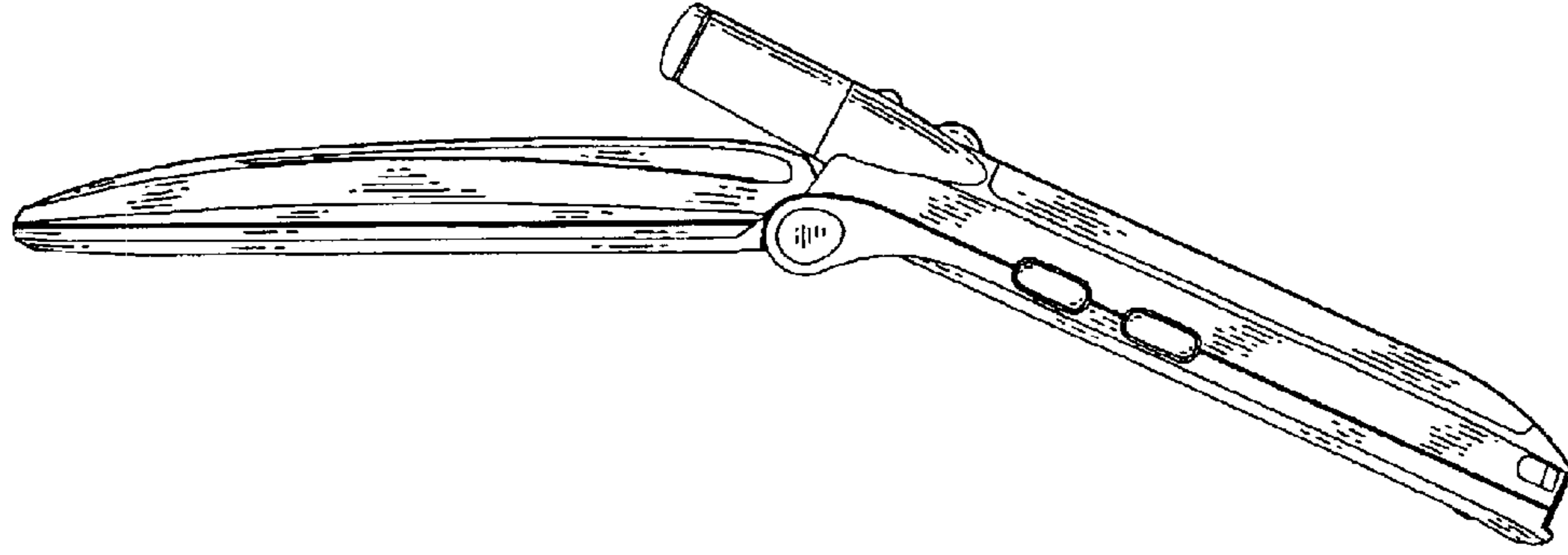


FIG.7

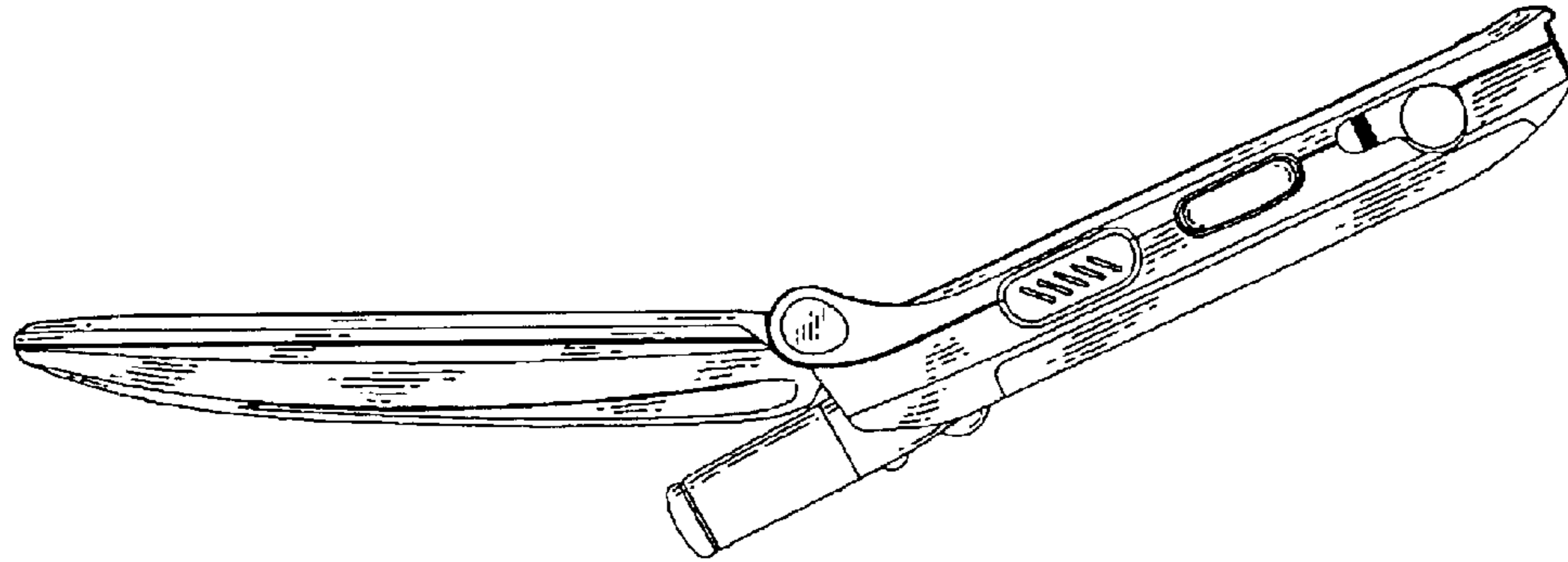


FIG.5

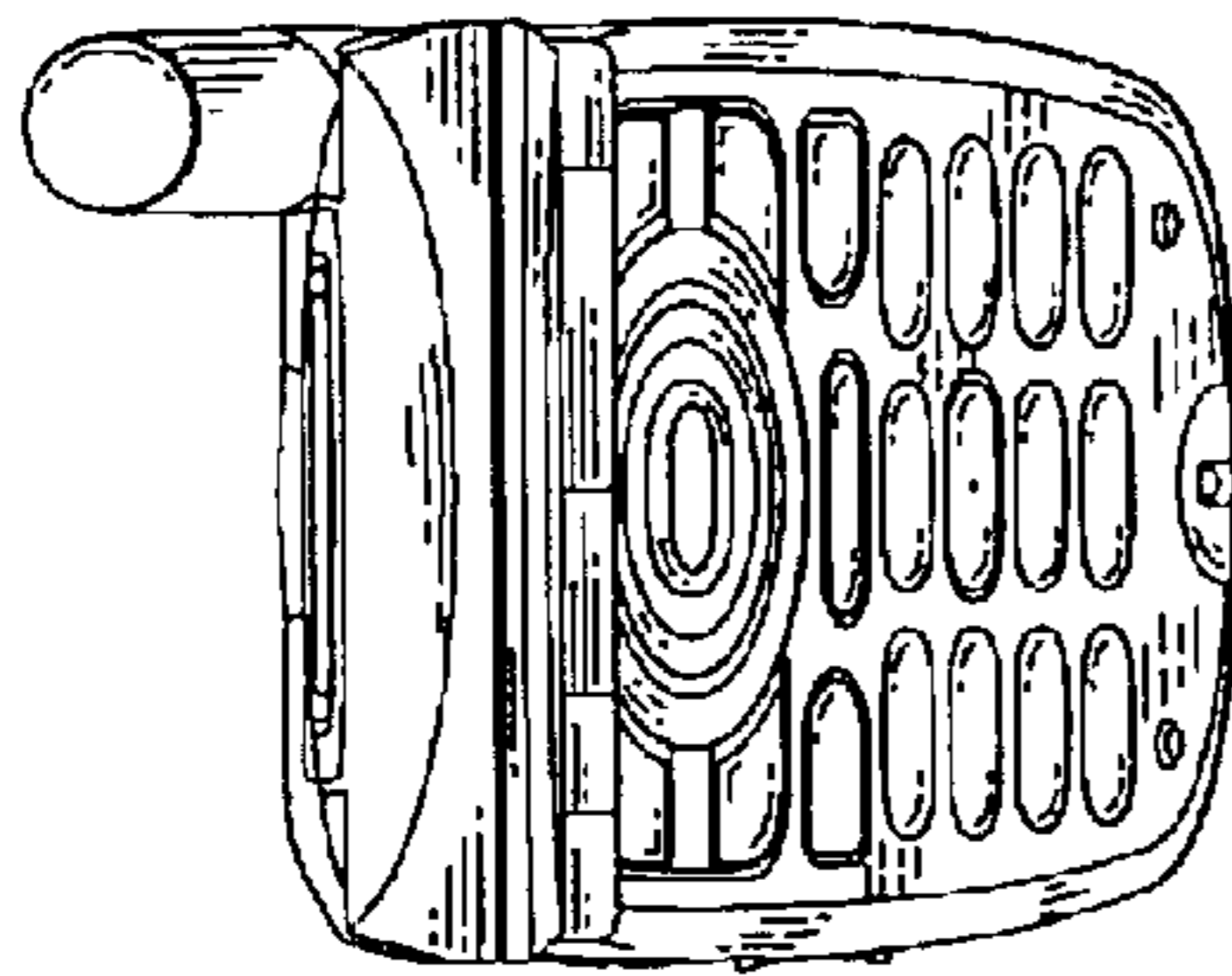
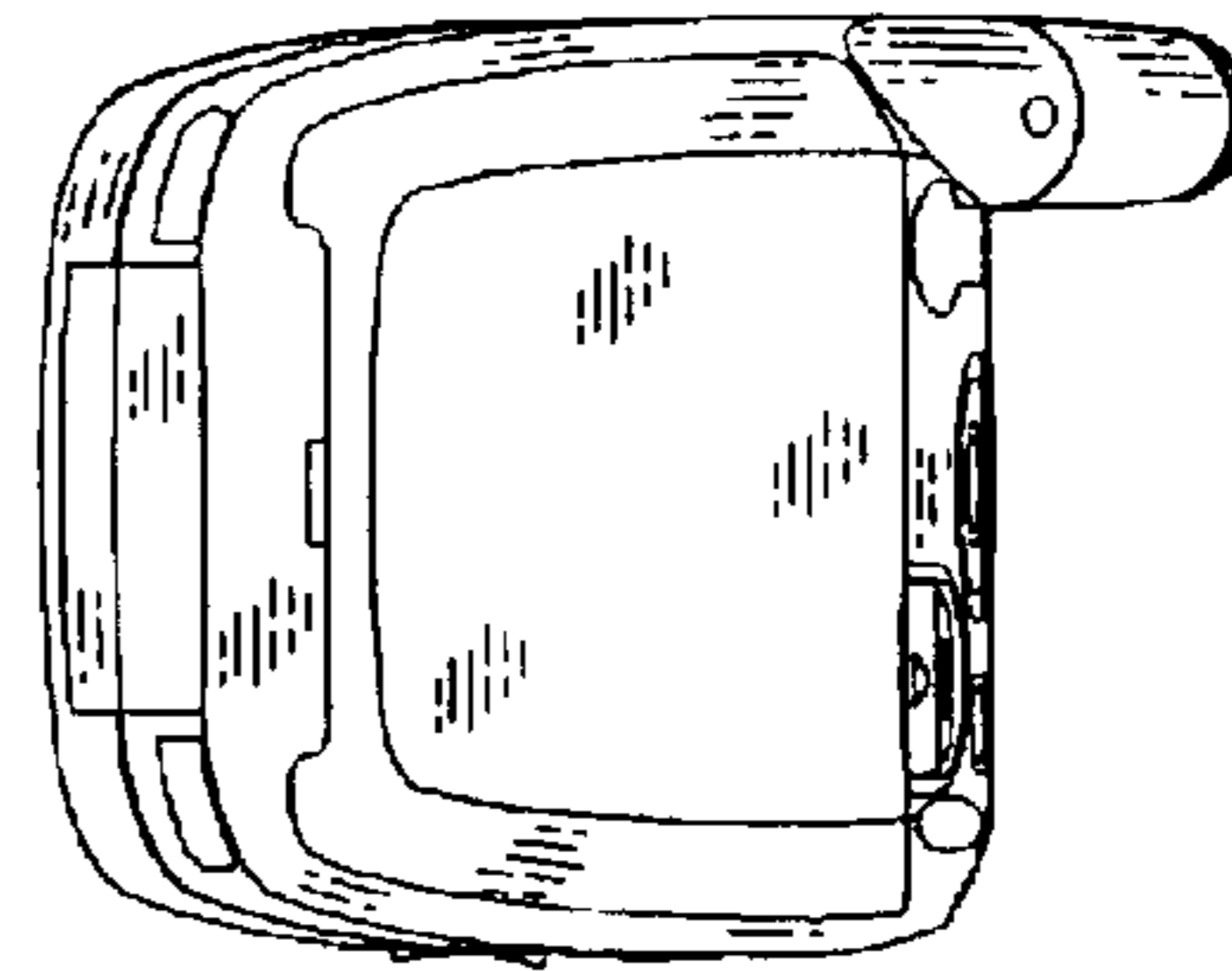


FIG.6



UNITED STATES PATENT AND TRADEMARK OFFICE
CERTIFICATE OF CORRECTION

PATENT NO. : Des. 491,907 S
DATED : June 22, 2004
INVENTOR(S) : Osamu Ogawa

Page 1 of 1

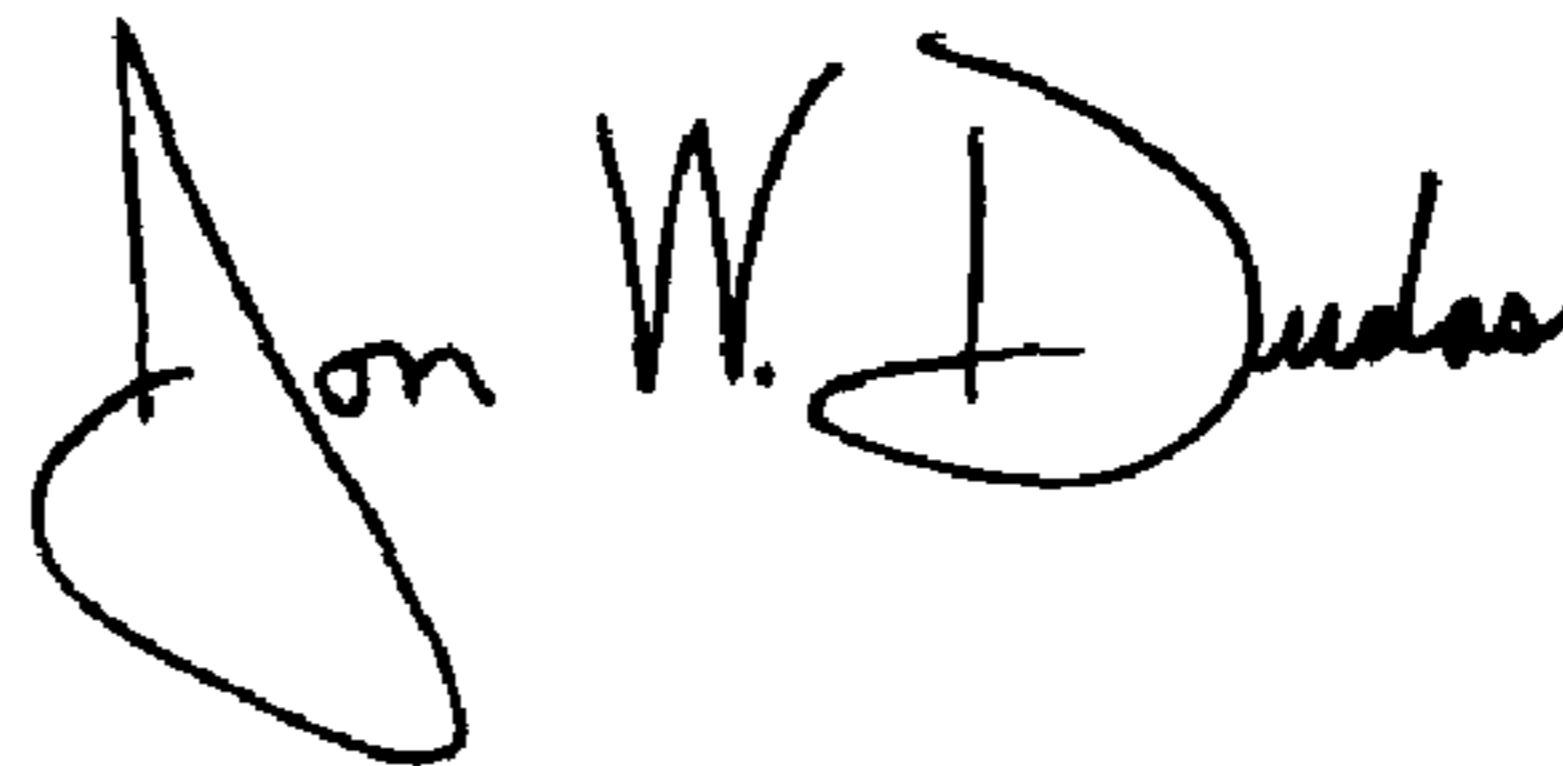
It is certified that error appears in the above-identified patent and that said Letters Patent is hereby corrected as shown below:

Title page,

Item [22], Filed, please delete "**October 17, 2003**" and substitute -- **October 16, 2003** --.

Signed and Sealed this

Twenty-third Day of November, 2004

A handwritten signature in black ink that reads "Jon W. Dudas". The signature is written in a cursive style with a large, stylized initial "J".

JON W. DUDAS
Director of the United States Patent and Trademark Office