



US00D491900S1

(12) **United States Design Patent** (10) **Patent No.:** **US D491,900 S**
Harnden et al. (45) **Date of Patent:** **** Jun. 22, 2004**

(54) **PORTION OF A MATRIX FOR SURFACE MOUNT PACKAGE LEADFRAME**

(75) Inventors: **James Harnden**, Hollister, CA (US); **Richard K. Williams**, Cupertino, CA (US); **Anthony Chia**, Singapore (SG); **Chu Weibing**, Shanghai (HK)

(73) Assignee: **GEM Services, Inc.**, San Jose, CA (US)

(**) Term: **14 Years**

(21) Appl. No.: **29/172,802**

(22) Filed: **Dec. 17, 2002**

(51) **LOC (7) Cl.** **13-03**

(52) **U.S. Cl.** **D13/182**

(58) **Field of Search** D13/182; 29/622, 29/827; 174/52.2, 52.4; 206/713, 714, 715, 716, 727, 728; 257/667, 668; 333/185; 428/573

(56) **References Cited**

U.S. PATENT DOCUMENTS

4,118,859 A	10/1978	Busler
4,234,666 A	11/1980	Gursky
4,298,883 A	11/1981	Komatsu et al.
4,633,582 A	1/1987	Ching et al.

4,809,054 A	2/1989	Waldner
4,818,960 A	4/1989	Satoh et al.
4,852,250 A	8/1989	Andrews
4,865,193 A	9/1989	Shimamoto et al.
5,115,299 A	5/1992	Wright
5,554,886 A	9/1996	Song
5,900,582 A	5/1999	Tomita et al.
6,016,918 A	1/2000	Ziberna
D465,207 S	11/2002	Williams et al.

Primary Examiner—Nanda Bondade

Assistant Examiner—Selina Sikder

(74) *Attorney, Agent, or Firm*—Townsend and Townsend and Crew LLP

(57) **CLAIM**

The ornamental design for a portion of a matrix for surface mount package leadframe, as shown and described.

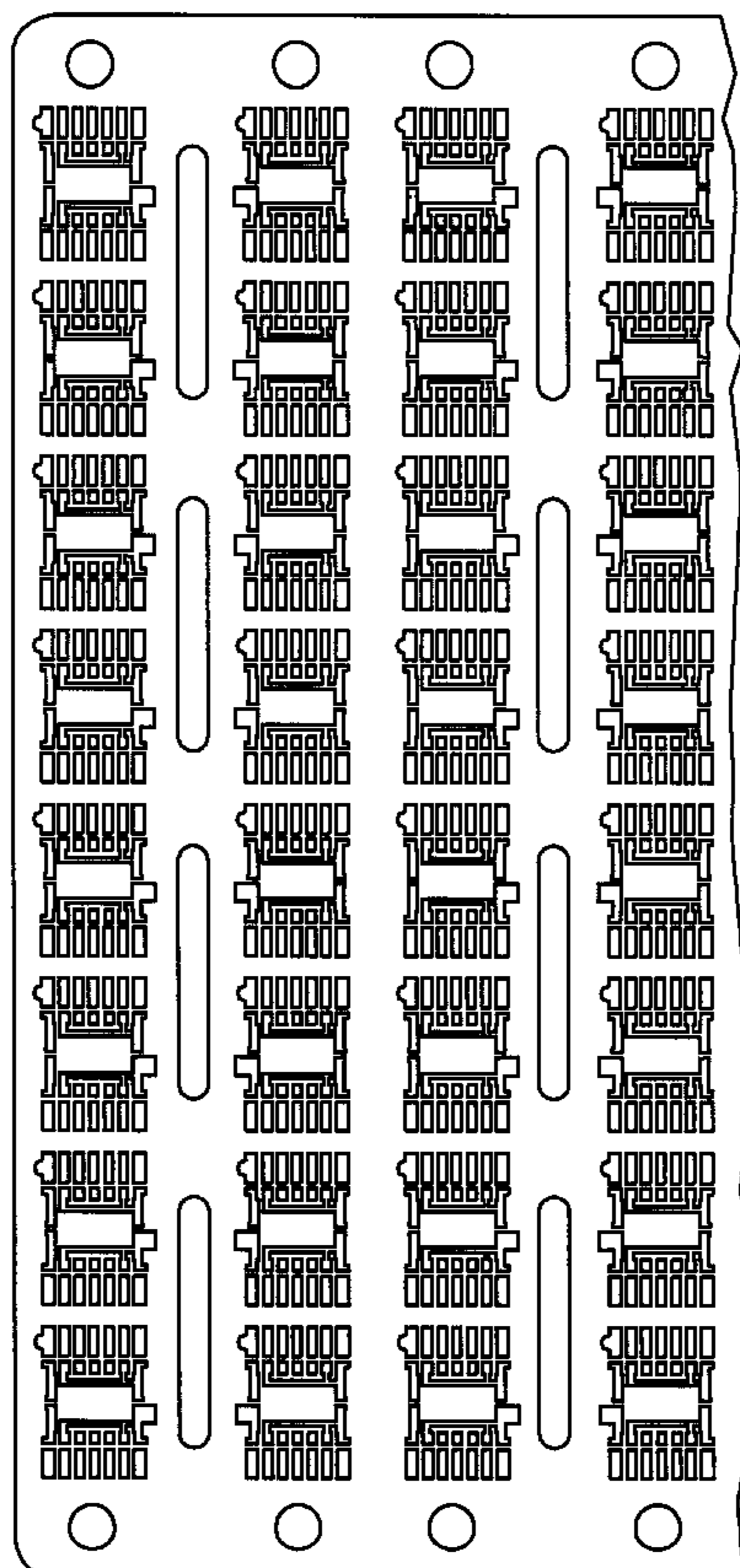
DESCRIPTION

FIG. 1 is a top plan view of a portion of a matrix incorporating a plurality of surface mount package leadframes showing my new design;

FIG. 2 is a top plan view of an enlarged fragment of the portion of a matrix for surface mount package leadframe; and,

FIG. 3 is a perspective view of a matrix incorporating a plurality of surface mount package leadframes showing my new design.

1 Claim, 3 Drawing Sheets



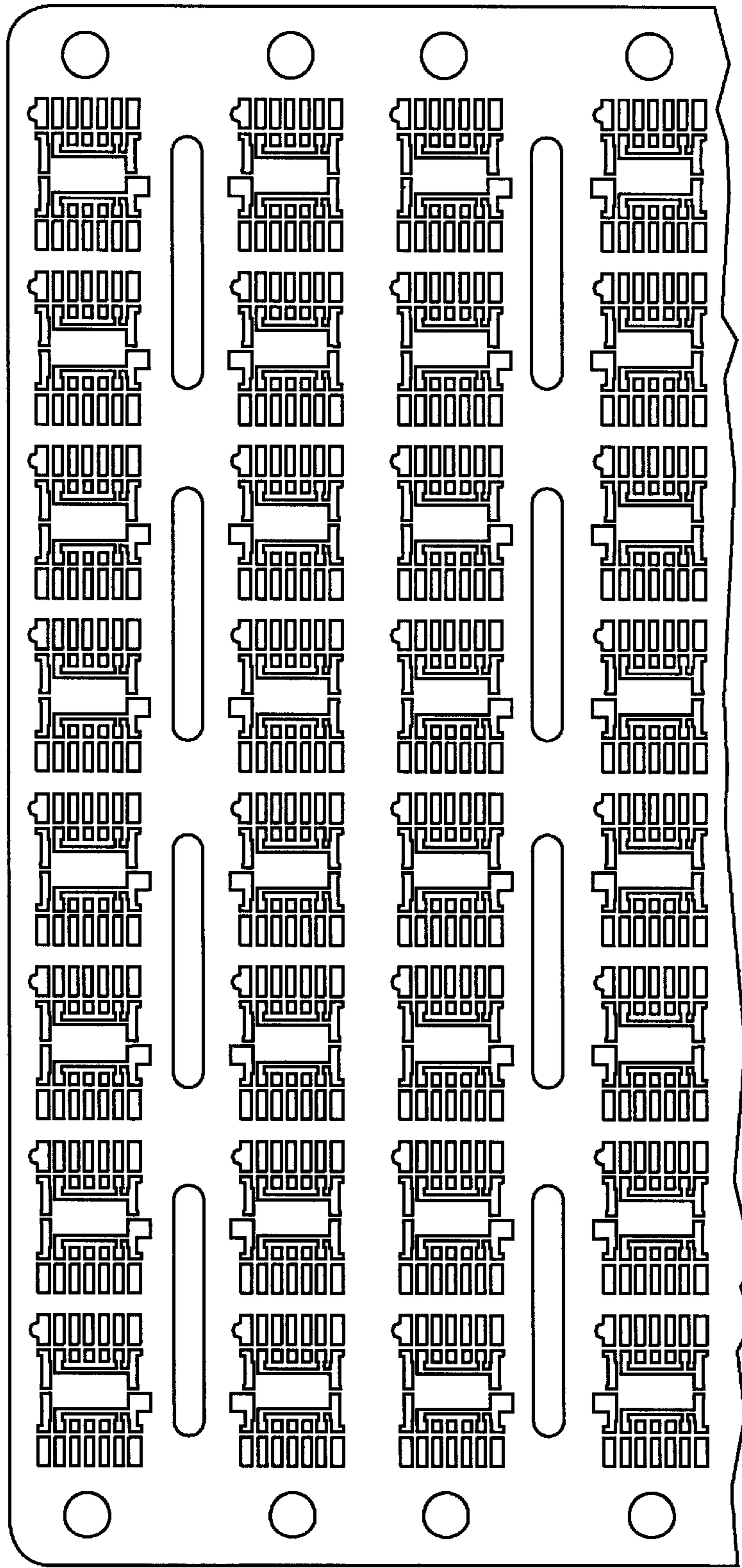


FIG. 1

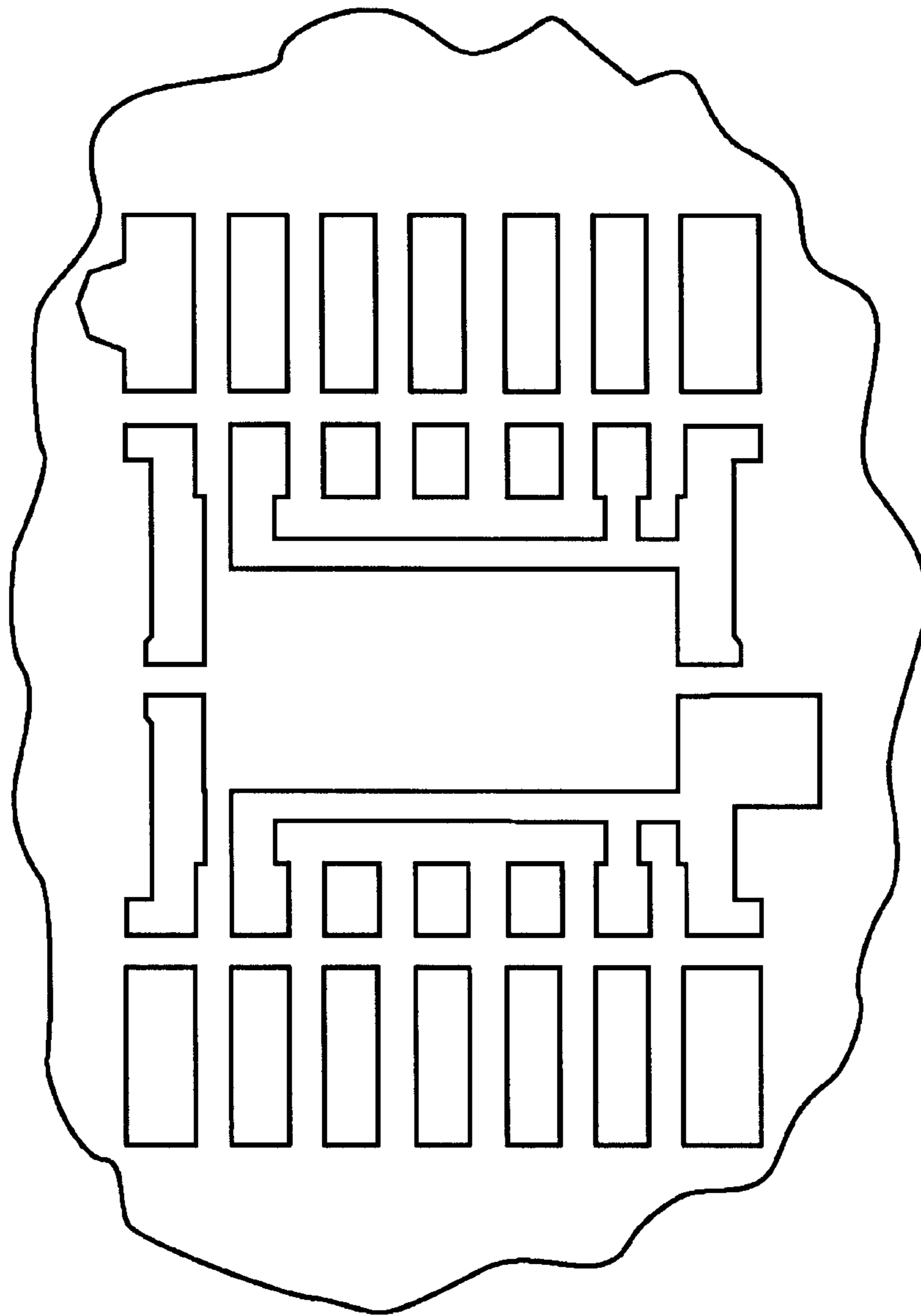


FIG. 2

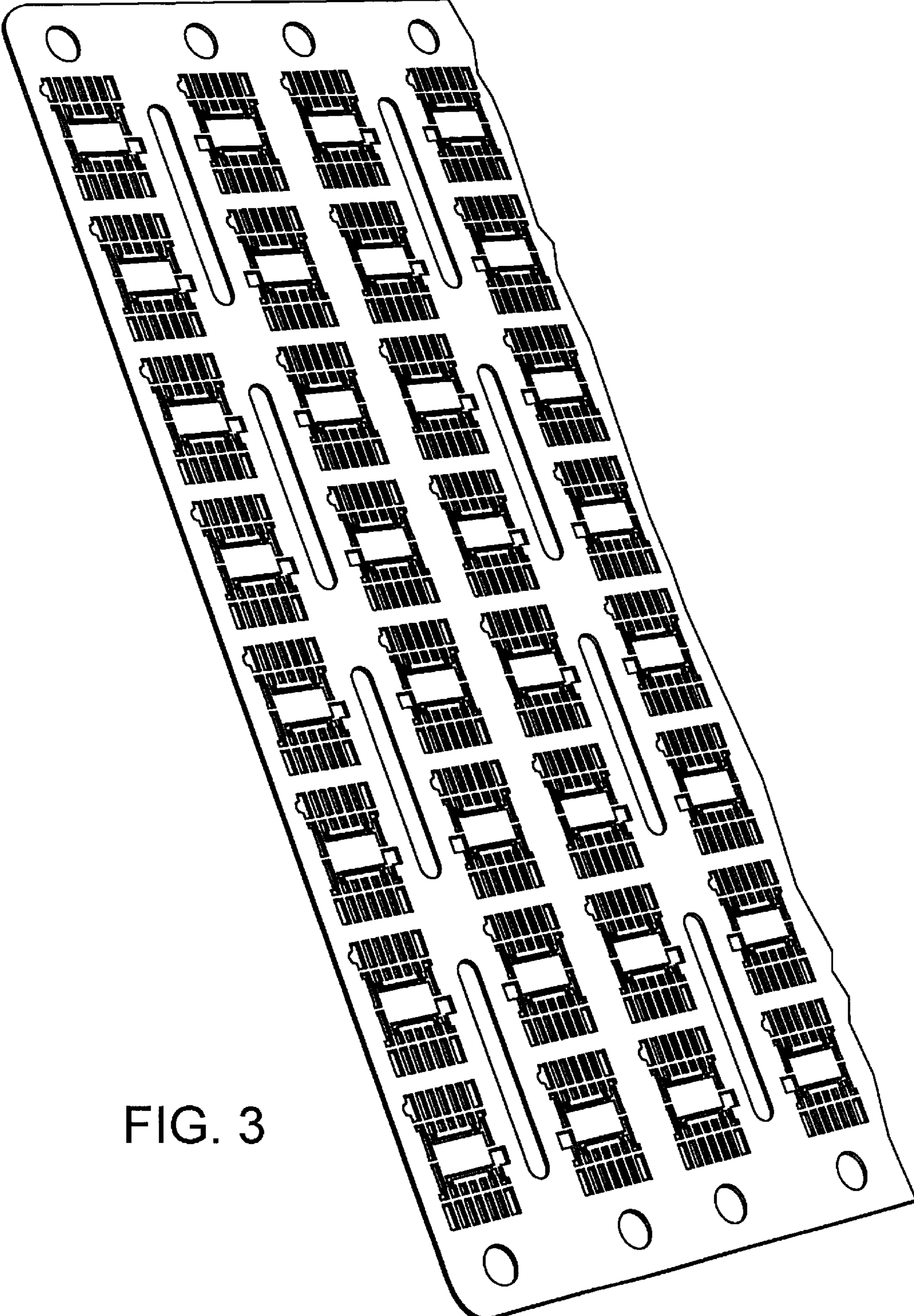


FIG. 3