

US00D491886S1

(12) **United States Design Patent**  
**Welbes**

(10) **Patent No.:** **US D491,886 S**  
(45) **Date of Patent:** **\*\* Jun. 22, 2004**

(54) **TIRE TREAD**

Toyo Proxes T1S Tire, Tire Review Magazine, Mar. 2001, p. 39.\*

(75) Inventor: **Paul Welbes**, Schrondweiler (LU)

\* cited by examiner

(73) Assignee: **The Goodyear Tire & Rubber Company**, Akron, OH (US)

(\*\*) Term: **14 Years**

*Primary Examiner*—Robert M. Spear  
(74) *Attorney, Agent, or Firm*—David L. King; Richard B. O’Planick

(21) Appl. No.: **29/189,842**

(22) Filed: **Sep. 11, 2003**

(57) **CLAIM**

(51) **LOC (7) Cl.** ..... **12-15**

The ornamental Design for a tire tread, as shown and described.

(52) **U.S. Cl.** ..... **D12/563**

(58) **Field of Search** ..... D12/546, 551–558,  
D12/563–565, 567, 579, 581, 586–590,  
599, 600–603, 900; 152/209.1–209.28

**DESCRIPTION**

(56) **References Cited**

FIG. 1 is a perspective view of a tire tread showing my new design, it being understood that the pattern repeats uniformly throughout the circumference of the tread;

**U.S. PATENT DOCUMENTS**

FIG. 2 is a front elevational view thereof;

D354,261 S	*	1/1995	Graas	.....	D12/566
5,725,700 A	*	3/1998	Ichiki	.....	152/209.18
D450,033 S	*	11/2001	Graas et al.	.....	D12/563
D455,393 S	*	4/2002	Ratliff, Jr.	.....	D12/546
D462,313 S	*	9/2002	Maxwell	.....	D12/546
D469,055 S	*	1/2003	Johenning et al.	.....	D12/563
D470,100 S	*	2/2003	Johenning et al.	.....	D12/563
D471,152 S	*	3/2003	Graas et al.	.....	D12/563
D475,009 S	*	5/2003	Ochi	.....	D12/600
6,601,624 B2	*	8/2003	Ratliff, Jr.	.....	152/209.19

FIG. 3 is a right side elevational view thereof; the opposite side elevational view being a mirror image thereof; and,

**OTHER PUBLICATIONS**

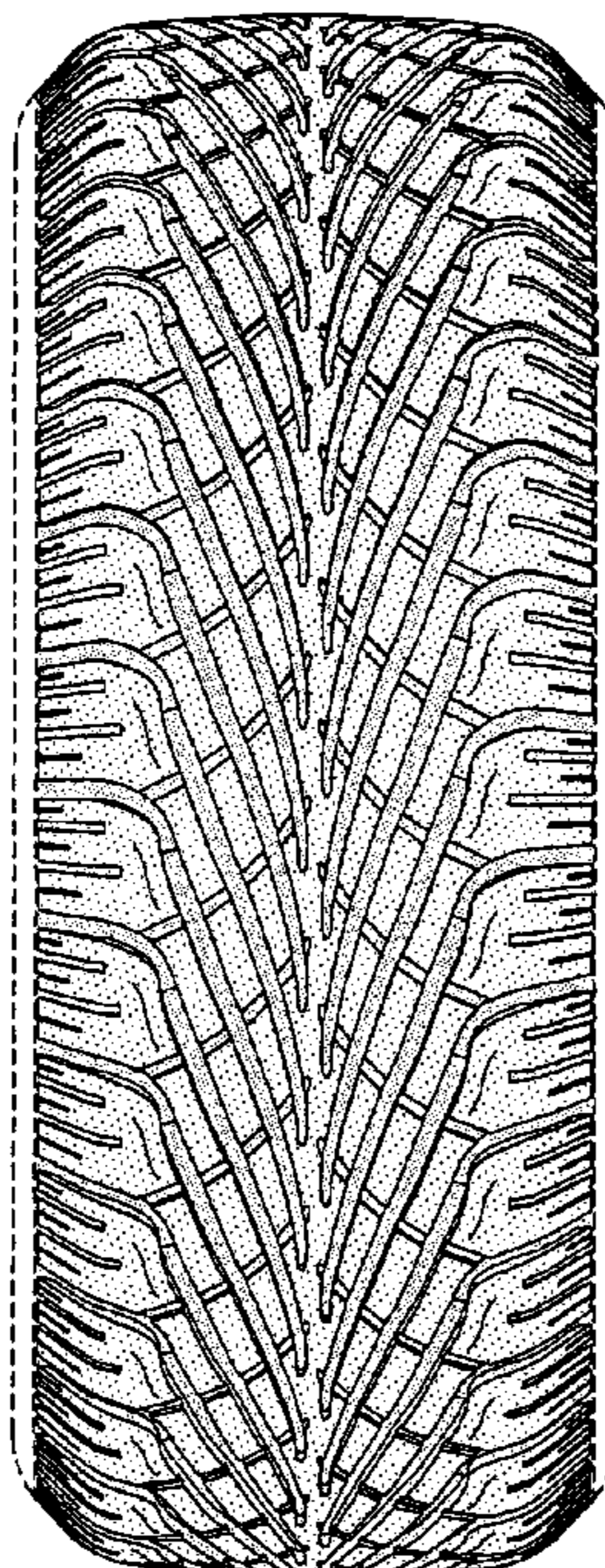
Bridgestone Potenza S-02 Tire, 2002 Tread Design Guide, Jan. 2002, p. 17. 4/1.\*

FIG. 4 is an enlarged fragmentary front elevational view thereof.

Goodyear Eagle F1 GSD2 Tire, 2002 Tread Design Guide, Jan. 2002, p. 34. 2/4.\*

In the drawings, the broken lines defining the sidewall, inner bead and the peripheral boundary between the tire tread and the sidewall are for illustrative purposes only and form no part of the claimed design.

**1 Claim, 4 Drawing Sheets**





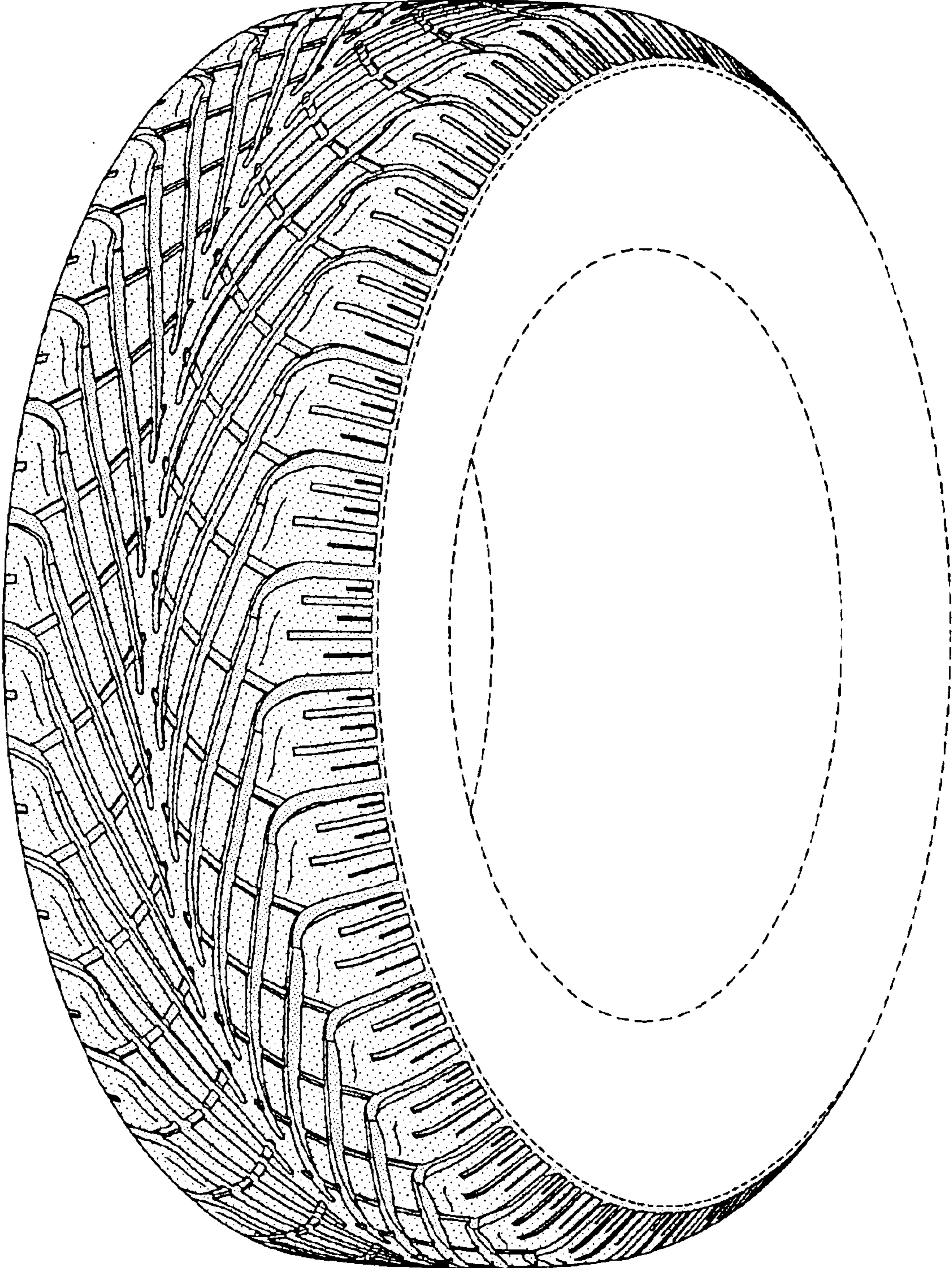


FIG-1



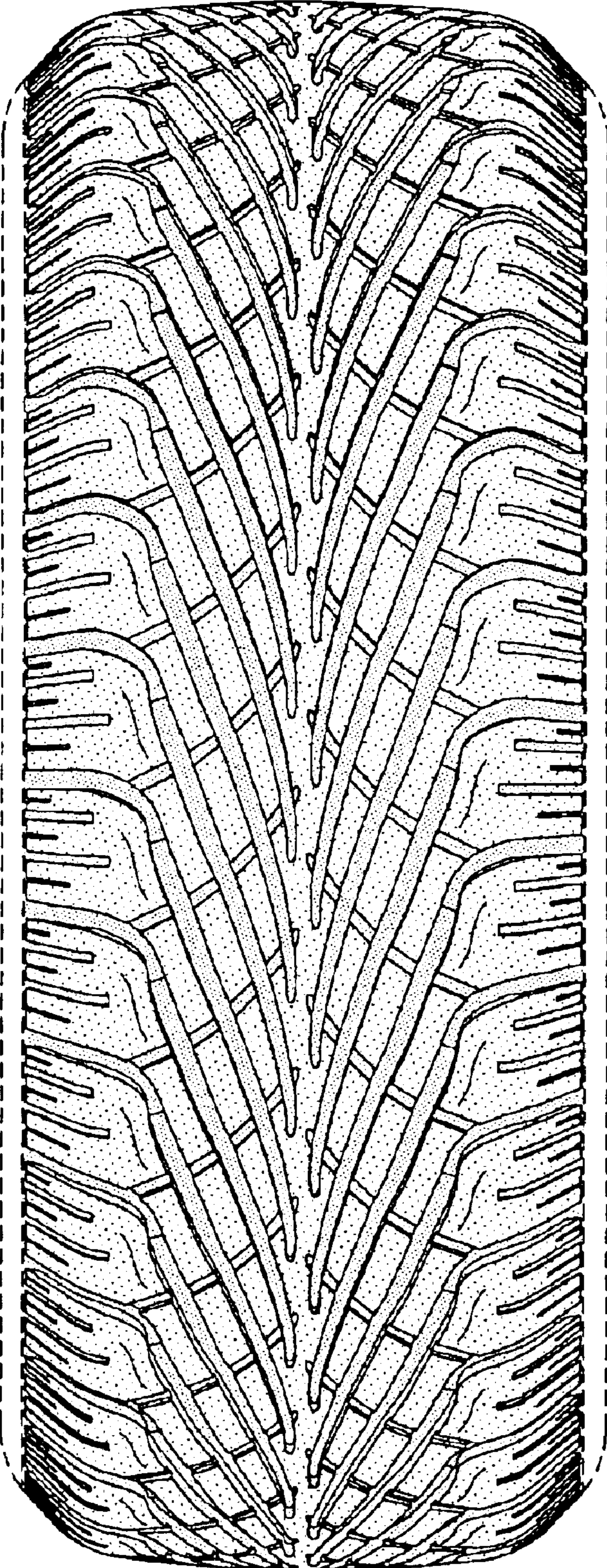


FIG-2

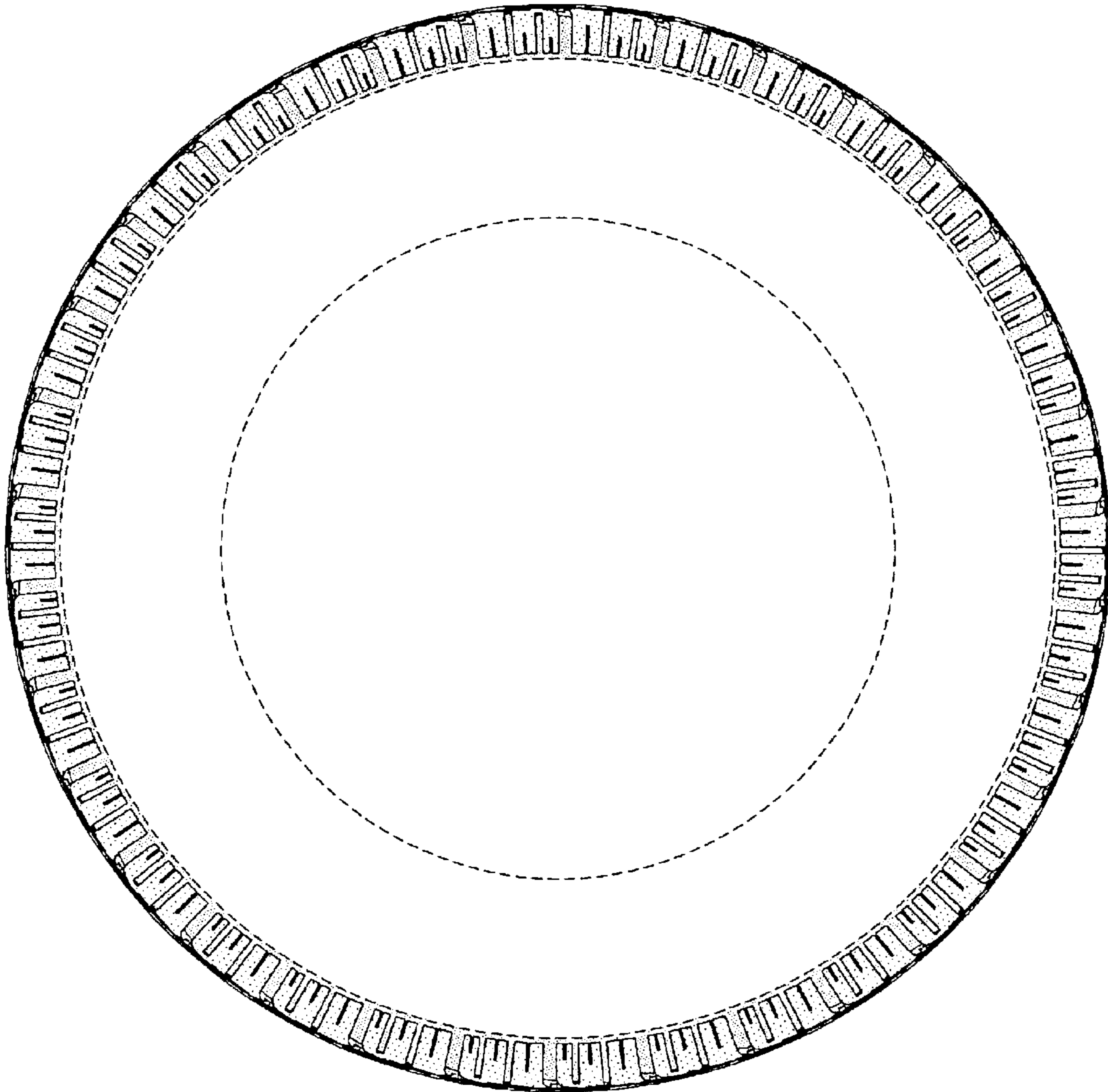


FIG-3



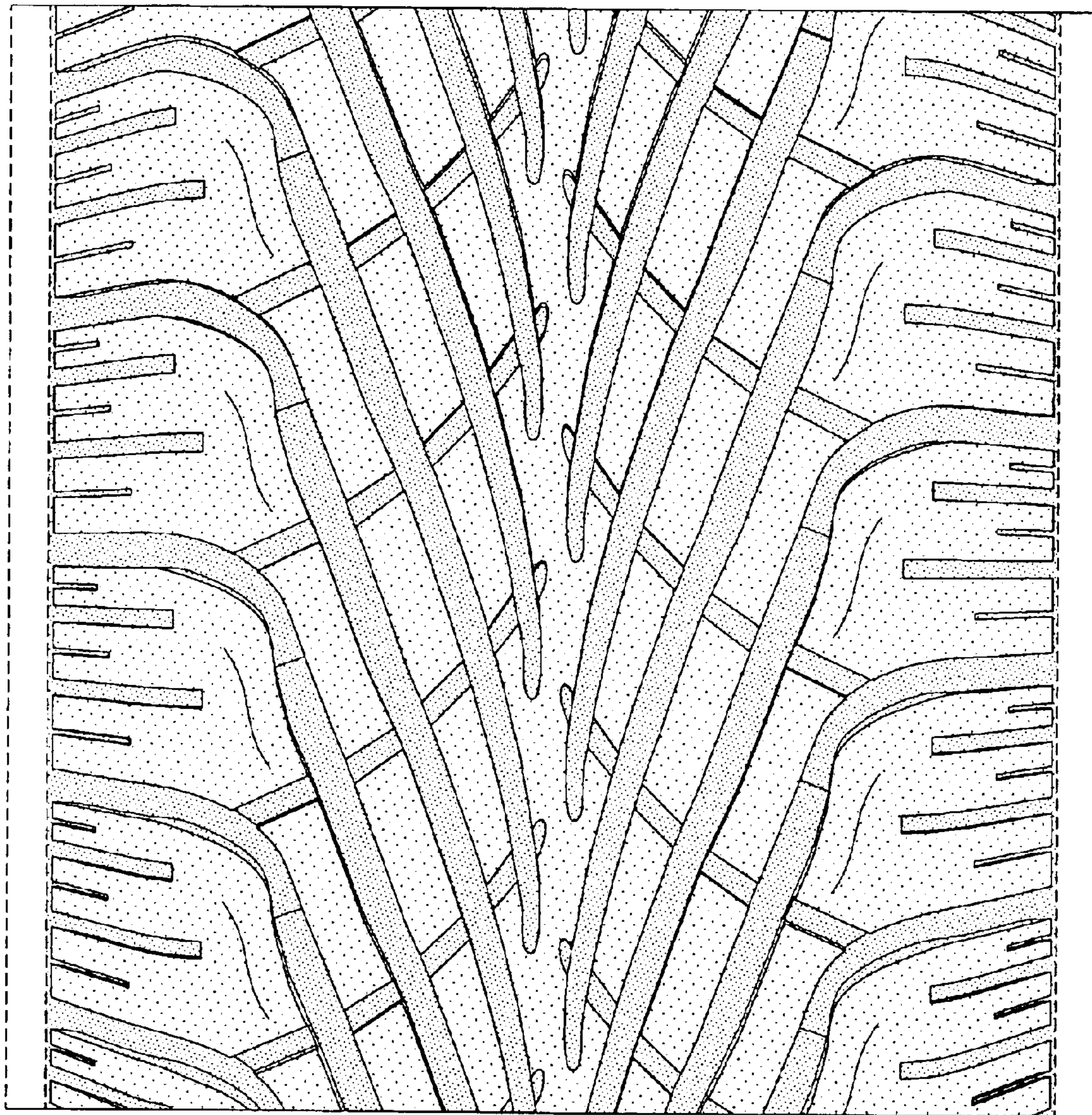


FIG-4