

US00D491884S1

(12) **United States Design Patent**  
**Abe**

(10) **Patent No.:** **US D491,884 S**  
(45) **Date of Patent:** **\*\* Jun. 22, 2004**

(54) **TIRE TREAD**

(75) Inventor: **Osamu Abe**, Hyogo (JP)

(73) Assignee: **The Goodyear Tire & Rubber Company**, Akron, OH (US)

(\*\*) Term: **14 Years**

(21) Appl. No.: **29/191,187**

(22) Filed: **Oct. 2, 2003**

(30) **Foreign Application Priority Data**

Apr. 11, 2003 (JP) ..... 2003-010257

(51) **LOC (7) Cl.** ..... **12-15**

(52) **U.S. Cl.** ..... **D12/556**

(58) **Field of Search** ..... D12/546, 551-556,  
D12/563-565, 567, 579, 581, 586-590,  
599, 600-603, 900; 152/209.1-209.28

(56) **References Cited**

**U.S. PATENT DOCUMENTS**

D389,791 S \* 1/1998 Himuro ..... D12/556  
D461,763 S \* 8/2002 Kuramochi et al. .... D12/556  
D484,846 S \* 1/2004 Graas ..... D12/551

**FOREIGN PATENT DOCUMENTS**

JP 745371-2 4/1992

**OTHER PUBLICATIONS**

Falken FK-451 Tire, 2002 Tread Design Guide, Jan. 2002,  
p. 29. 1/3.\*

Hankook Radial H704 Tire, 2002 Tread Design Guide, Jan.  
2002, p. 37. 3/2.\*

\* cited by examiner

*Primary Examiner*—Robert M. Spear

(74) *Attorney, Agent, or Firm*—David L. King; Richard B. O’Planick

(57) **CLAIM**

The ornamental Design for a tire tread, as shown and described.

**DESCRIPTION**

FIG. 1 is a perspective view of a tire tread showing my new design, it being understood that the pattern repeats uniformly throughout the circumference of the tread;

FIG. 2 is a front elevational view thereof;

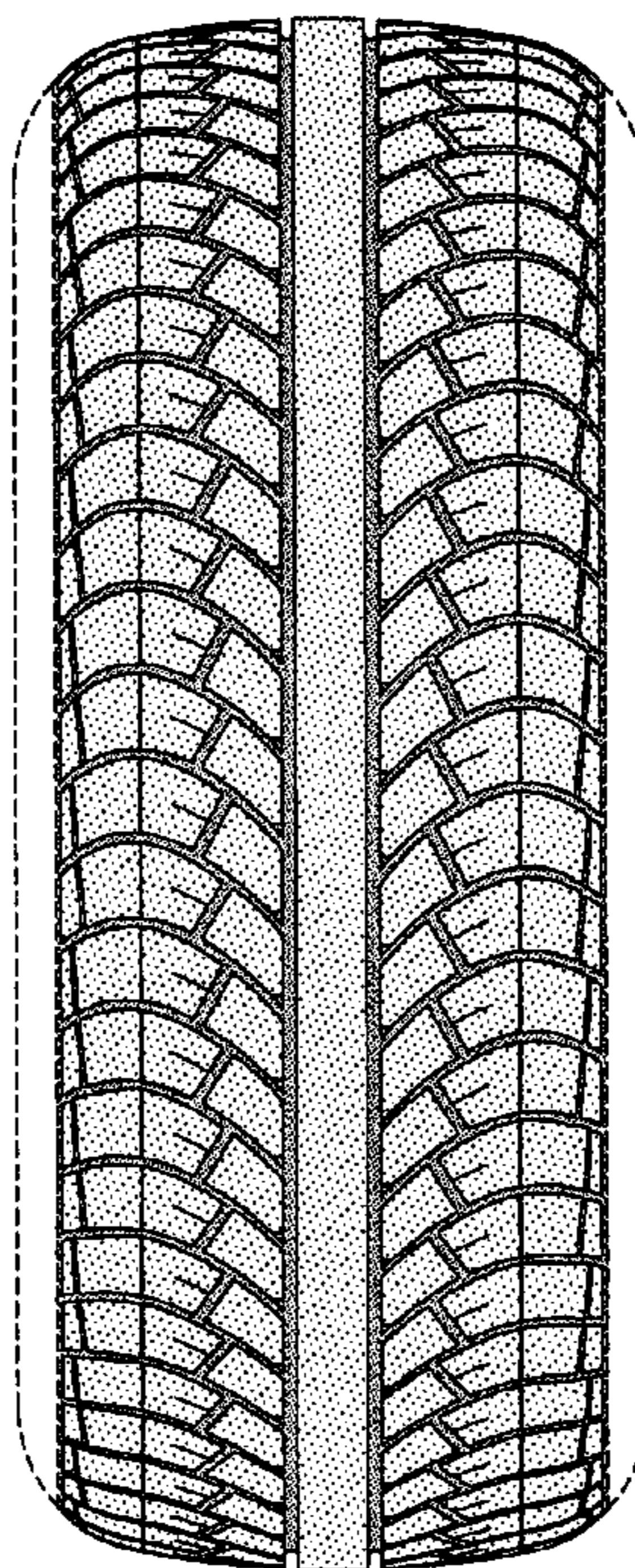
FIG. 3 is a right side elevational view thereof; the opposite side elevational view being a mirror image thereof; and,

FIG. 4 is an enlarged fragmentary front elevational view thereof.

In the drawings, the broken lines defining the sidewall, inner bead and the peripheral boundary between the tire tread and the sidewall are for illustrative purposes only and form no part of the claimed design.

The dark stippled surface shading represents the recessed portion of the tread grooves having a depth as best shown in FIG. 2.

**1 Claim, 4 Drawing Sheets**



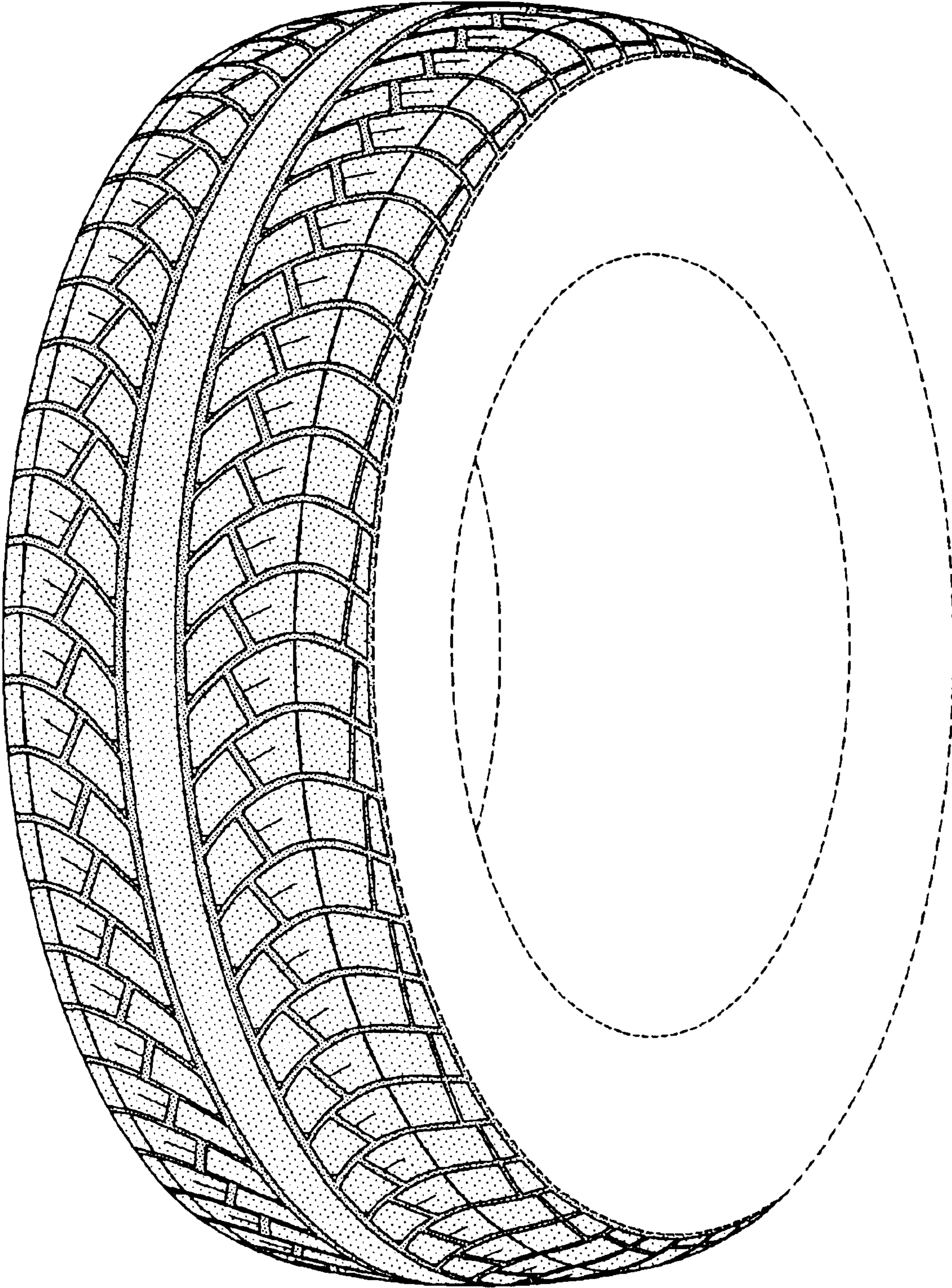


FIG-1

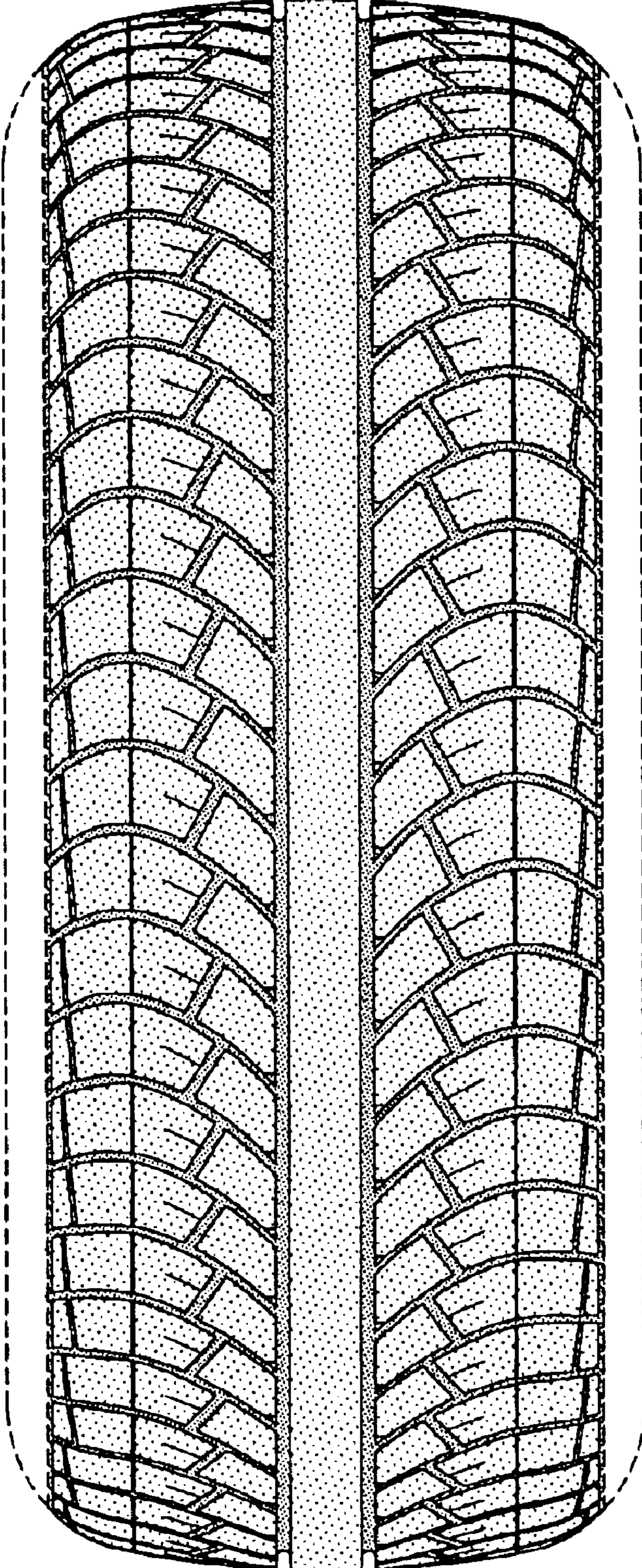


FIG-2

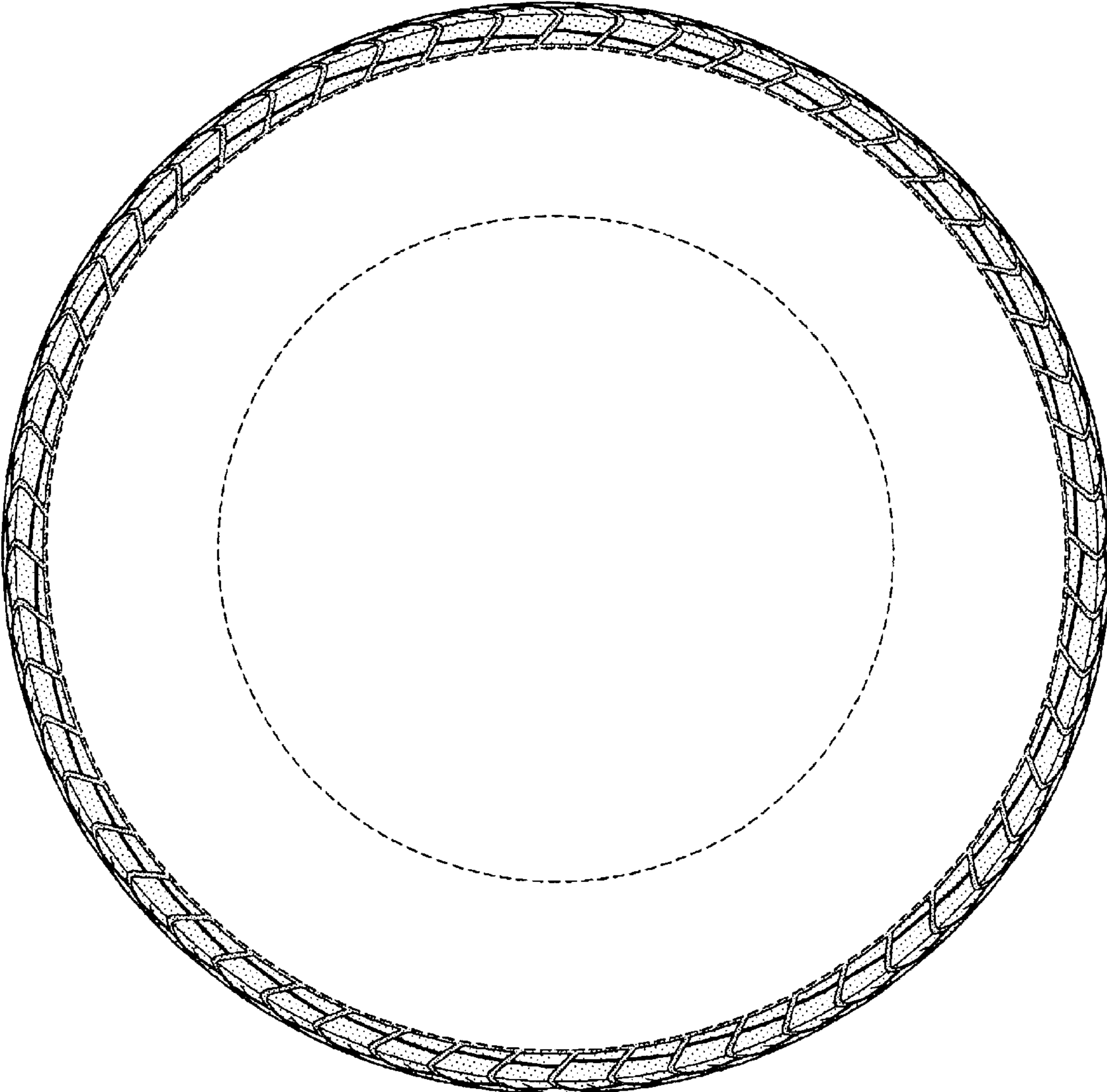


FIG-3

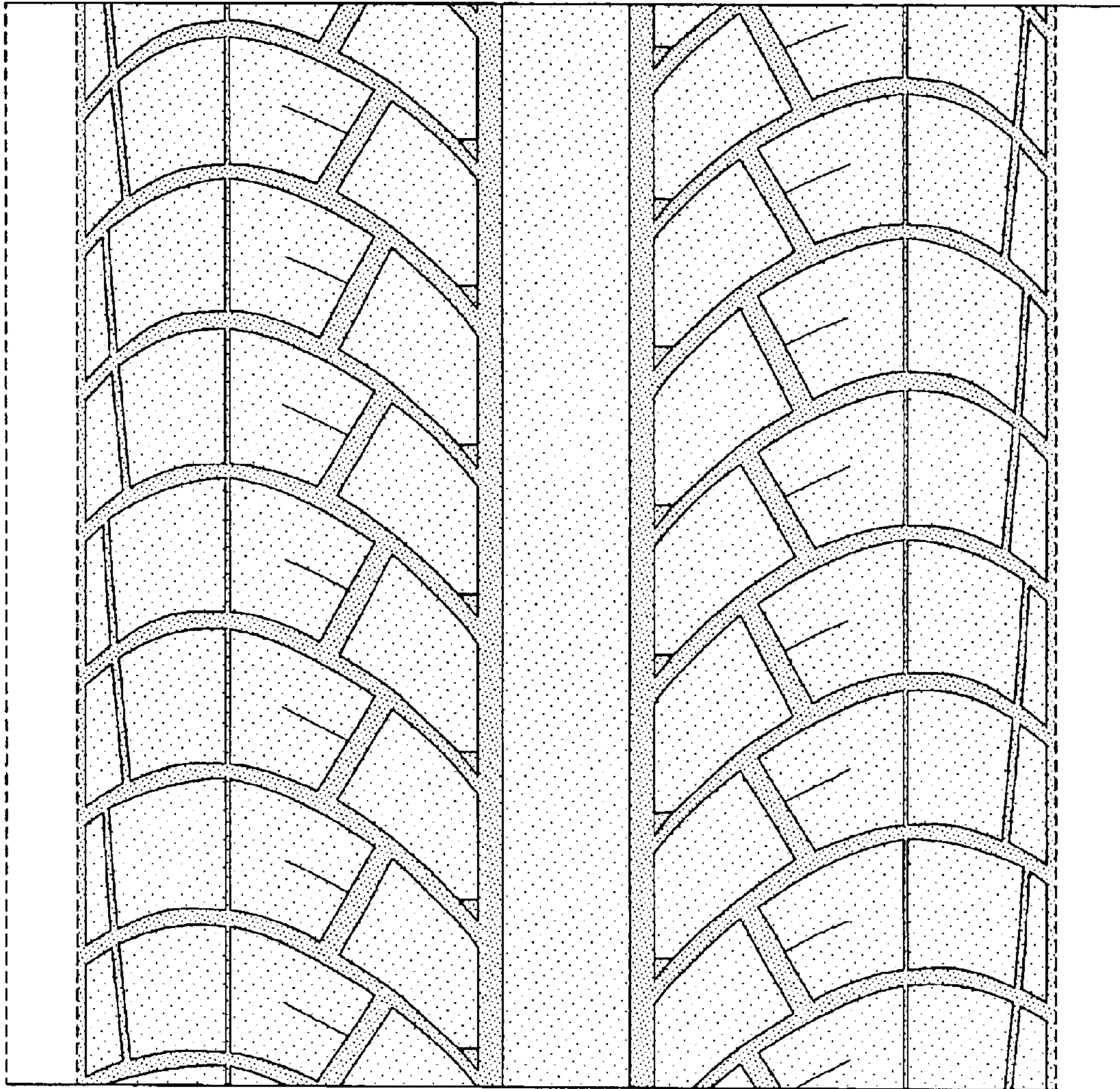


FIG-4