

US00D491883S1

(12) **United States Design Patent** (10) **Patent No.:** **US D491,883 S**  
**Landers et al.** (45) **Date of Patent:** **\*\* Jun. 22, 2004**

(54) **TIRE TREAD**

(75) Inventors: **Samuel Patrick Landers**, North Canton, OH (US); **Charles Kenneth Schmalix**, Canal Fulton, OH (US); **David Charles Poling**, Uniontown, OH (US); **Billy Joe Ratliff, Jr.**, Clinton, OH (US); **Robert Allen Losey**, Kent, OH (US)

(73) Assignee: **The Goodyear Tire & Rubber Company**, Akron, OH (US)

(\*\*) Term: **14 Years**

(21) Appl. No.: **29/185,145**

(22) Filed: **Jun. 23, 2003**

(51) **LOC (7) Cl.** ..... **12-15**

(52) **U.S. Cl.** ..... **D12/553**

(58) **Field of Search** ..... D12/546, 551-556, D12/563-565, 567, 579, 581, 586-590, 599, 600-603, 900; 152/209.1-209.28

(56) **References Cited**

**U.S. PATENT DOCUMENTS**

4,057,089 A	11/1977	Johannsen	152/209
4,667,717 A	5/1987	Graas	152/209
4,726,407 A	2/1988	Hayakawa et al.	152/209
5,152,854 A	10/1992	Matsumoto	152/209
D354,261 S	* 1/1995	Graas	D12/566
D358,793 S	5/1995	Himuro et al.	D12/151
5,421,391 A	6/1995	Himuro	152/209
D366,020 S	1/1996	Himuro et al.	D12/149
5,609,699 A	3/1997	Himuro	152/209
5,707,461 A	1/1998	Himuro	152/209
5,725,700 A	* 3/1998	Ichiki	152/209.18
5,885,384 A	3/1999	Himuro	152/209
5,967,210 A	10/1999	Himuro	152/209
D416,836 S	11/1999	Himuro	D12/147
6,123,129 A	9/2000	Himuro	152/209.15
D432,057 S	10/2000	Himuro	D12/146
6,213,180 B1	4/2001	Himuro	152/209.15
D445,730 S	7/2001	Himuro	D12/147
D450,033 S	* 11/2001	Graas et al.	D12/563

D454,833 S	3/2002	Buresh et al.	D12/567
D455,393 S	* 4/2002	Ratliff, Jr.	D12/546
D462,313 S	* 9/2002	Maxwell	D12/546
D469,055 S	* 1/2003	Johanning et al.	D12/563
D470,100 S	* 2/2003	Johanning et al.	D12/563
6,520,230 B1	2/2003	Ratliff, Jr.	152/209.15
D471,152 S	* 3/2003	Graas et al.	D12/563
D475,009 S	* 5/2003	Ochi	D12/600
6,601,624 B2	* 8/2003	Ratliff, Jr.	152/209.19
2001/0017177 A1	8/2001	Himuro	
2002/0062892 A1	5/2002	Himuro	

**OTHER PUBLICATIONS**

Bridgestone Potenza S-02 Tire, 2002 Tread Design Guide, Jan. 2002, p. 17. 4/1.\*

Goodyear Eagle F1 GSD2 Tire, 2002 Tread Design Guide, Jan. 2002, p. 34. 2/4.\*

Toyo Proxes T1S Tire, Tire Review Magazine, Mar. 2001, p. 39.\*

\* cited by examiner

*Primary Examiner*—Robert M. Spear

(74) *Attorney, Agent, or Firm*—David L. King; Richard B. O'Planick

(57) **CLAIM**

The ornamental Design for a tire tread, as shown and described.

**DESCRIPTION**

FIG. 1 is a perspective view of a tire tread showing our new design, it being understood that the pattern repeats uniformly throughout the circumference of the tread;


FIG. 2 is a front elevational view thereof;

FIG. 3 is a right side elevational view thereof; the opposite side elevational view being a mirror image thereof; and,

FIG. 4 is an enlarged fragmentary front elevational view thereof.

In the drawings, the broken lines defining the sidewall, inner bead and the peripheral boundary between the tire tread and the sidewall are for illustrative purposes only and form no part of the claimed design.

**1 Claim, 4 Drawing Sheets**



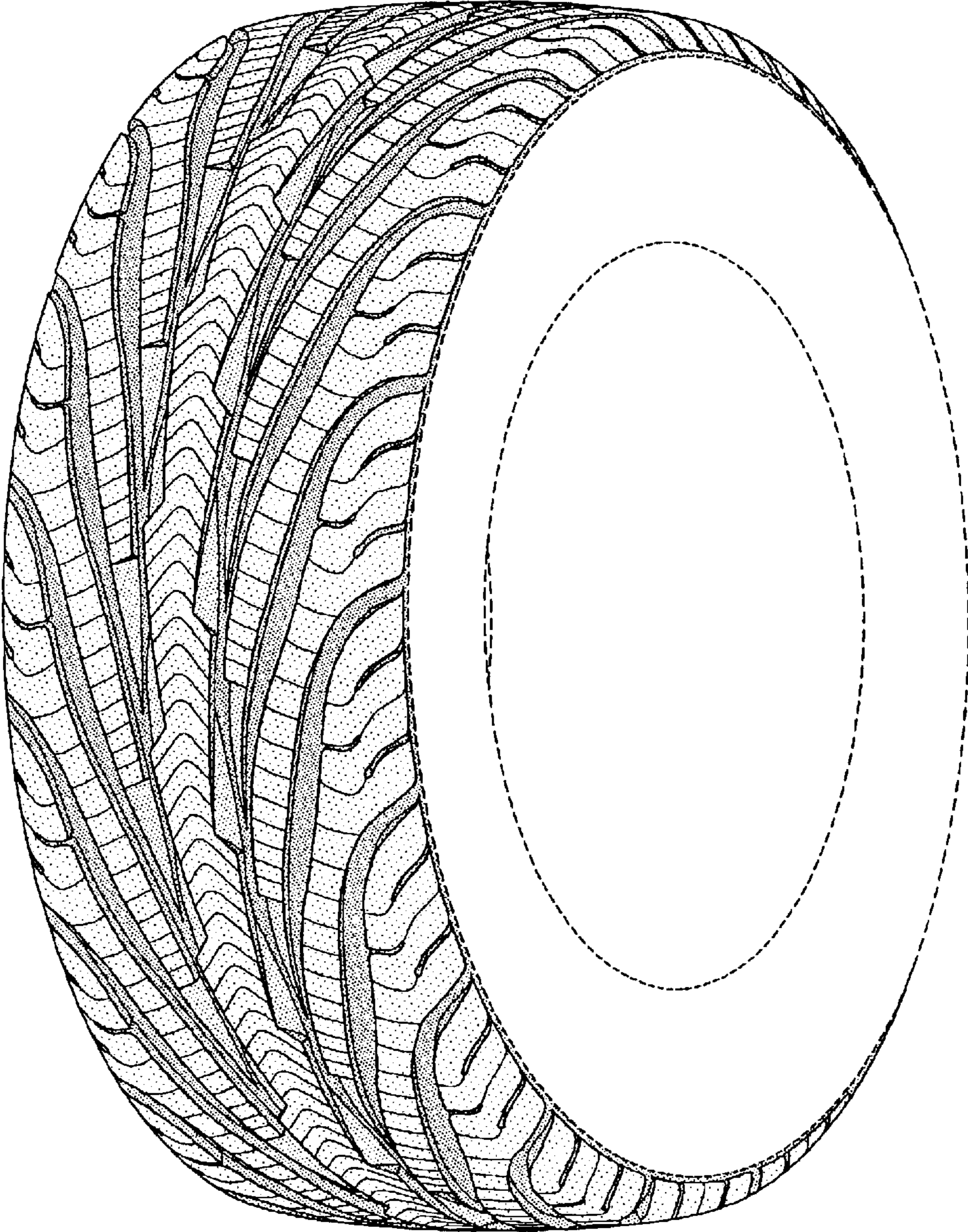


FIG-1

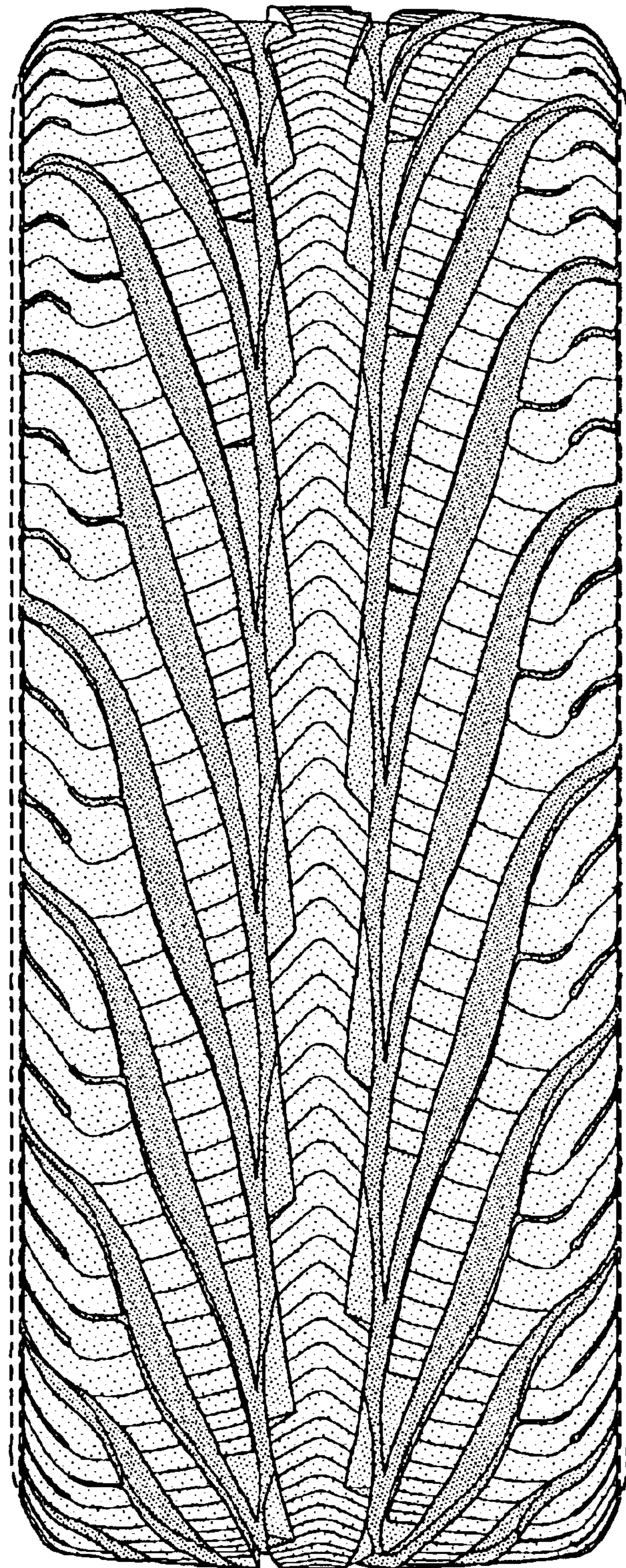


FIG-2

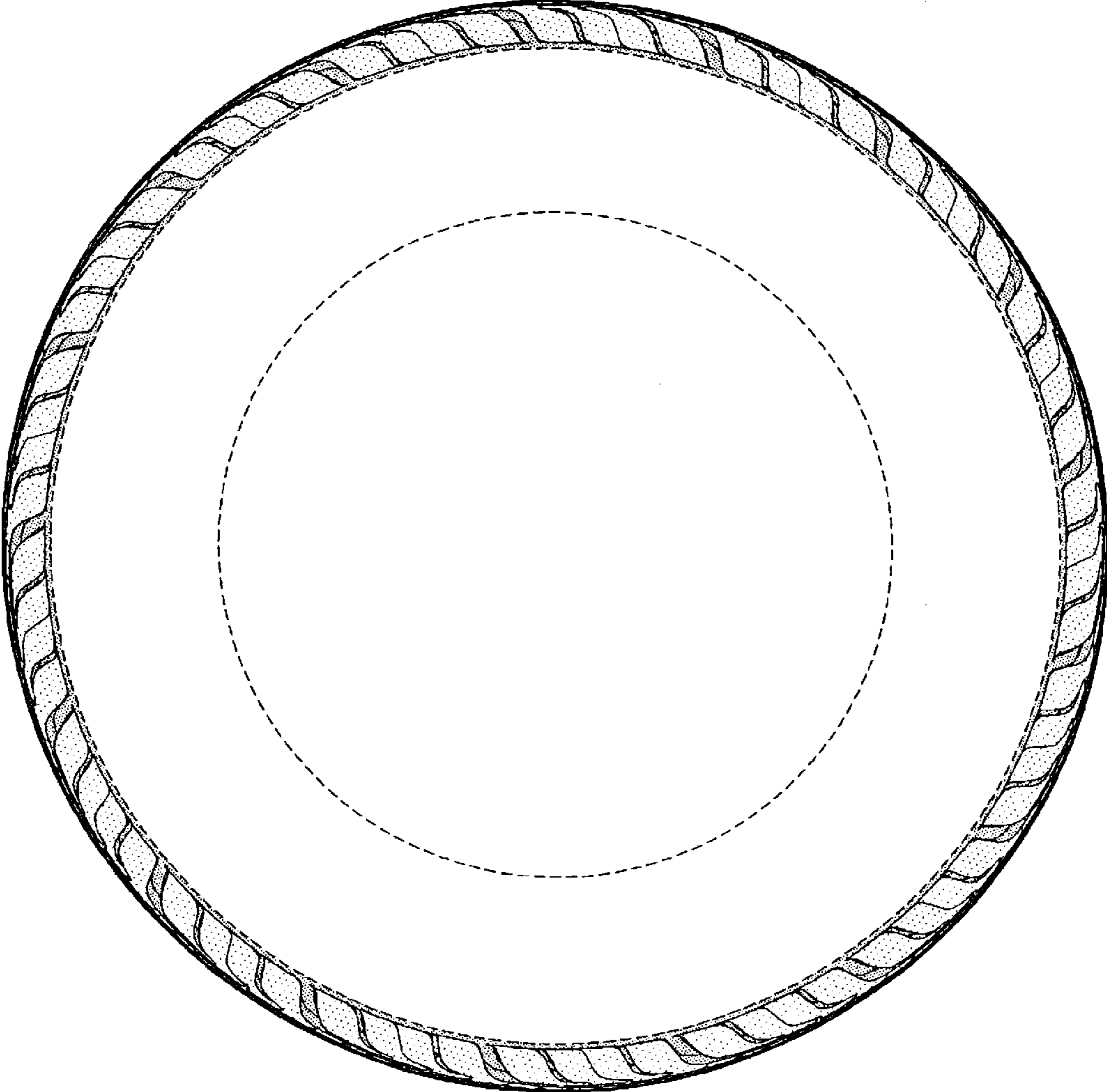


FIG-3

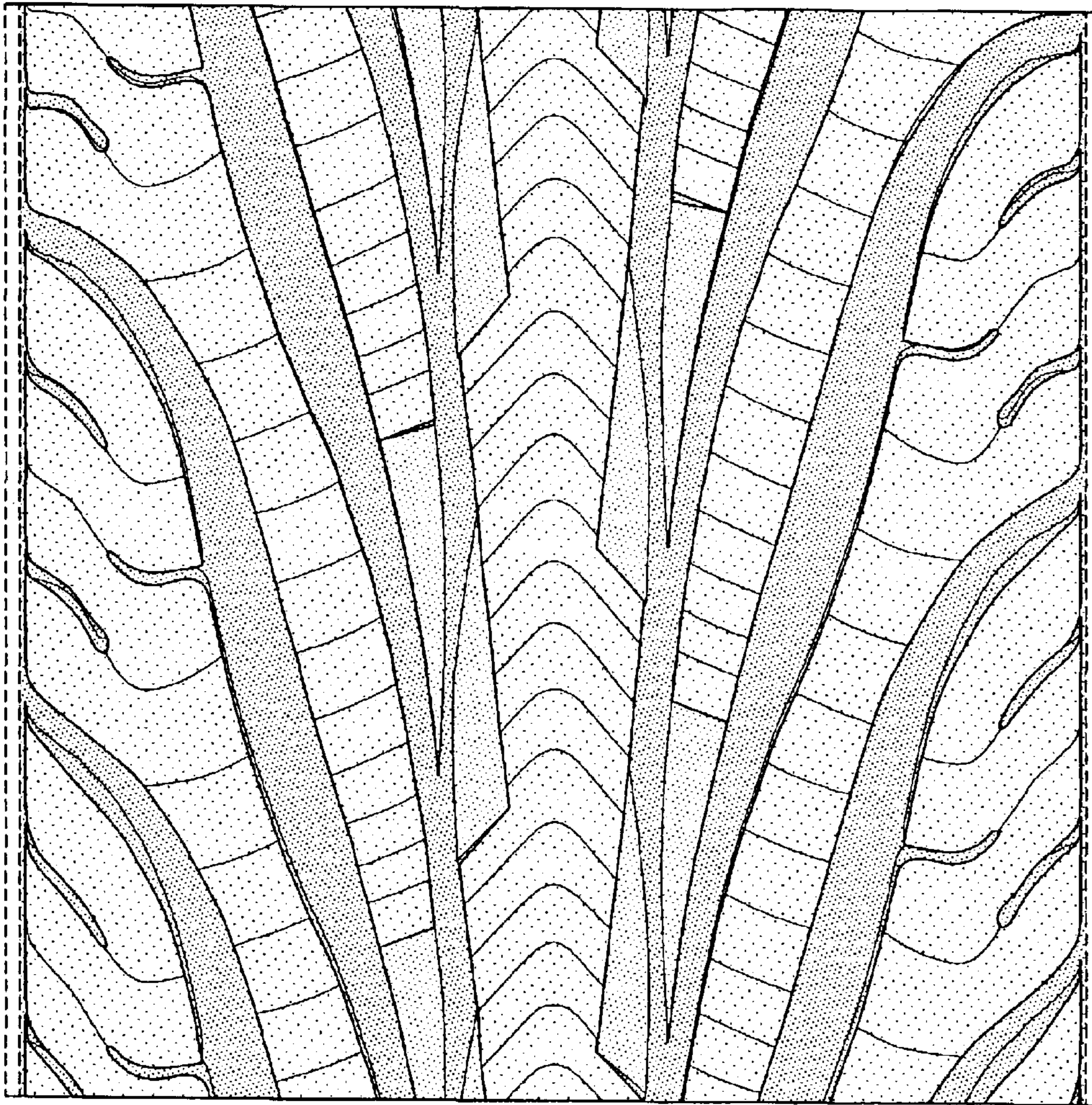


FIG-4