

US00D491861S1

(12) **United States Design Patent** (10) **Patent No.:** **US D491,861 S**
Nakamura et al. (45) **Date of Patent:** **** Jun. 22, 2004**

(54) **FRONT PORTION OF AUTOMOBILE**

(75) Inventors: **Machio Nakamura**, Aichi-ken (JP);
Kenji Kido, Aichi-ken (JP); **Naoki Hamajima**, Aichi-ken (JP)

(73) Assignee: **Toyota Jidosha Kabushiki Kaisha**,
Aichi-ken (JP)

(**) Term: **14 Years**

(21) Appl. No.: **29/182,051**

(22) Filed: **May 20, 2003**

(51) **LOC (7) Cl.** **12-16**

(52) **U.S. Cl.** **D12/196; D12/164**

(58) **Field of Search** **D12/90-92, 86,**
D12/164; 296/185

(56) **References Cited**

U.S. PATENT DOCUMENTS

- D385,245 S * 10/1997 Gallitzendoerfer et al. D12/196
- D421,934 S * 3/2000 Hunter et al. D12/92
- D473,824 S * 4/2003 Mori D12/92
- D476,602 S * 7/2003 Yanada et al. D12/92

OTHER PUBLICATIONS

Brochure of CELSIOR, "SELSIOR," (Mfg.—Toyota Jidosha Kabushiki Kaisha), Aug. 2001.

Automotive Guidebook of Japan, vol. 46, "SELSIOR," (Mfg.—Toyota Jidosha Kabushiki Kaisha), Oct. 20, 1999.

Imported Cars Guide Book 2001, MERCEDES BENZ S 600L, (Mfg. Mercedes-Benz), Nov. 17, 2000, p. 138.

* cited by examiner

Primary Examiner—Melody N. Brown

(74) *Attorney, Agent, or Firm*—Finnegan, Henderson, Farabow, Garrett & Dunner, LLP

(57) **CLAIM**

The ornamental design for a front portion of automobile, as shown and described.

DESCRIPTION

FIG. 1 is a left-front, perspective view of a front portion of automobile of our new design;


FIG. 2 is a left-rear, perspective view of our new design;

FIG. 3 is a front view of our new design;

FIG. 4 is a left-side view of our new design; and,

FIG. 5 is a top view of our new design.

1 Claim, 1 Drawing Sheet






FIG. 1



FIG. 2




FIG. 3



FIG. 4




FIG. 5

UNITED STATES PATENT AND TRADEMARK OFFICE
CERTIFICATE OF CORRECTION

PATENT NO. : Des. 491,861 S
APPLICATION NO. : 29/182051
DATED : June 22, 2004
INVENTOR(S) : Nakamura et al.

Page 1 of 3

It is certified that error appears in the above-identified patent and that said Letters Patent is hereby corrected as shown below:

Please Delete Title Page Showing Illustrative figure, should be deleted and substitute therefor the attached Title page.

Delete drawings sheet 1 and substitute therefor the drawing sheet consisting of FIGS 1-3 as shown on the attached pages.

Signed and Sealed this

Eleventh Day of November, 2008

A handwritten signature in black ink that reads "Jon W. Dudas". The signature is written in a cursive style with a large, looped initial "J".

JON W. DUDAS

Director of the United States Patent and Trademark Office

(12) **United States Design Patent** (10) Patent No.: **US D491,861 S**
 Nakamura et al. (45) Date of Patent: **** Jun. 22, 2004**

(54) **FRONT PORTION OF AUTOMOBILE**

(75) Inventors: **Machio Nakamura, Aichi-ken (JP); Kenji Kido, Aichi-ken (JP); Naoki Hamajima, Aichi-ken (JP)**

(73) Assignee: **Toyota Jidosha Kabushiki Kaisha, Aichi-ken (JP)**

(**) Term: **14 Years**

(21) Appl. No.: **29/182,051**

(22) Filed: **May 20, 2003**

(51) LOC (7) CL **I2-16**

(52) U.S. CL **D12/196; D12/164**

(58) Field of Search **D12/90-92, 86, D12/164; 296/185**

(56) **References Cited**

U.S. PATENT DOCUMENTS

- D385,245 S * 10/1997 Gallitzendoerfer et al. D12/196
- D421,934 S * 3/2000 Hunter et al. D12/92
- D473,824 S * 4/2003 Mori D12/92
- D476,602 S * 7/2003 Yasuda et al. D12/92

OTHER PUBLICATIONS

Brochure of CELSIOR, "SELSIOR," (Mfg.—Toyota Jidosha Kabushiki Kaisha), Aug. 2001.
 Automotive Guidebook of Japan, vol. 46, "CELSIOR," (Mfg.—Toyota Jidosha Kabushiki Kaisha), Oct. 20, 1999.
 Imported Cars Guide Book 2001, MERCEDES BENZ S 600L; (Mfg. Mercedes-Benz), Nov. 17, 2000, p. 138.

* cited by examiner

Primary Examiner—Melody N. Brown

(74) Attorney, Agent, or Firm—Finnegan, Henderson, Farabow, Garrett & Dunner, LLP

(57) **CLAIM**

The ornamental design for a front portion of automobile, as shown and described.

DESCRIPTION

FIG. 1 is a left-front, perspective view of a front portion of automobile of our new design;
 FIG. 2 is a left-rear, perspective view of our new design;
 FIG. 3 is a front view of our new design,
 FIG. 4 is a left-side view of our new design; and,
 FIG. 5 is a top view of our new design.

1 Claim, 1 Drawing Sheet






FIG. 1



FIG. 2




FIG. 3



FIG. 4



FIG. 5