



US00D491840S1

(12) **United States Design Patent**  
**Weiser et al.**

(10) **Patent No.: US D491,840 S**  
(45) **Date of Patent: \*\* Jun. 22, 2004**

(54) **STORK GARDEN NOVELTY**  
(75) Inventors: **Isaac Weiser**, Tarzana, CA (US);  
**Margaret Weiser**, Tarzana, CA (US)  
(73) Assignee: **Exhart Environmental Systems, Inc.**,  
Chatsworth, CA (US)  
(\*\*) Term: **14 Years**

D131,617 S \* 3/1942 Jacoby ..... D9/317  
D147,378 S \* 8/1947 Rouse ..... D21/585  
D224,993 S \* 10/1972 Levine et al. .... D6/598  
D301,992 S \* 7/1989 Zumwalt ..... D11/158  
D313,666 S \* 1/1991 D'Alleva ..... D26/52  
D314,729 S \* 2/1991 Geary ..... D11/82  
5,613,317 A \* 3/1997 Ninegar ..... 43/3  
6,095,458 A \* 8/2000 Cripe ..... 244/153 R  
6,374,530 B1 \* 4/2002 Mierau ..... 43/3  
D465,249 S \* 11/2002 Weiser et al. .... D21/606

(21) Appl. No.: **29/187,921**  
(22) Filed: **Aug. 8, 2003**

\* cited by examiner

(51) **LOC (7) Cl.** ..... **11-02**  
(52) **U.S. Cl.** ..... **D11/162; D21/606; D21/607**  
(58) **Field of Search** ..... D21/576-661,  
D21/438, 439; D11/131, 157, 158, 162,  
164; D20/30; D22/119, 121, 125; D10/54,  
59; 446/34-68, 87, 97, 99, 102, 119, 169,  
176, 199, 201, 217, 220, 221-223, 226,  
236-238, 390, 391, 486, 487, 490, 268-385;  
73/170.01, 170.05; 40/411-413, 417-420;  
428/12, 15, 16, 542.2, 542.4, 542.6

*Primary Examiner*—Philip S. Hyder  
*Assistant Examiner*—C. Tuttle  
(74) *Attorney, Agent, or Firm*—Cislo & Thomas LLP

(56) **References Cited**

(57) **CLAIM**

**U.S. PATENT DOCUMENTS**

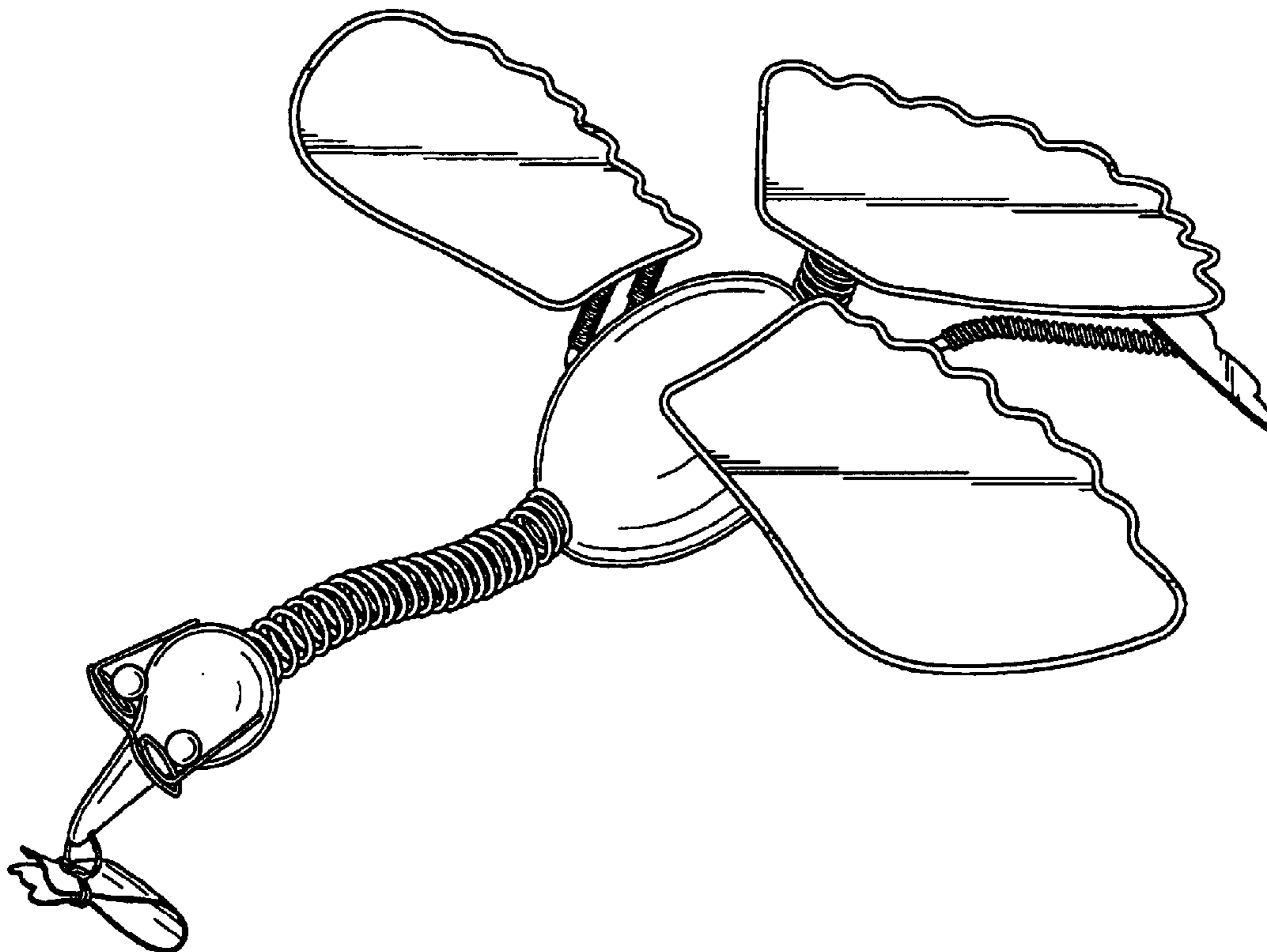
The ornamental design for a stork garden novelty, as shown and described herein.

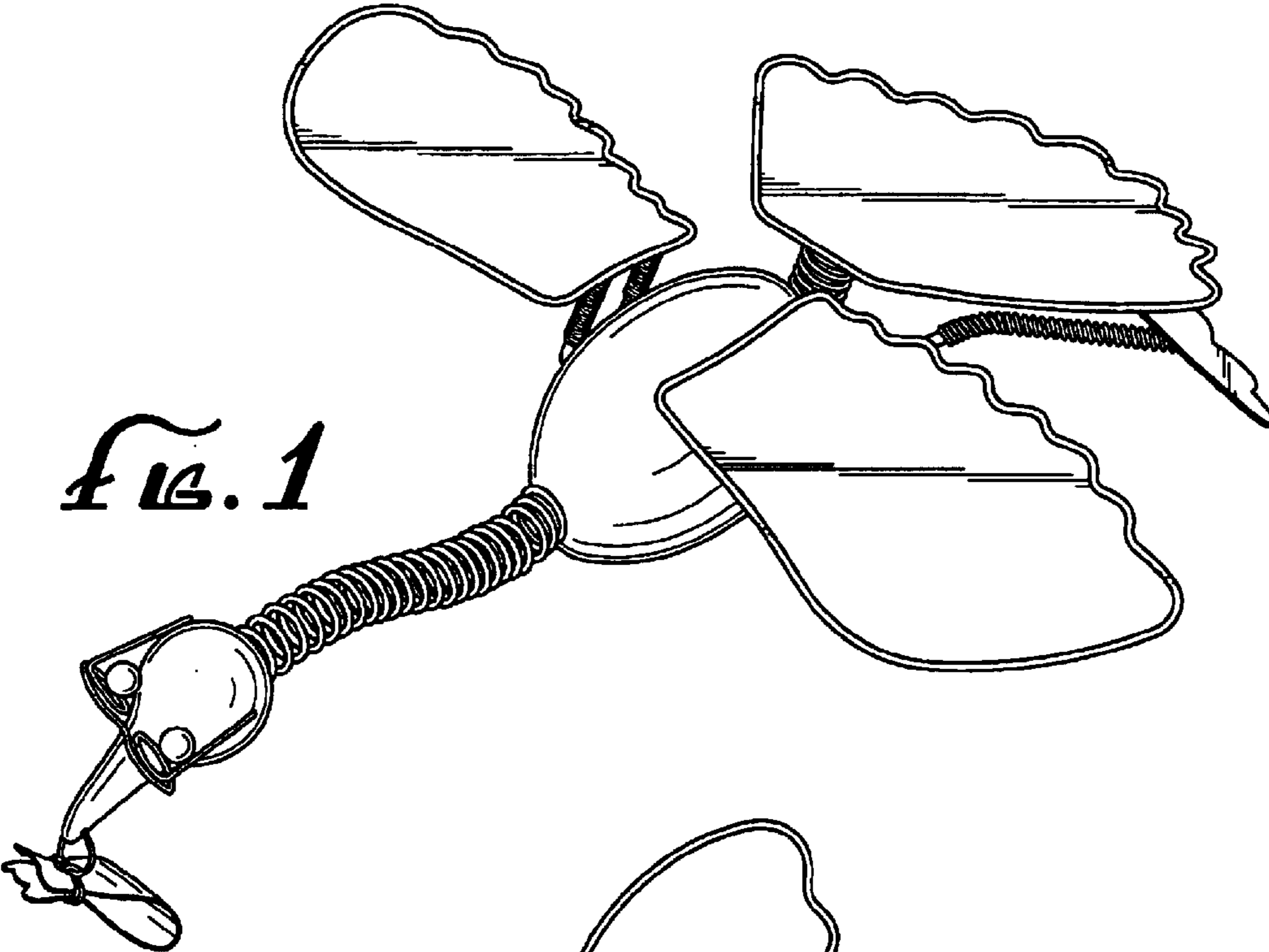
**DESCRIPTION**

1,591,661 A \* 7/1926 Dinsdale ..... 446/374  
1,601,983 A \* 10/1926 Savage ..... 446/362  
1,886,442 A \* 11/1932 Heinrich ..... 446/338

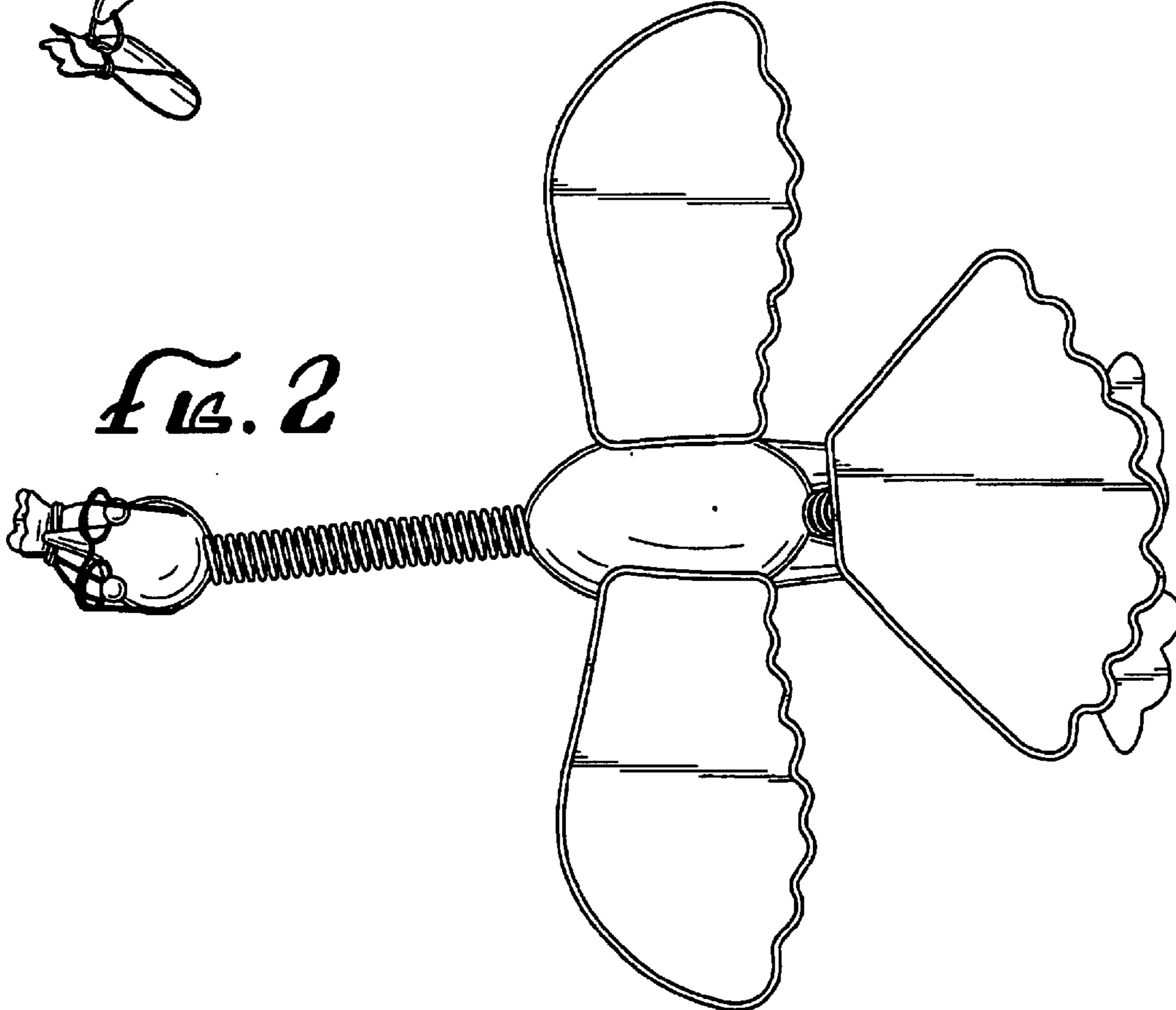
FIG. 1. Is a top front perspective view of our stork garden novelty;  
FIG. 2. Is a top plan view thereof;  
FIG. 3. Is a left side perspective view thereof;  
FIG. 4. Is a front perspective view thereof;  
FIG. 5. Is a rear perspective view thereof; and,  
FIG. 6. Is a bottom perspective view thereof.

**1 Claim, 3 Drawing Sheets**

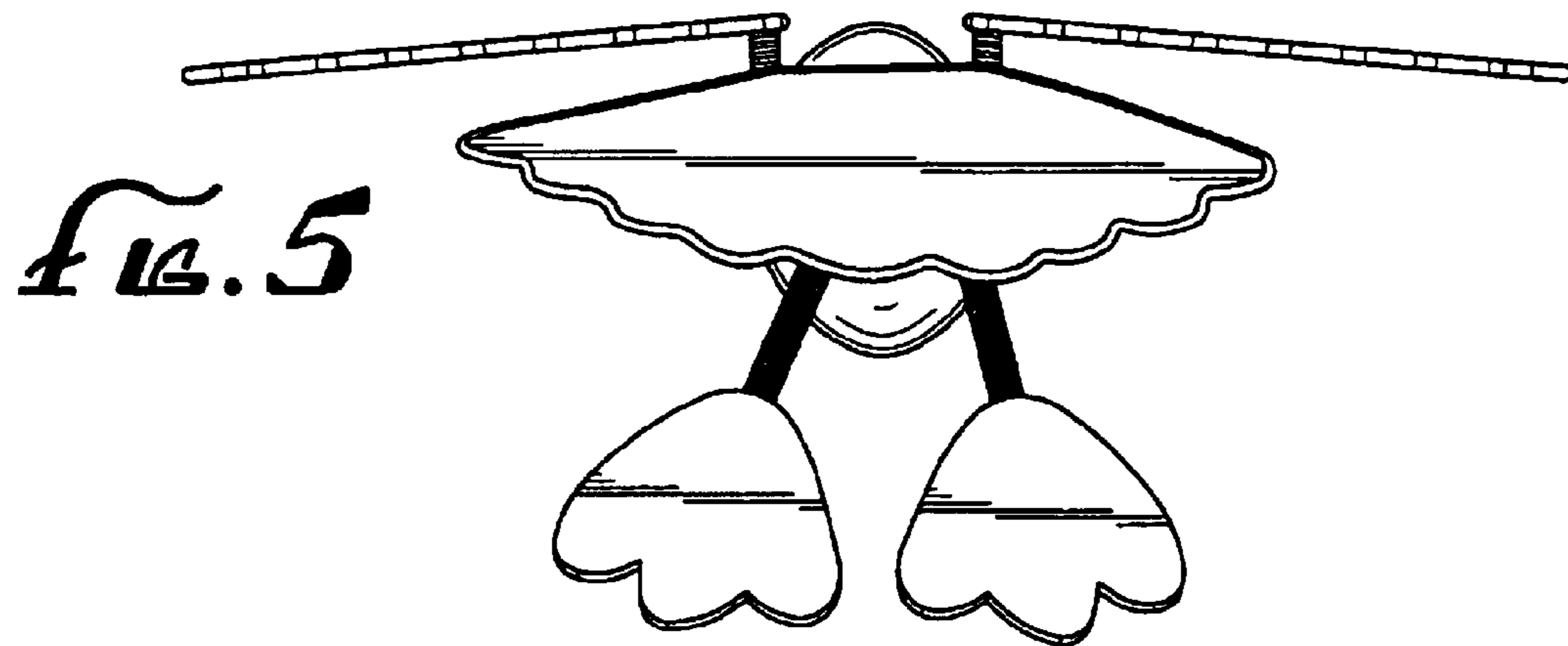
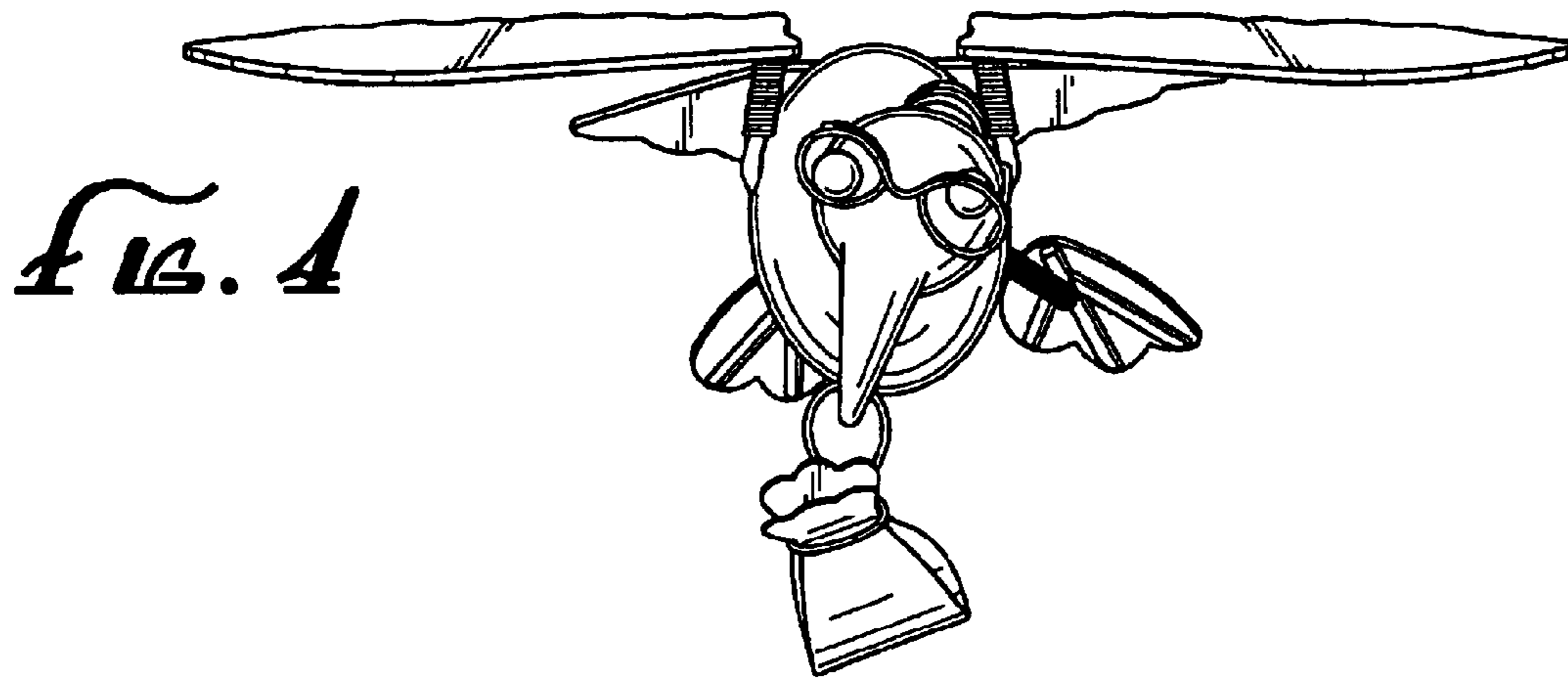
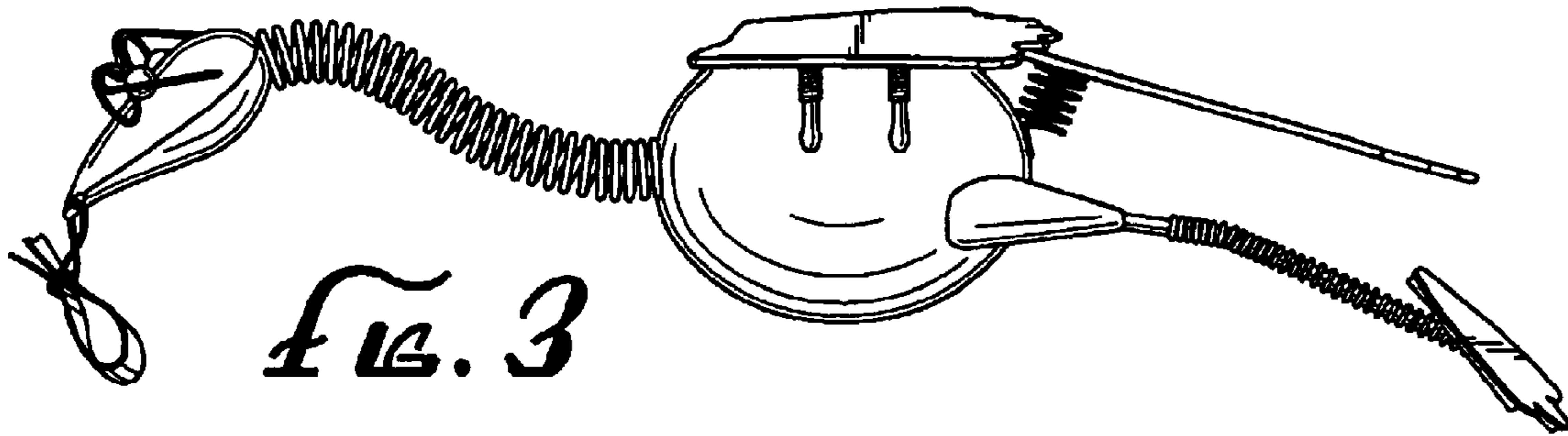


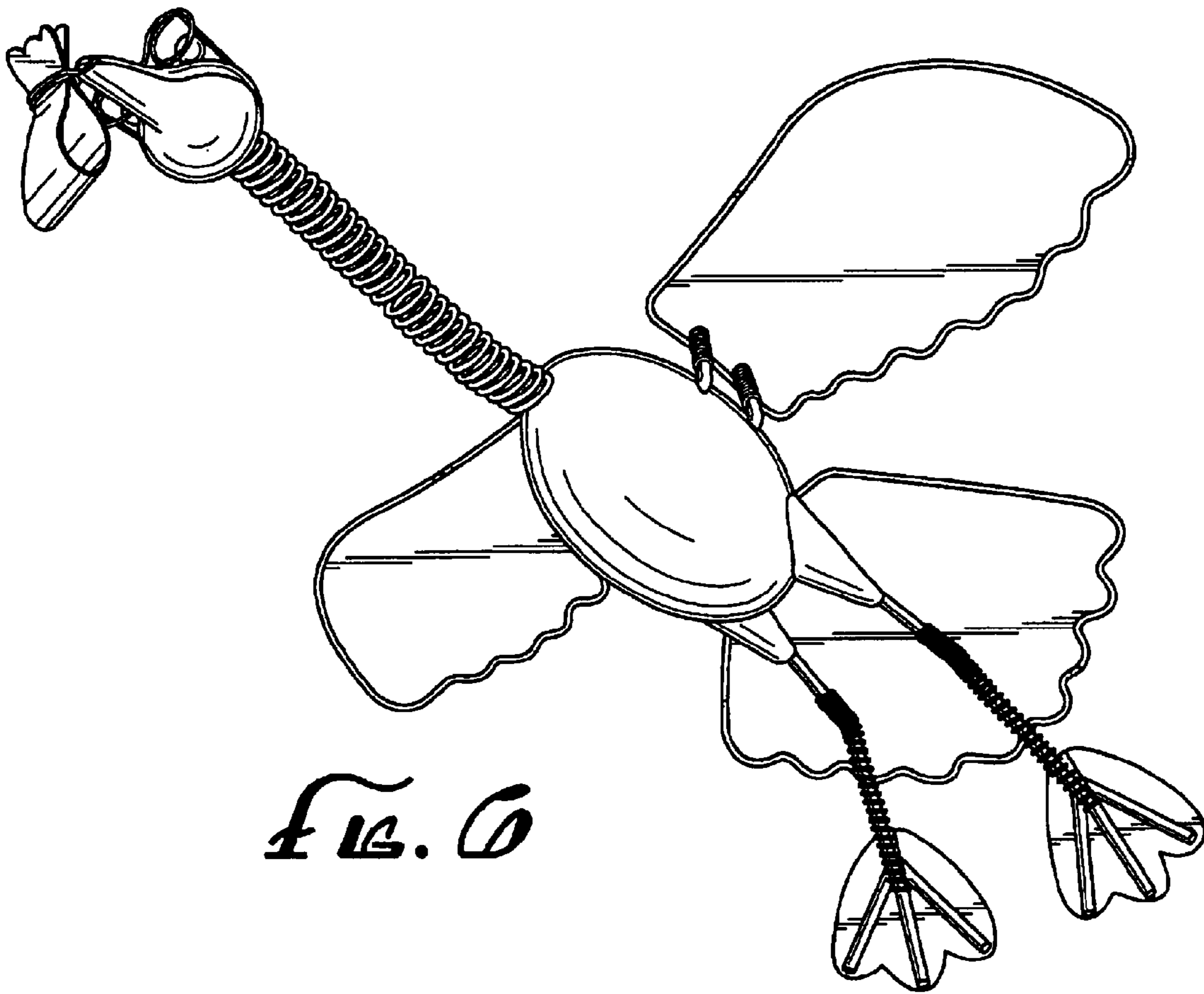


*Fig. 1*



*Fig. 2*





*FIG. 6*