

US00D491835S1

(12) **United States Design Patent**  
**Death et al.**

(10) **Patent No.: US D491,835 S**  
(45) **Date of Patent: \*\* Jun. 22, 2004**

- (54) **RING INSERT**
- (76) Inventors: **Geoffrey Noel Death**, Cleveland, Murga, NSW 2806 (AU); **Wende Sapphire Death**, Cleveland, Murga, NSW 2806 (AU)
- (\*\*) Term: **14 Years**
- (21) Appl. No.: **29/180,204**
- (22) Filed: **Apr. 21, 2003**
- (30) **Foreign Application Priority Data**  
Oct. 22, 2002 (AU) ..... 3318/2002
- (51) **LOC (7) Cl.** ..... **11-01**
- (52) **U.S. Cl.** ..... **D11/86**
- (58) **Field of Search** ..... D11/1, 2, 86, 200;  
63/15.2, 15.6

- 3,028,736 A \* 4/1962 Kahre ..... 63/15.2
- 3,354,669 A \* 11/1967 McLees, Jr. .... 63/15.6
- 4,538,430 A \* 9/1985 Parks ..... 63/15.6
- 6,192,708 B1 \* 2/2001 Mitchell ..... 63/15.6

\* cited by examiner

*Primary Examiner*—Ralf Seifert  
(74) *Attorney, Agent, or Firm*—Timothy J. Keefer; Seyfarth Shaw LLP

(57) **CLAIM**

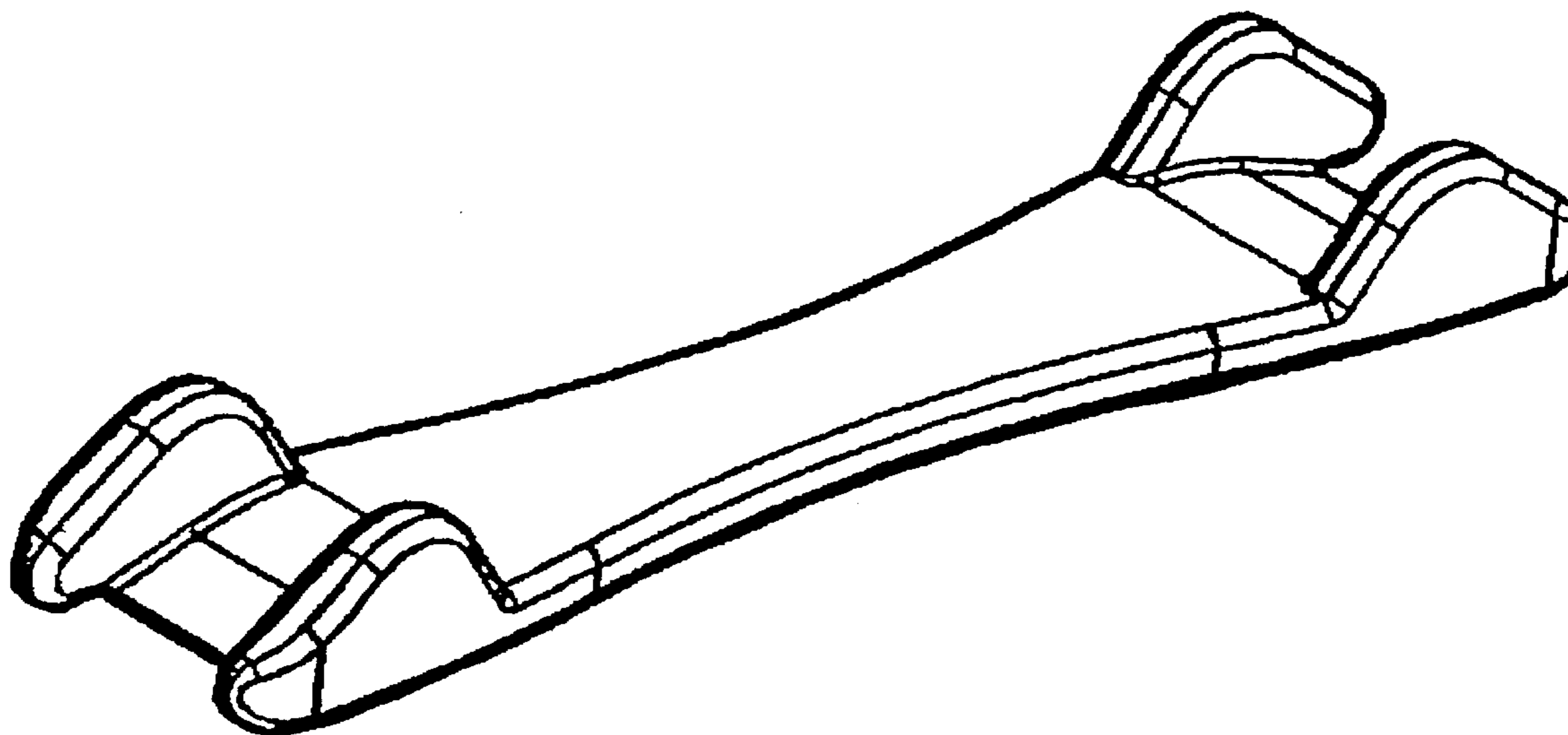
We claim the ornamental design for a ring insert, as shown and described.

**DESCRIPTION**

FIG. 1 is a top plan view of the ornamental design for a ring insert;  
FIG. 2 is a side elevational view thereof;  
FIG. 3 is a perspective view thereof; and,  
FIG. 4 is an end elevational view thereof.

- (56) **References Cited**  
U.S. PATENT DOCUMENTS  
216,492 A \* 6/1879 Wells ..... 63/15.6

**1 Claim, 4 Drawing Sheets**



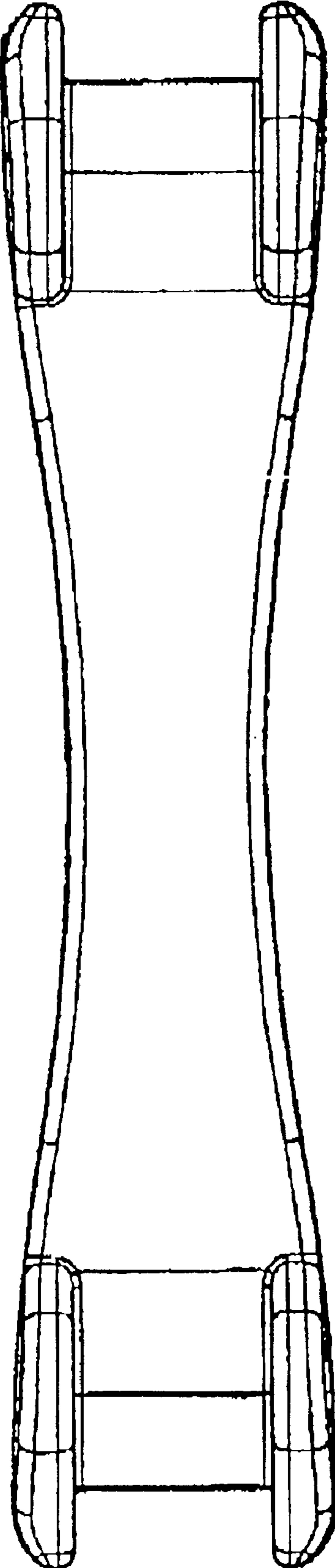


FIG. 1



FIG. 2

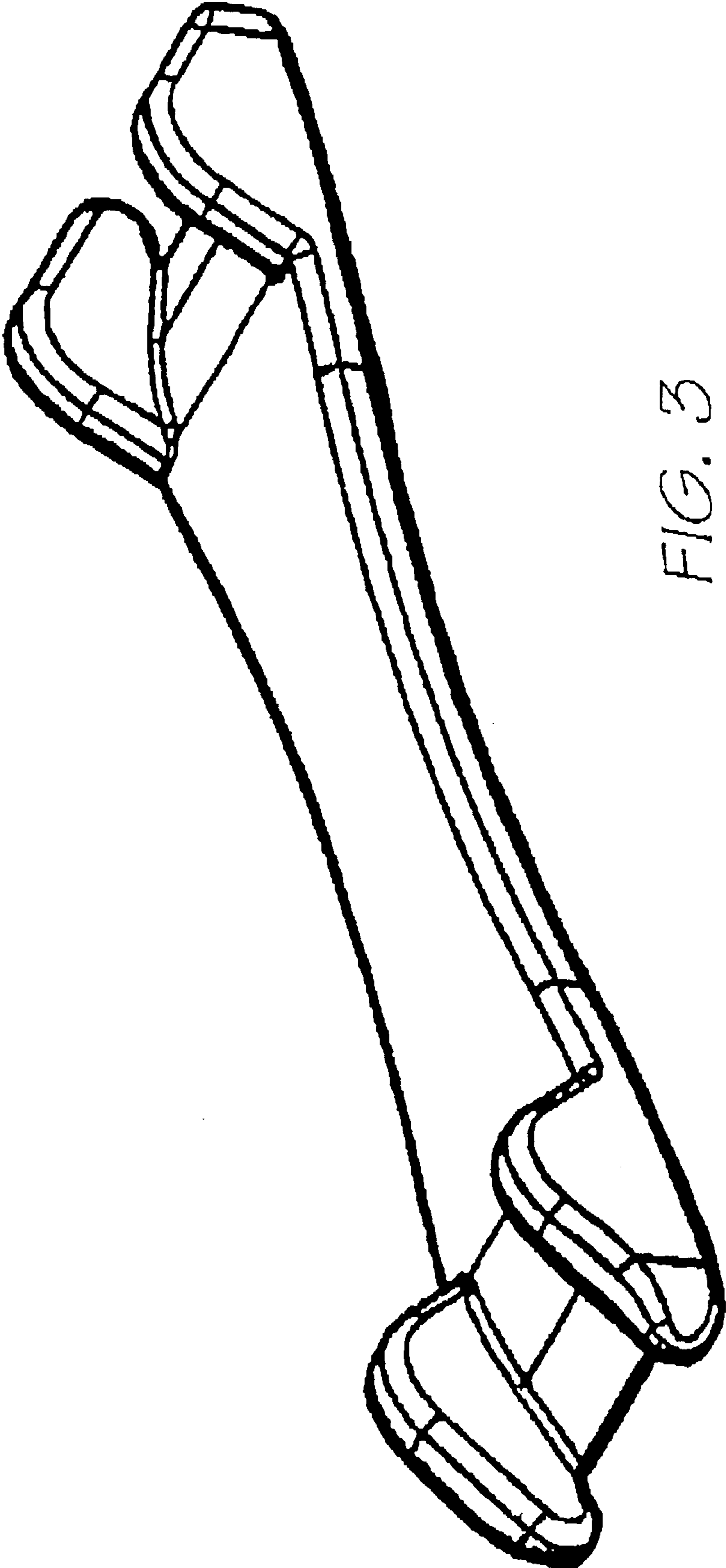


FIG. 3



FIG. 4