

US00D491829S1

(12) **United States Design Patent**
Seifert

(10) **Patent No.:** **US D491,829 S**
(45) **Date of Patent:** **** Jun. 22, 2004**

(54) **JEWELRY PROTECTIVE WRISTBAND**

(76) **Inventor:** **Kathleen M. Seifert**, 4110 Prospect Rd., Whiteford, MD (US) 21160

(**) **Term:** **14 Years**

(21) **Appl. No.:** **29/187,619**

(22) **Filed:** **Aug. 5, 2003**

(51) **LOC (7) Cl.** **11-01**

(52) **U.S. Cl.** **D11/3**

(58) **Field of Search** D11/1-25, 93-94,
D11/32; 224/164, 175; 368/281, 283; 58/105;
59/78, 79.2, 80-84; 63/1.11, 3, 3.1, 3.2,
5.1-5.2, 7-11

(56) **References Cited**

U.S. PATENT DOCUMENTS

1,857,195	A	*	5/1932	Karpf	368/281
4,155,219	A	*	5/1979	Anderson	368/282
4,991,234	A	*	2/1991	Greenberg	2/170
5,332,135	A	*	7/1994	Fletcher	224/164
D353,119	S	*	12/1994	Greeley et al.	D11/3

D372,878	S	*	8/1996	Finnegan	D11/3
6,199,730	B1	*	3/2001	Chisolm	224/164
6,349,414	B1	*	2/2002	Tillman	2/170
6,425,137	B1	*	7/2002	Fakhrai	2/170

* cited by examiner

Primary Examiner—Ralf Seifert

(57) **CLAIM**

The ornamental design for a jewelry protective wristband, as shown and described.

DESCRIPTION

FIG. 1 is a bottom view of a jewelry protective wristband showing my new design.

FIG. 2 is a top view of the jewelry protective wristband.

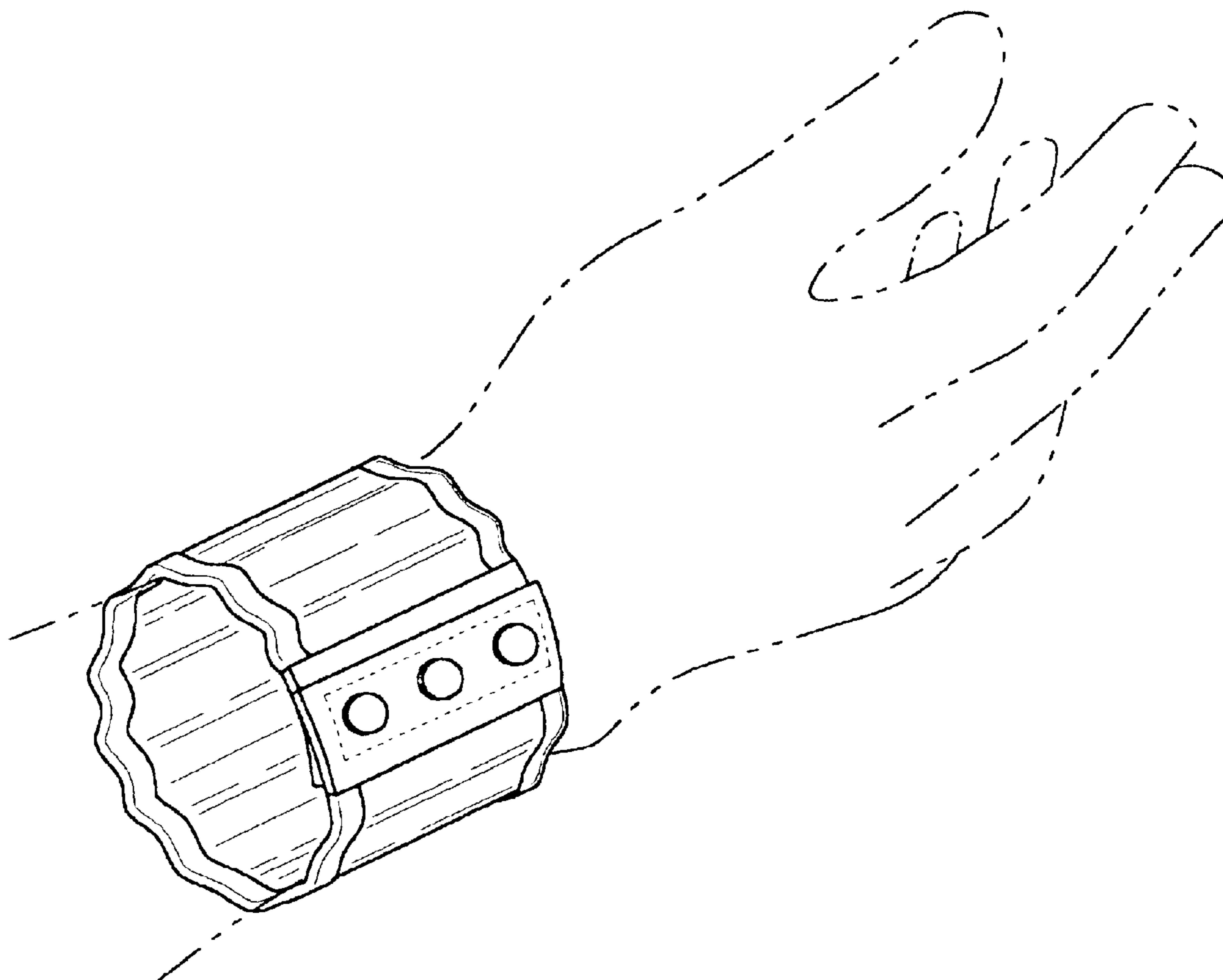
FIG. 3 is an end view of the jewelry protective wristband.

FIG. 4 is a side view of the jewelry protective wristband; and,

FIG. 5 is a perspective view of the jewelry protective wristband.

It being understood that the broken lines are for illustrative purposes only and form no part of the claimed design.

1 Claim, 2 Drawing Sheets



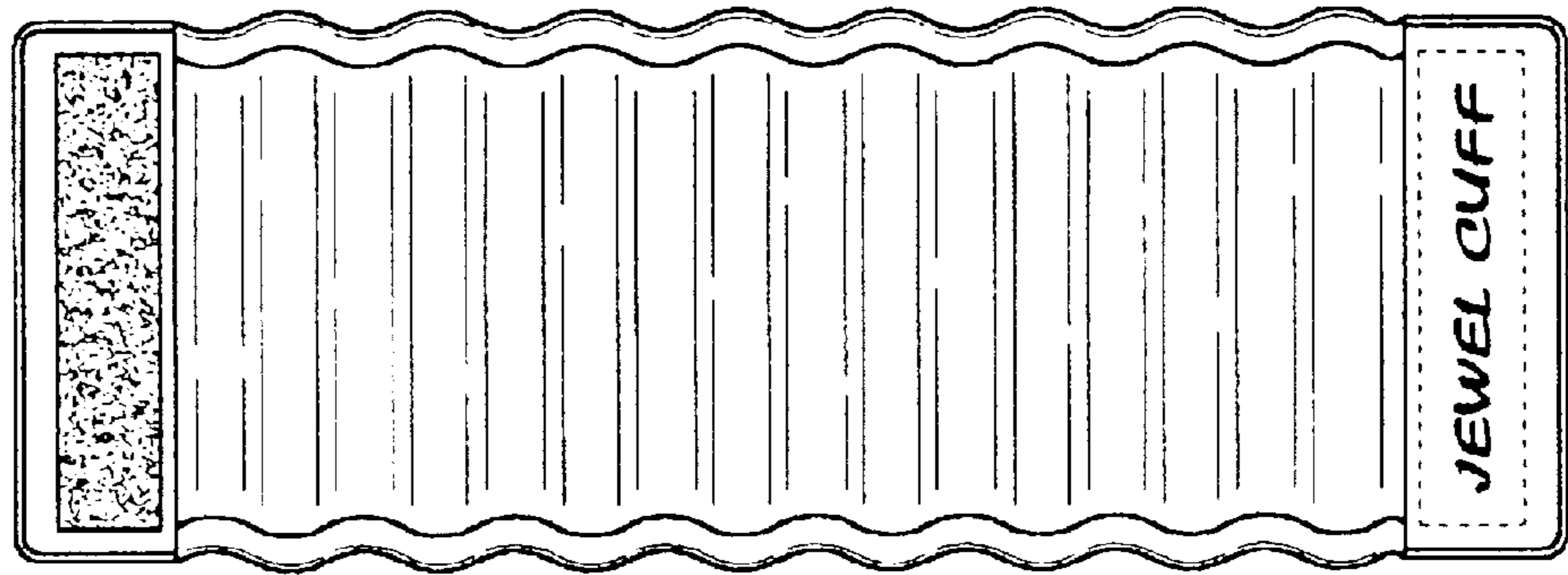


FIG. 2



FIG. 3

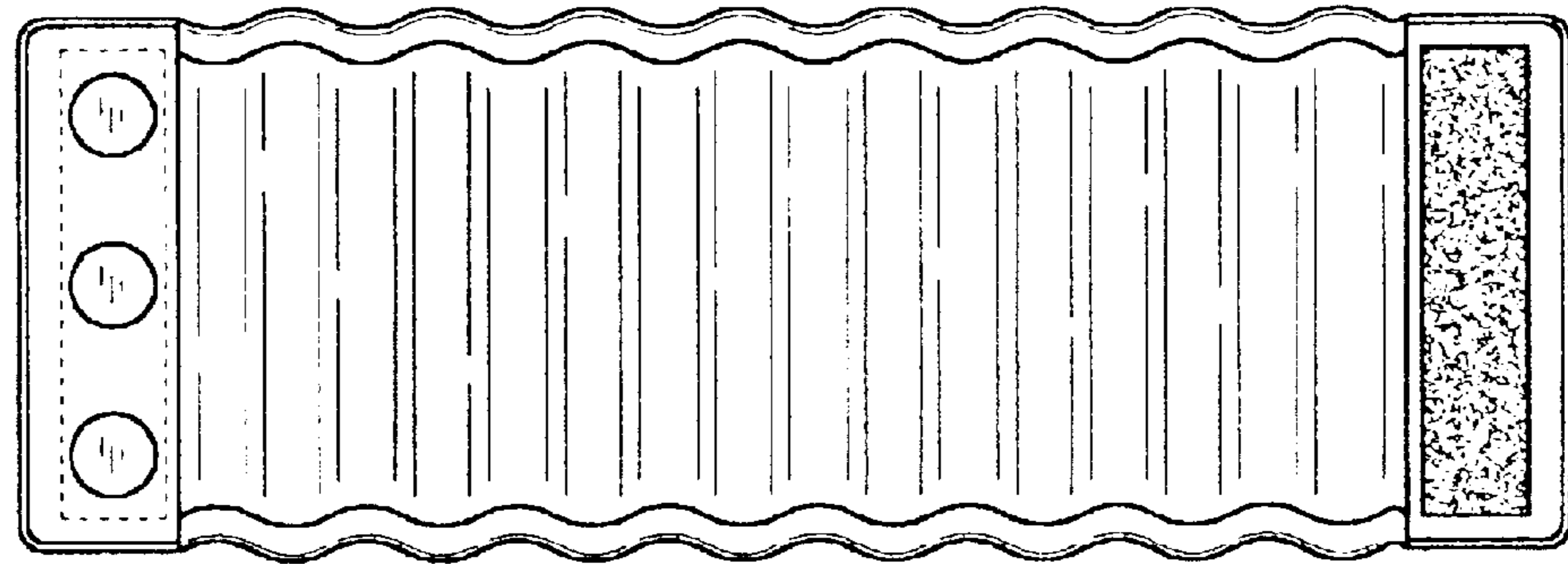


FIG. 1



FIG. 4

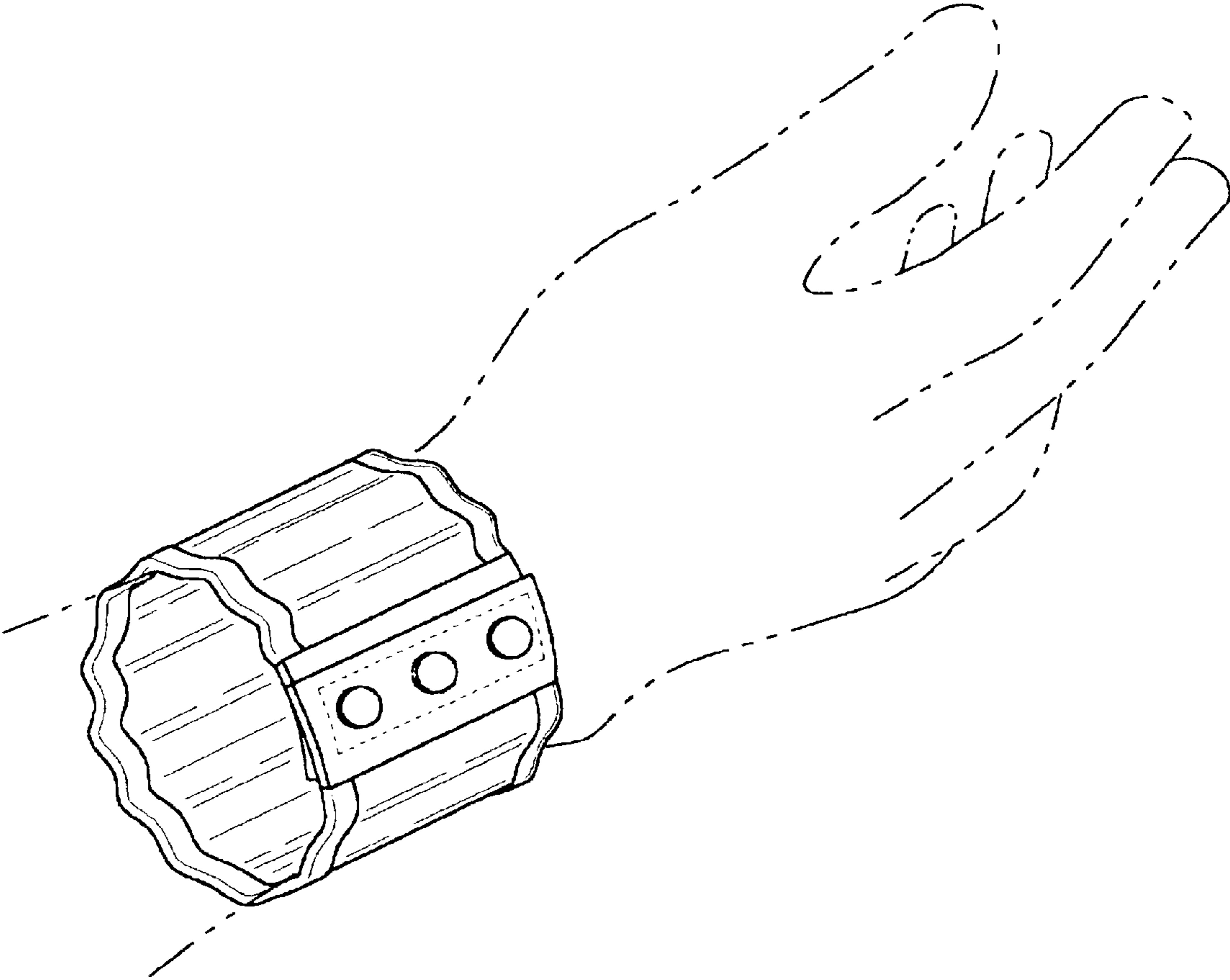


FIG.5