

US00D491820S1

(12) **United States Design Patent**
Bitetto

(10) **Patent No.:** **US D491,820 S**
(45) **Date of Patent:** **** Jun. 22, 2004**

- (54) **WATCH**
- (75) **Inventor:** **Francesco Bitetto, Valenzano (IT)**
- (73) **Assignee:** **Time Force Europe S.p.A, Bari (IT)**
- (**) **Term:** **14 Years**
- (21) **Appl. No.:** **29/188,187**
- (22) **Filed:** **Aug. 13, 2003**
- (51) **LOC (7) Cl.** **10-02**
- (52) **U.S. Cl.** **D10/39**
- (58) **Field of Search** D10/1-40, 122-132;
368/280-282, 276-277, 285, 294-295

- D463,748 S * 10/2002 Lepou et al. D10/30
- D465,183 S * 11/2002 Singer D12/211
- D474,700 S * 5/2003 Court D10/39
- D475,638 S * 6/2003 Modolo D10/39

* cited by examiner

Primary Examiner—Nelson C. Holtje
(74) *Attorney, Agent, or Firm*—Akin Gump Strauss Hauer & Feld, LLP

(57) **CLAIM**

The ornamental design for a watch, as shown and described.

DESCRIPTION

FIG. 1 is a top plan view of watch in accordance with my new design;
FIG. 2 is a right side elevational view thereof;
FIG. 3 is a left side elevational view thereof;
FIG. 4 is a bottom plan view thereof;
FIG. 5 is a rear elevational view thereof;
FIG. 6 is a front elevational view thereof; and,
FIG. 7 is a top perspective view thereof.

(56) **References Cited**
U.S. PATENT DOCUMENTS

- D77,296 S * 12/1928 Conant D10/38
- D151,301 S * 10/1948 Tuffo D10/38
- D251,056 S * 2/1979 Perrin D10/39
- D381,588 S * 7/1997 Weston D10/32
- D420,293 S * 2/2000 Parmigiani D10/30
- D434,679 S * 12/2000 Dumas D10/39

1 Claim, 7 Drawing Sheets





FIG. 1




FIG. 2




FIG. 3

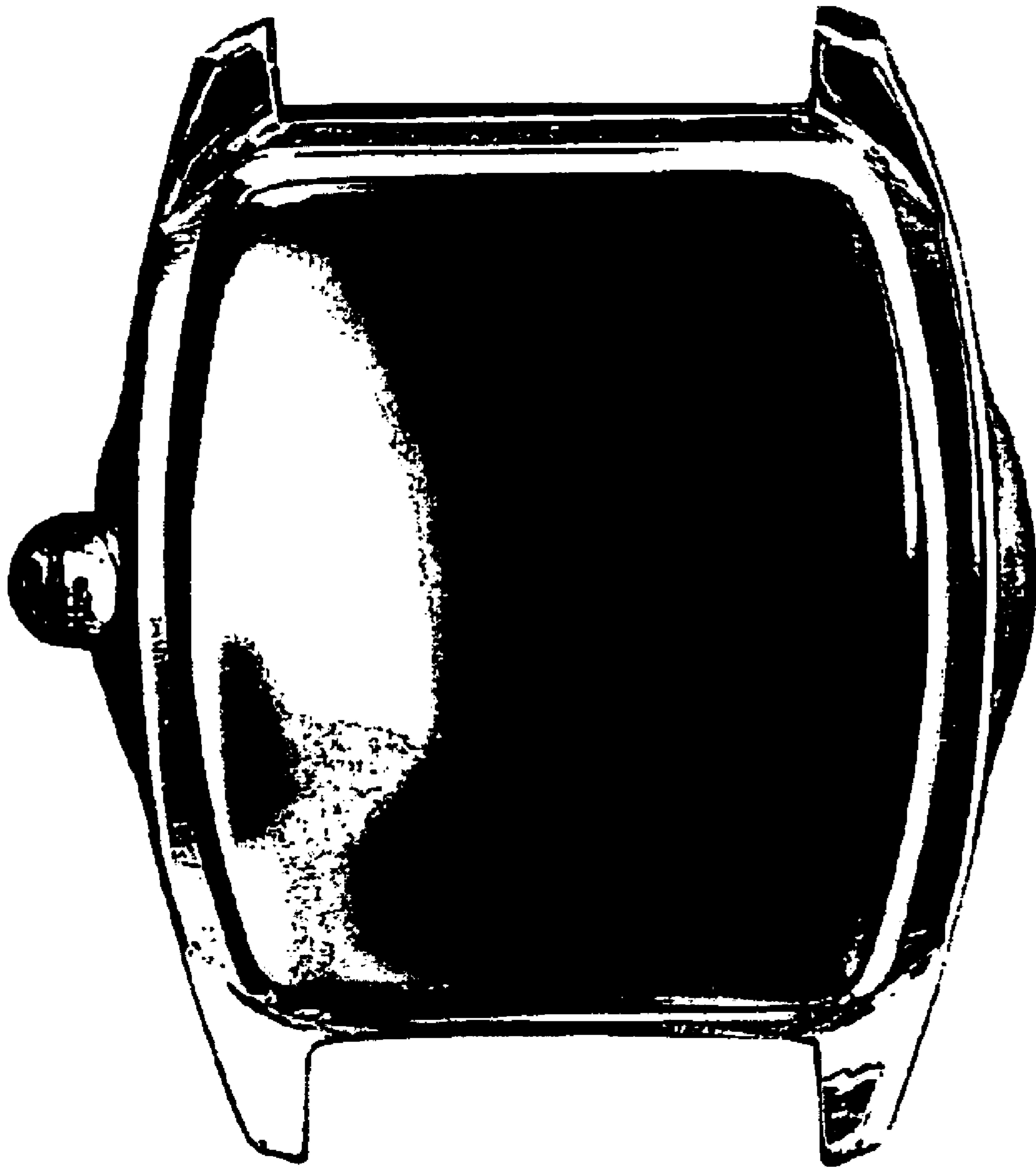


FIG. 4



FIG. 5




FIG. 6




FIG. 7