

US00D491818S1

(12) **United States Design Patent**
Chodat

(10) **Patent No.:** **US D491,818 S**
(45) **Date of Patent:** **** Jun. 22, 2004**

(54) **WATCH**

(75) **Inventor:** **Jean-Pierre Chodat, Auvernier (CH)**

(73) **Assignee:** **Ebel SA, La Chaux-de-Fonds (CH)**

(**) **Term:** **14 Years**

(21) **Appl. No.:** **29/167,800**

(22) **Filed:** **Sep. 18, 2002**

(30) **Foreign Application Priority Data**

Mar. 20, 2002 (WO) DMA/005 653

(51) **LOC (7) Cl.** **10-02**

(52) **U.S. Cl.** **D10/32**

(58) **Field of Search** D10/1-39, 122-132;
368/276-277, 285, 281-282; 224/164, 168,
178; D11/3-25; 63/1-11, 3, 5

(56) **References Cited**

U.S. PATENT DOCUMENTS

D78,958 S	*	7/1929	Wewetzer	D10/32
3,603,493 A	*	9/1971	Frohlich	224/173
D277,649 S	*	2/1985	Glauser	D10/32
D340,871 S	*	11/1993	Iwamura	D10/32
D388,332 S	*	12/1997	Perrin et al.	D10/32
D431,785 S	*	10/2000	Tavenas	D10/32
D432,439 S	*	10/2000	Lassigne	D10/32
D447,961 S	*	9/2001	Strasser	D10/32
D455,083 S	*	4/2002	Wieck	D10/32

FOREIGN PATENT DOCUMENTS

WO	0473313	*	4/1999	D10/32
WO	053117	*	8/2000	D10/32
WO	057000	*	3/2001	D10/32

* cited by examiner

Primary Examiner—Nelson C. Holtje

(74) *Attorney, Agent, or Firm*—Stroock & Stroock & Lavan LLP

(57) **CLAIM**

The ornamental design for a watch, as shown and described.

DESCRIPTION

FIG. 1 is a perspective view of a watch in accordance with the invention, in which the surface(s) or portion(s) of the article not shown in the drawings or described in the specification form(s) no part of the claimed design;

FIG. 2 is a front elevational view of the watch depicted in FIG. 1;

FIG. 3 is a rear elevational view of the watch as depicted in FIG. 1;

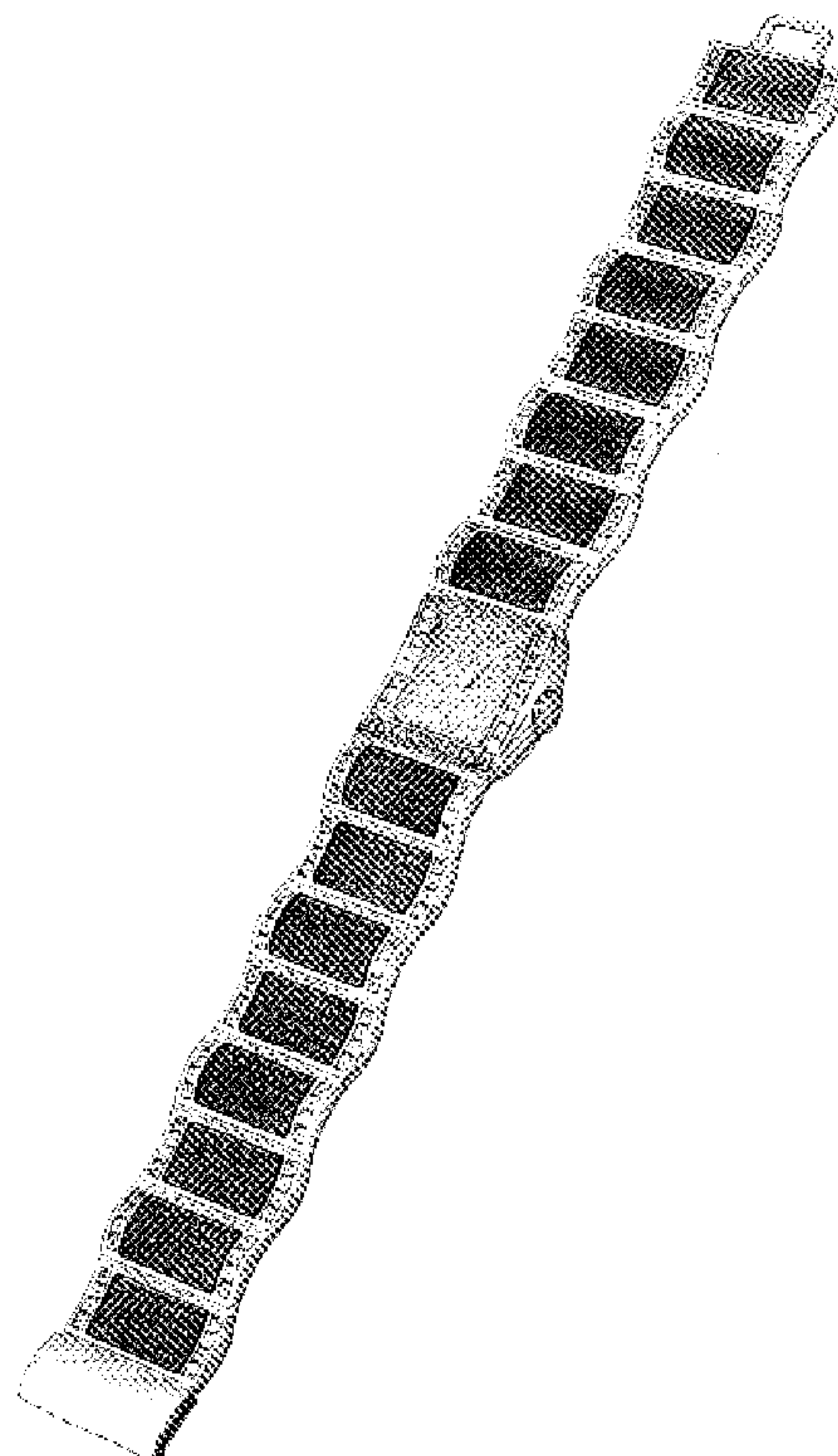
FIG. 4 is a right side elevational view of the watch depicted in FIG. 1;

FIG. 5 is a left side elevational view of the watch depicted in FIG. 1;

FIG. 6 is a bottom plan view of the watch depicted in FIG. 1; and,

FIG. 7 is a top plan view of the watch depicted in FIG. 1.

1 Claim, 7 Drawing Sheets



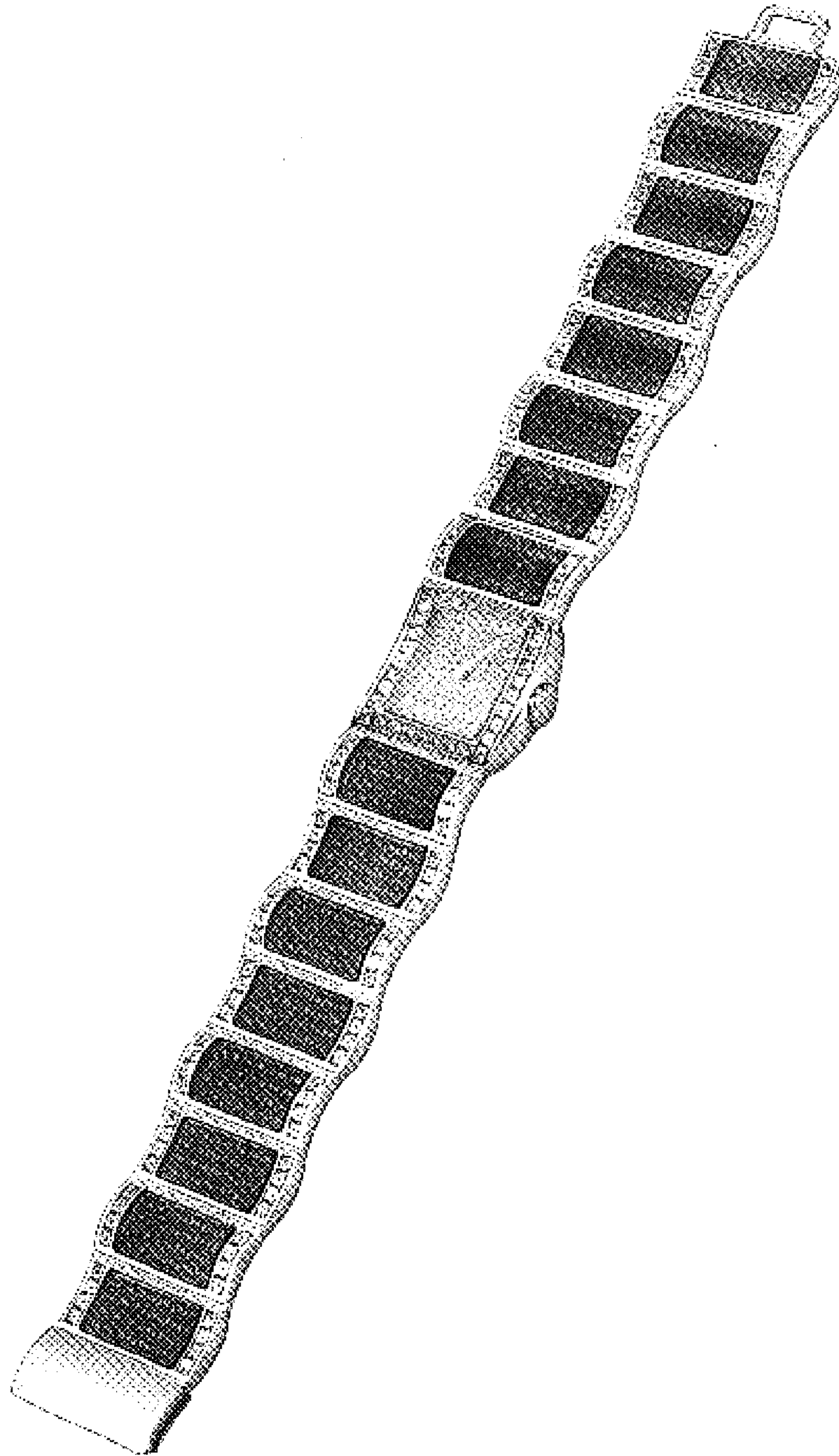


FIG. 1




FIG. 2




FIG. 3



FIG. 4



FIG. 5



FIG. 6



FIG. 7