

US00D491815S1

(12) **United States Design Patent**  
**Crawford**

(10) **Patent No.:** **US D491,815 S**  
(45) **Date of Patent:** **\*\* Jun. 22, 2004**

(54) **CONTAINER**

(75) **Inventor:** **John C. Crawford, Mahopac, NY (US)**

(73) **Assignee:** **Colgate-Palmolive Company, New York, NY (US)**

(\*\*) **Term:** **14 Years**

(21) **Appl. No.:** **29/179,057**

(22) **Filed:** **Apr. 4, 2003**

(51) **LOC (7) Cl. .... 09-01**

(52) **U.S. Cl. .... D9/542; D9/563**

(58) **Field of Search .... D9/516, 521, 530, D9/542, 543, 544, 549, 550, 558, 563, 571, 574, 564, 300; 215/382-384, 400, 212, 213, 215, 206**

(56) **References Cited**

**U.S. PATENT DOCUMENTS**

|            |   |        |          |       |        |
|------------|---|--------|----------|-------|--------|
| D201,396 S | * | 6/1965 | Matthews | ..... | D9/542 |
| D220,868 S | * | 6/1971 | Straud   | ..... | D9/542 |
| D235,245 S | * | 6/1975 | Wesley   | ..... | D9/542 |
| D246,953 S | * | 1/1978 | Britt    | ..... | D9/542 |

|             |   |         |              |       |         |
|-------------|---|---------|--------------|-------|---------|
| D247,700 S  | * | 4/1978  | Garazi       | ..... | D9/563  |
| D257,504 S  | * | 11/1980 | Weckman      | ..... | D9/563  |
| D259,181 S  | * | 5/1981  | Saenz        | ..... | D9/542  |
| D281,861 S  | * | 12/1985 | Jones et al. | ..... | D9/529  |
| D303,100 S  | * | 8/1989  | Segati       | ..... | D9/563  |
| D346,744 S  | * | 5/1994  | Ford et al.  | ..... | D9/542  |
| 5,417,991 A | * | 5/1995  | Green        | ..... | 426/241 |
| D481,639 S  | * | 11/2003 | Crawford     | ..... | D9/542  |

\* cited by examiner

*Primary Examiner*—Philip S. Hyder

*Assistant Examiner*—Carol Rademaker

(74) *Attorney, Agent, or Firm*—Michael J. McGreal

(57) **CLAIM**

The ornamental design for a container, as shown and described.

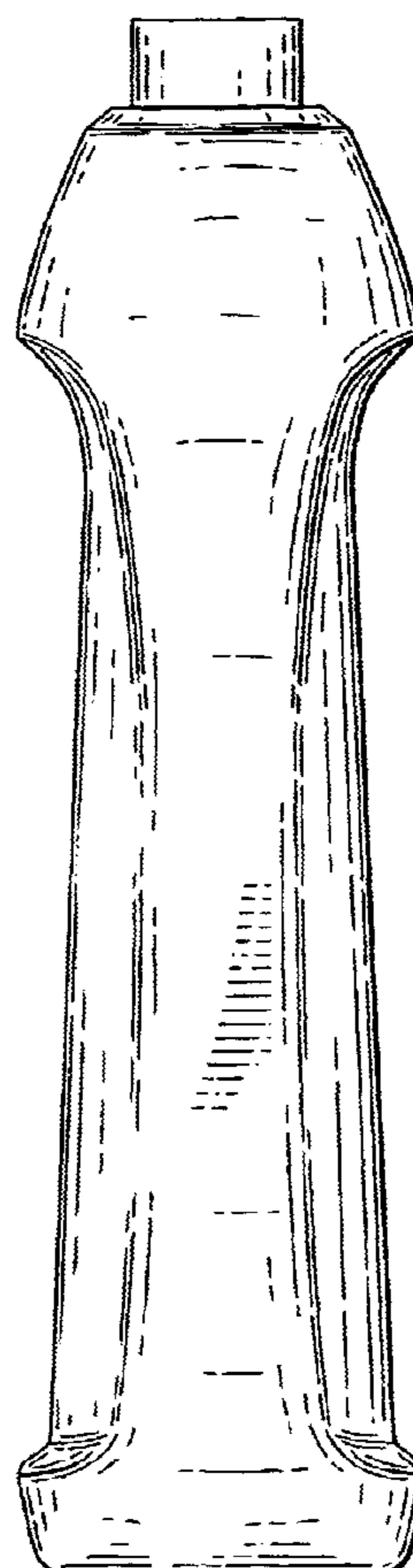
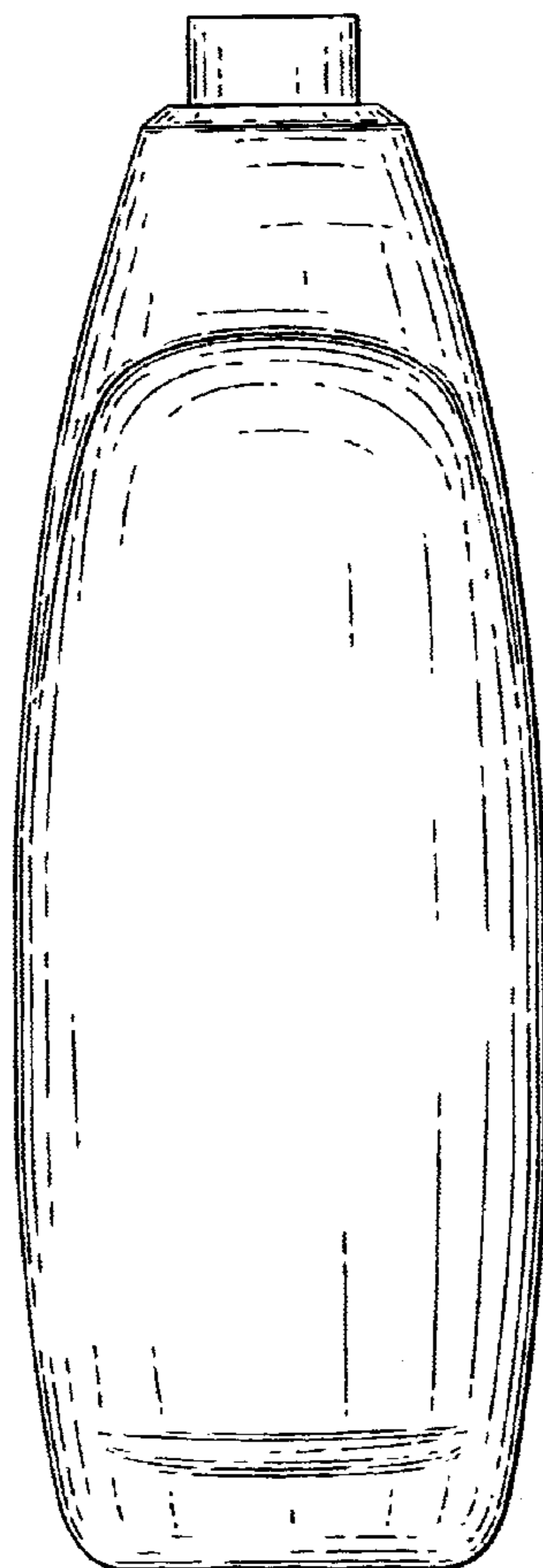
**DESCRIPTION**

FIG. 1 is a front elevation view, the rear elevation view being a mirror image thereof;

FIG. 2 is a left side elevation view, the right side elevation view being a mirror image thereof; and,

FIG. 3 is a top plan view thereof.

**1 Claim, 3 Drawing Sheets**



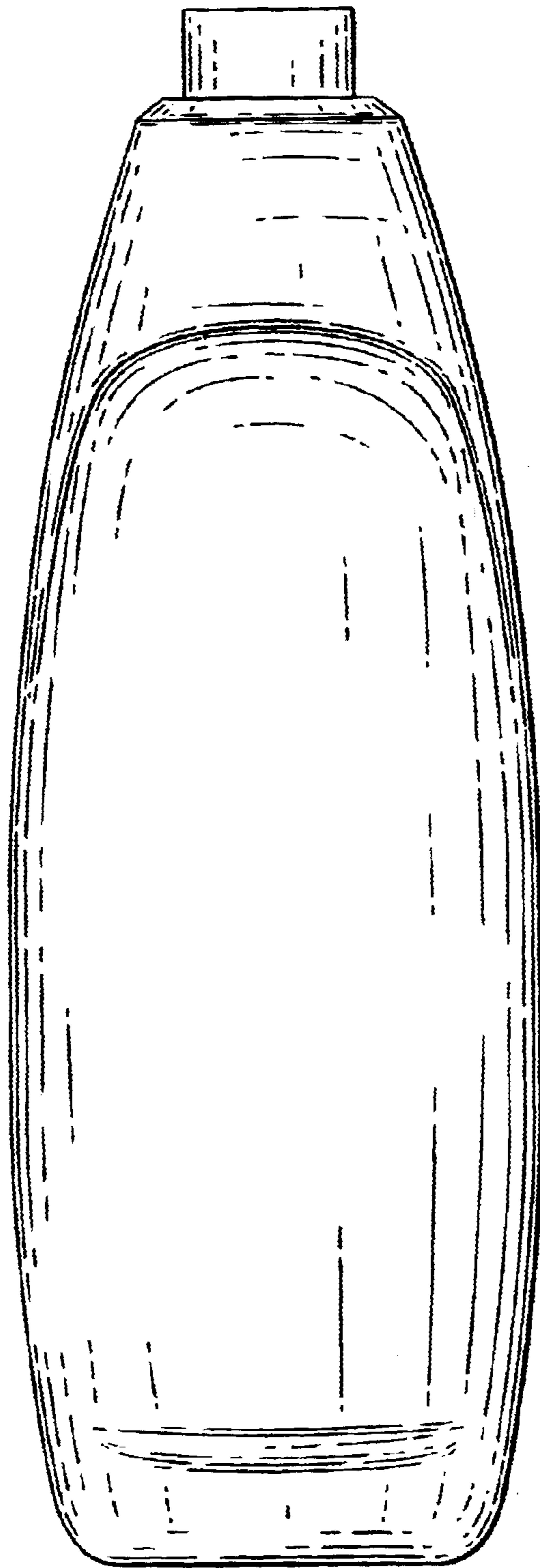


FIG. 1

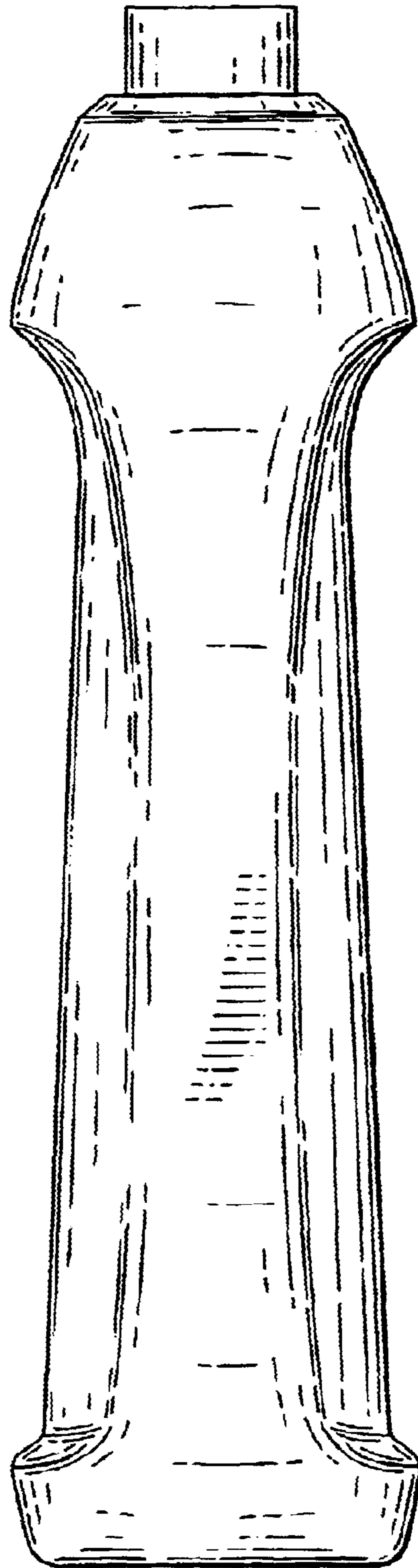


FIG. 2

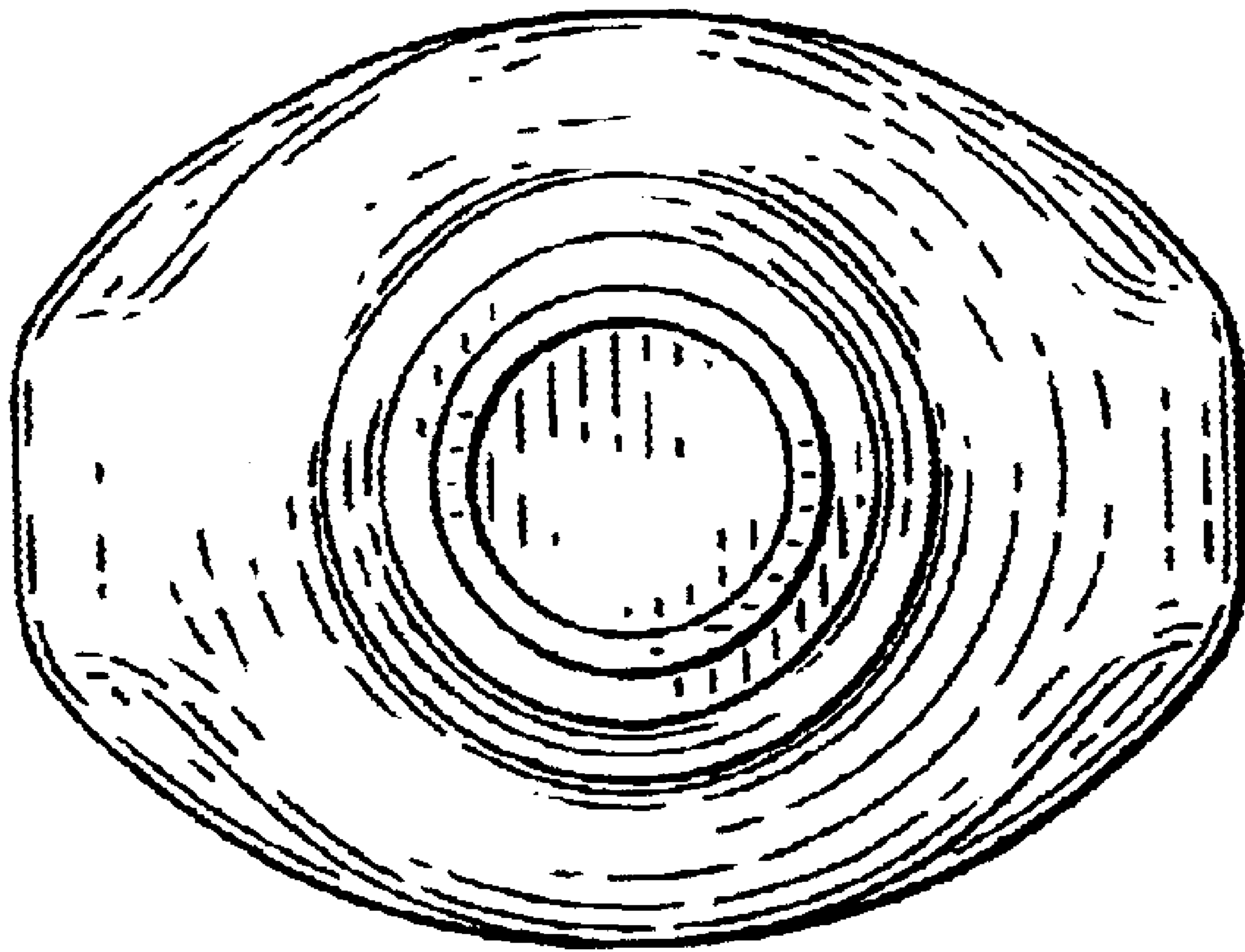


FIG. 3