

US00D491808S1

(12) **United States Design Patent**
Lane et al.

(10) **Patent No.:** **US D491,808 S**
(45) **Date of Patent:** **** Jun. 22, 2004**

(54) **CONTAINER WAIST**

D461,418 S * 8/2002 Lichtman et al. D9/539

(75) Inventors: **Michael T. Lane**, Brooklyn, MI (US);
Daniel W. Gamber, Tecumseh, MI (US)

* cited by examiner

Primary Examiner—Sandra L. Morris
(74) *Attorney, Agent, or Firm*—Harness, Dickey & Pierce, P.L.C.

(73) Assignee: **Ancor Limited**, Abbotsford (AU)

(57) **CLAIM**

(**) Term: **14 Years**

The ornamental design for a container waist, as shown and described.

(21) Appl. No.: **29/177,269**

DESCRIPTION

(22) Filed: **Mar. 6, 2003**

(51) **LOC (7) Cl.** **09-07**

(52) **U.S. Cl.** **D9/434; D9/530**

(58) **Field of Search** D9/500–504, 516,
D9/522, 530, 538–543, 559, 562, 569, 434;
215/379–383, 400; 220/890

FIG. 1 is a front perspective view of a container having a container waist showing our new design;

FIG. 2 is a front elevational view of the container having the container waist shown in FIG. 1, the rear, left side and right side elevational views being identical;

FIG. 3 is a cross-sectional view of the container waist along line 3—3 of FIG.2;

FIG. 4 is a cross-sectional view of the container waist along line 4—4 of FIG. 2; and,

FIG. 5 is a cross-sectional view of the container waist along line 5—5 of FIG. 2.

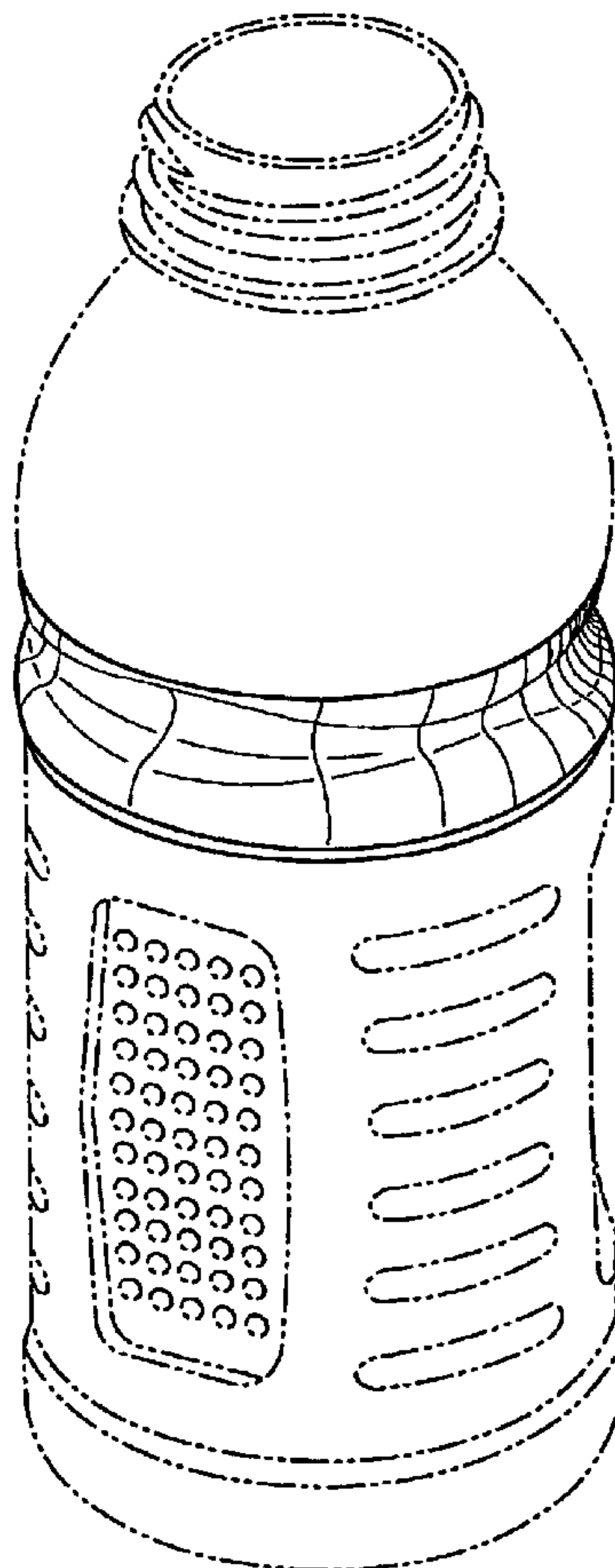
The broken lines are for environmental purposes only and form no part of the claimed design.

(56) **References Cited**

U.S. PATENT DOCUMENTS

D295,376 S	*	4/1988	Rogler	D9/434
D386,407 S	*	11/1997	Gutting et al.	D9/434
D429,151 S	*	8/2000	Cheng et al.	D9/434
D448,993 S	*	10/2001	Lichtman et al.	D9/434
D449,526 S	*	10/2001	Lichtman et al.	D9/434

1 Claim, 2 Drawing Sheets



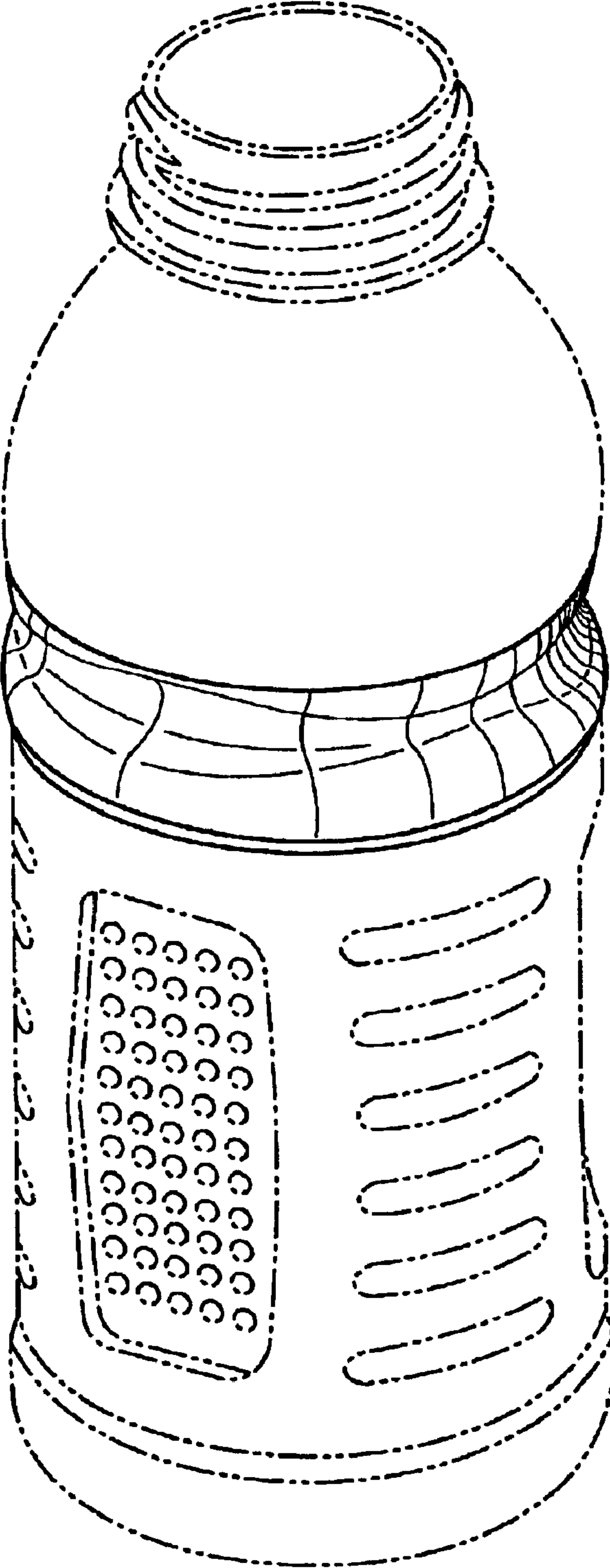


Fig. 1

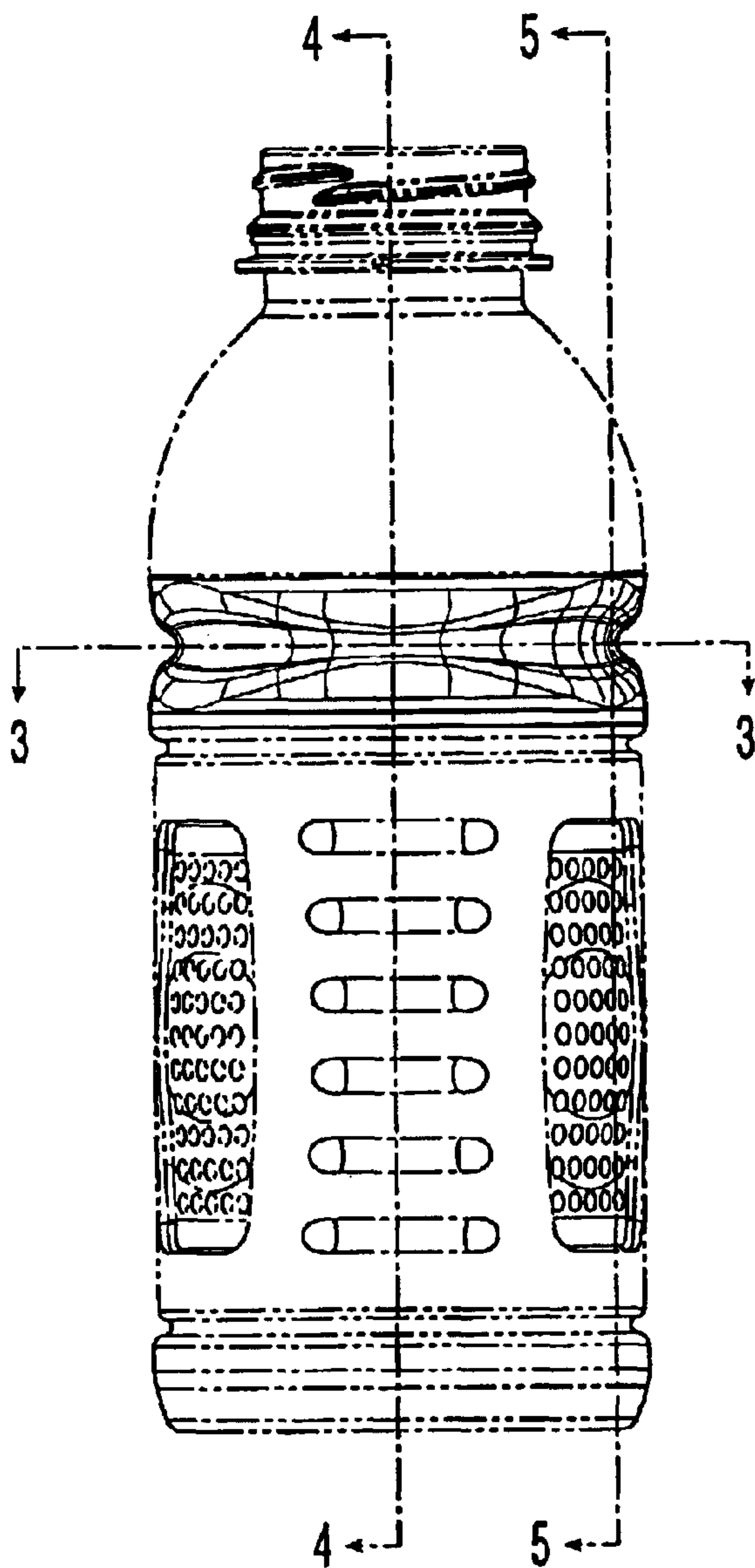


Fig. 2

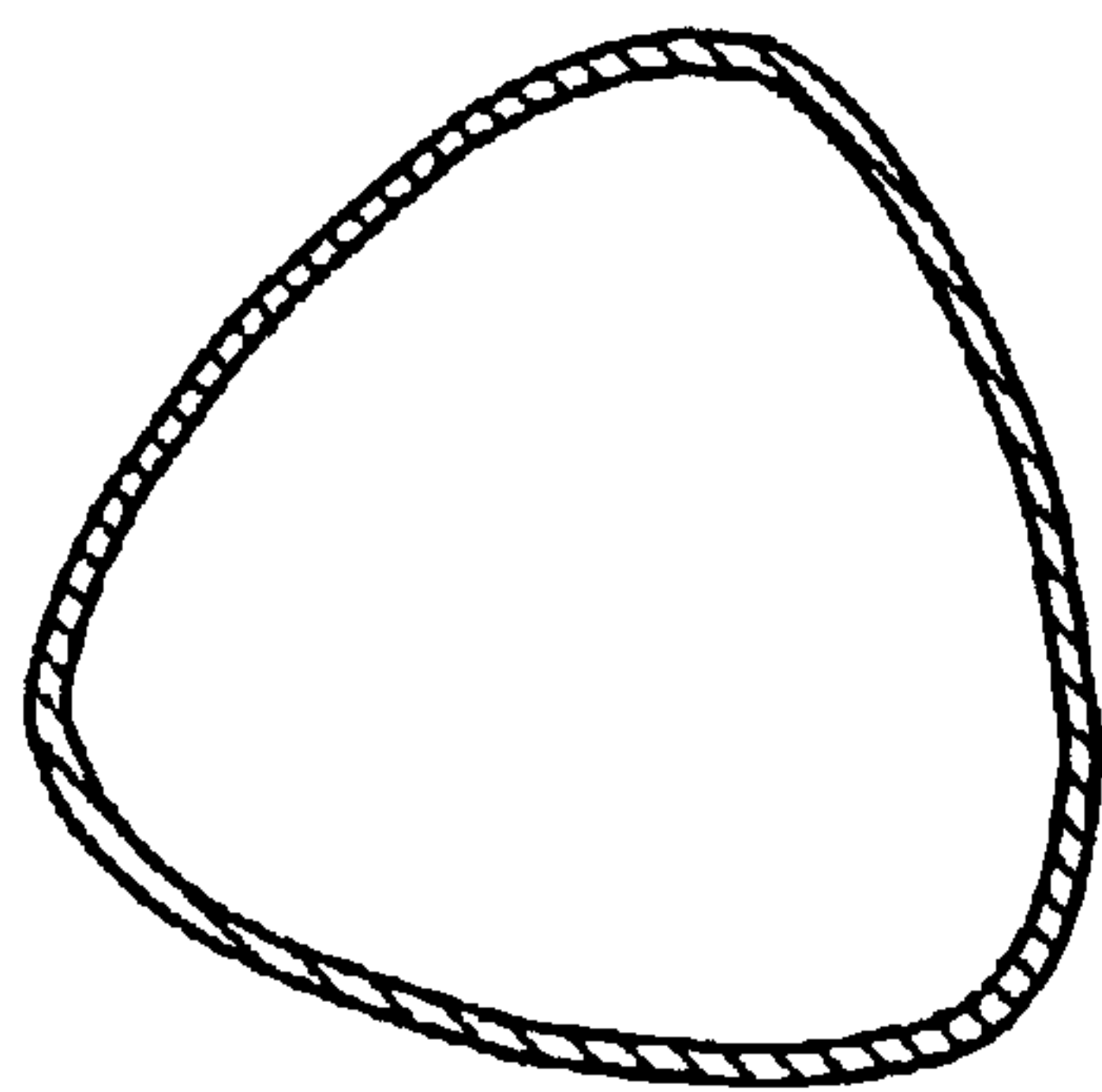


Fig. 3



Fig. 4



Fig. 5