

US00D491806S1

(12) **United States Design Patent**
May

(10) **Patent No.:** **US D491,806 S**
(45) **Date of Patent:** **** Jun. 22, 2004**

(54) **CONTAINER**

D449,521 S * 10/2001 Pinkus et al. D9/424

(75) **Inventor:** **Stuart May, Surrey (GB)**

* cited by examiner

(73) **Assignee:** **Boots Healthcare International Limited, Nottingham (GB)**

Primary Examiner—Prabhakar Deshmukh
(74) *Attorney, Agent, or Firm*—Rothwell, Figg, Ernst & Manbeck, P.C.

(**) **Term:** **14 Years**

(57) **CLAIM**

(21) **Appl. No.:** **29/178,856**

The ornamental design for a container, as shown and described.

(22) **Filed:** **Apr. 2, 2003**

(30) **Foreign Application Priority Data**

DESCRIPTION

Oct. 2, 2002 (GB) 3007441

FIG. 1 is a front perspective view of the container of the present invention;

(51) **LOC (7) Cl.** **09-07**

FIG. 2 is a rear perspective view of the container of FIG. 1;

(52) **U.S. Cl.** **D9/424; D9/423**

FIG. 3 is a front view of the container of FIG. 1;

(58) **Field of Search** D9/420–425, 430, D9/428, 337, 529, 519; 206/259, 261, 265, 266, 271, 273; D27/183, 186, 189, 191; 229/160.1, 87.12, 406, 4.5; D28/73, 78, 82; 220/376, 797, 798, 796

FIG. 4 is a back view of the container of FIG. 1;

FIG. 5 is a left hand view of the container of FIG. 1 (the right hand view is the mirror image thereof);

FIG. 6 is a top view of the container of FIG. 1;

FIG. 7 is a bottom view of the container of FIG. 1;

(56) **References Cited**

U.S. PATENT DOCUMENTS

3,948,389 A * 4/1976 Molins et al. 206/245
4,923,059 A * 5/1990 Evers et al. 206/265
5,044,550 A * 9/1991 Lamm 229/160.1
D322,687 S * 12/1991 Tschudin D27/189
D323,292 S * 1/1992 Jones D9/424
D341,315 S * 11/1993 Seymour D9/424
5,823,331 A * 10/1998 Manservigi et al. 206/268

FIG. 8 is a front perspective view of the container of FIG. 1, with the lid or cap shown in the open position;

FIG. 9 is a back perspective view of the container of FIG. 8;

FIG. 10 is a front view of the container of FIG. 8;

FIG. 11 is a back view of the container of FIG. 8;

FIG. 12 is a left hand side view of the container of FIG. 8 (the right hand side view is the mirror image thereof);

FIG. 13 is a top view of the container of FIG. 8; and,

FIG. 14 is a bottom view of the container of FIG. 8.

1 Claim, 6 Drawing Sheets




FIG.1

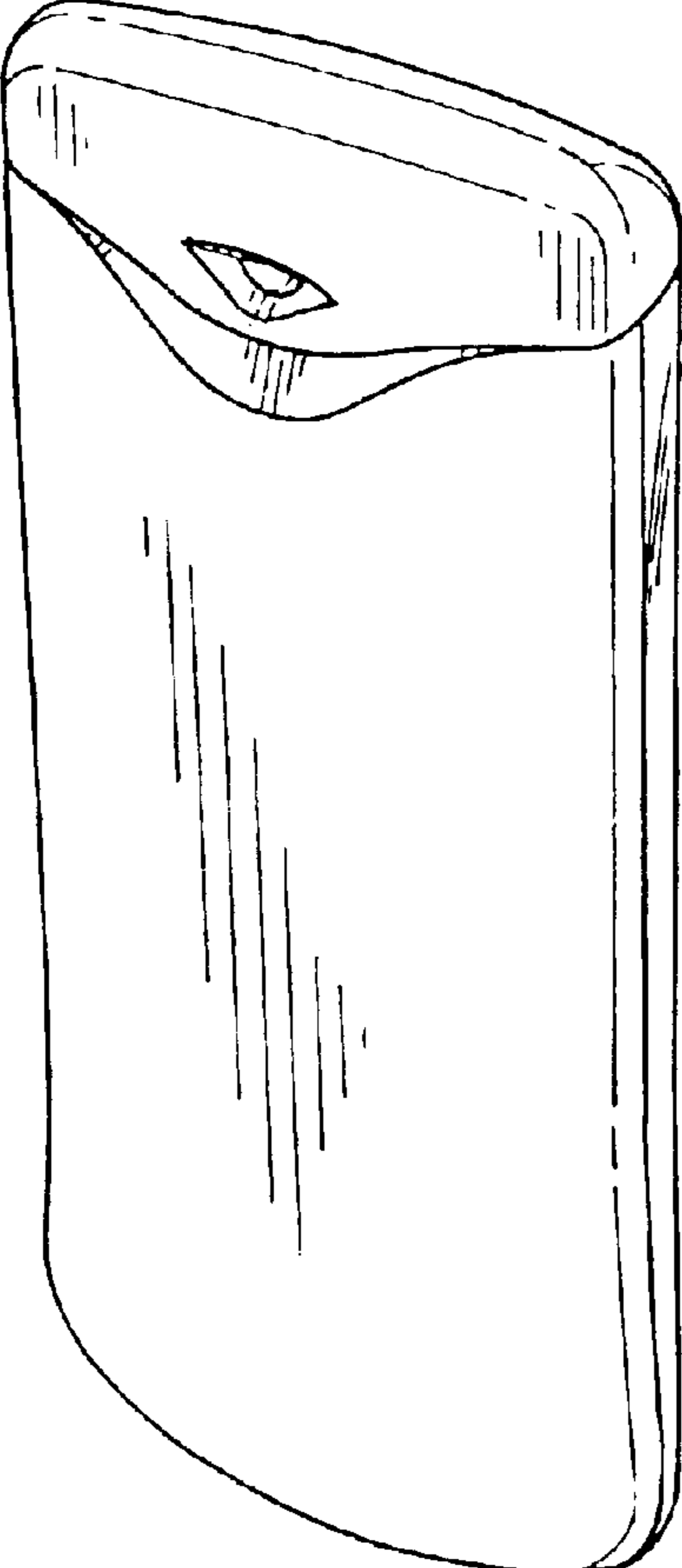


FIG.2

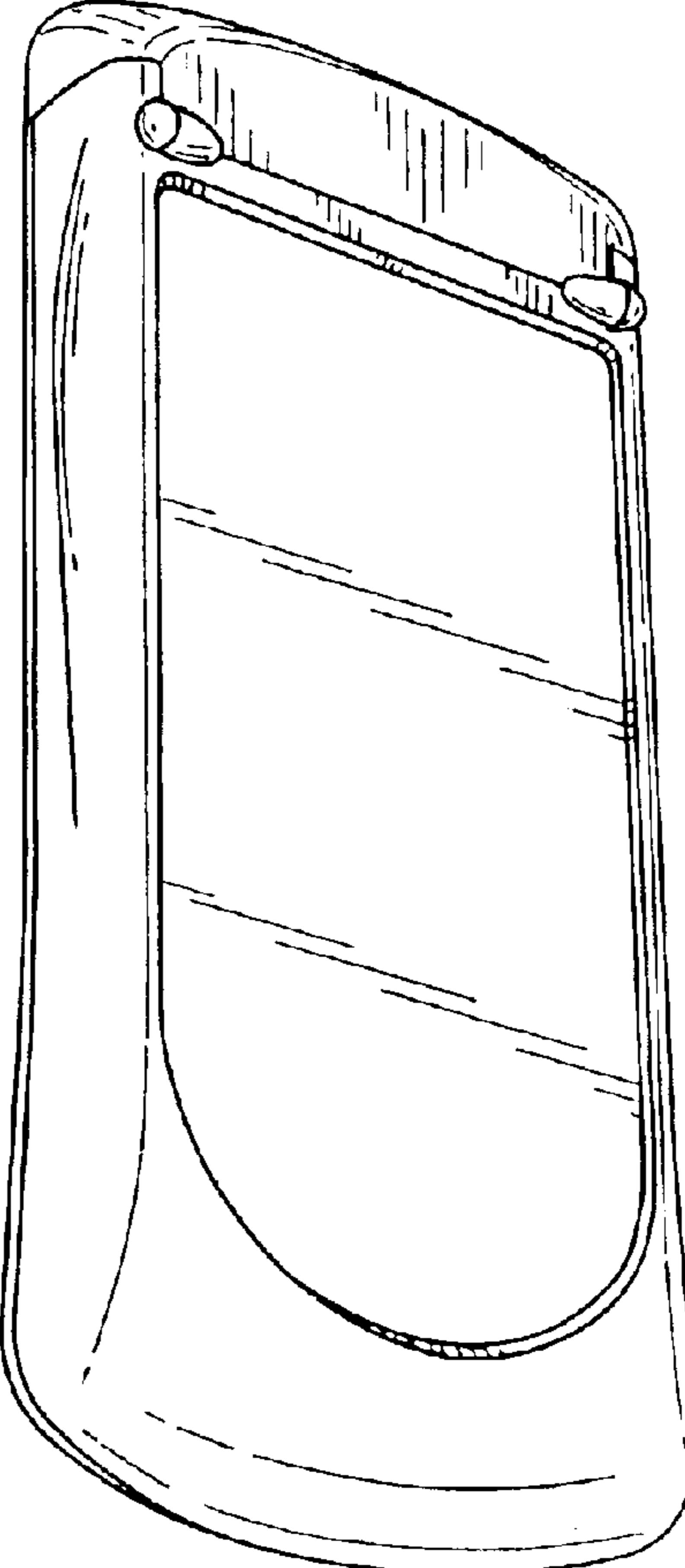


FIG.3




FIG.4




FIG.5




FIG.6



FIG.7




FIG.8

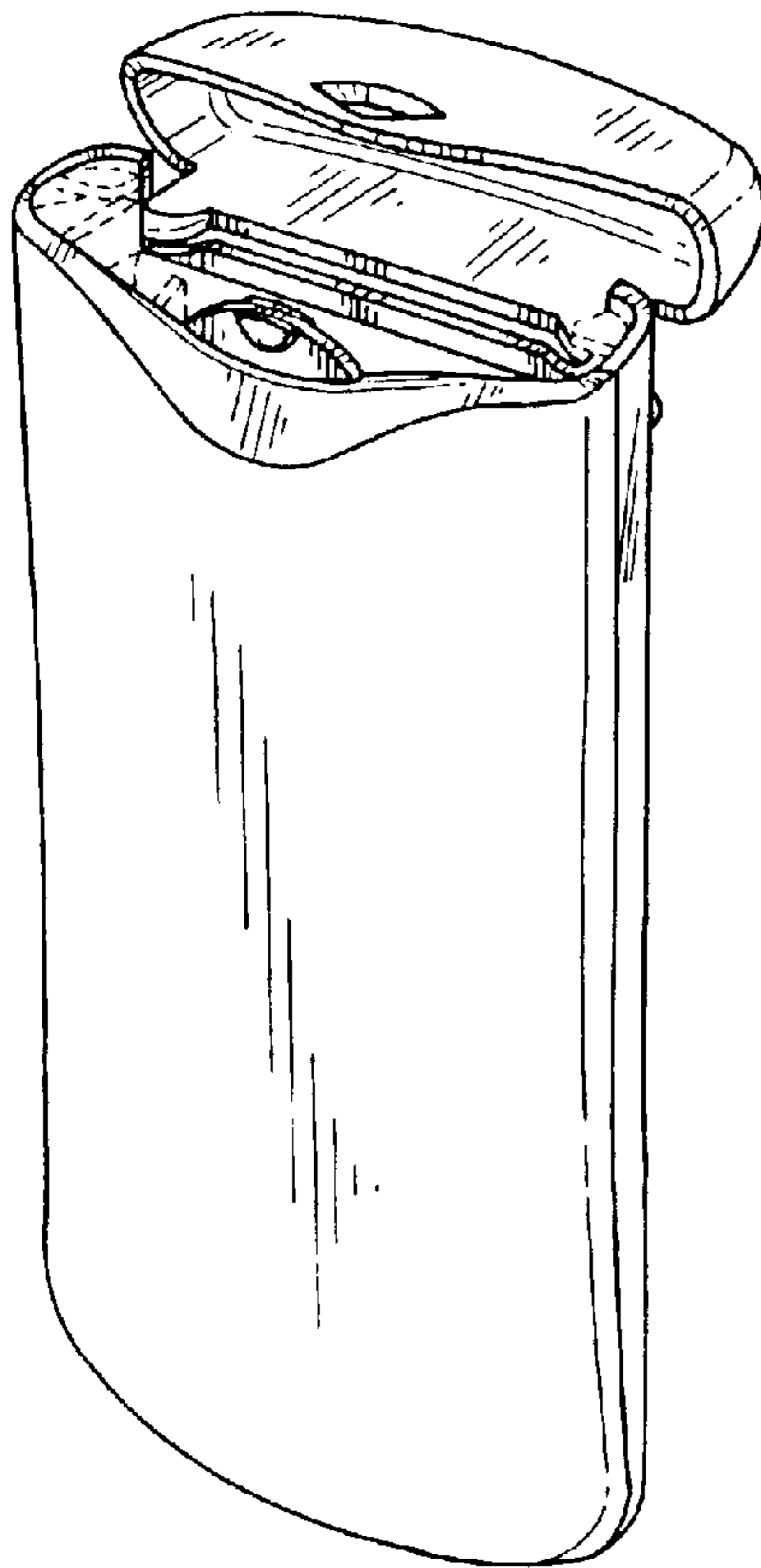


FIG.9

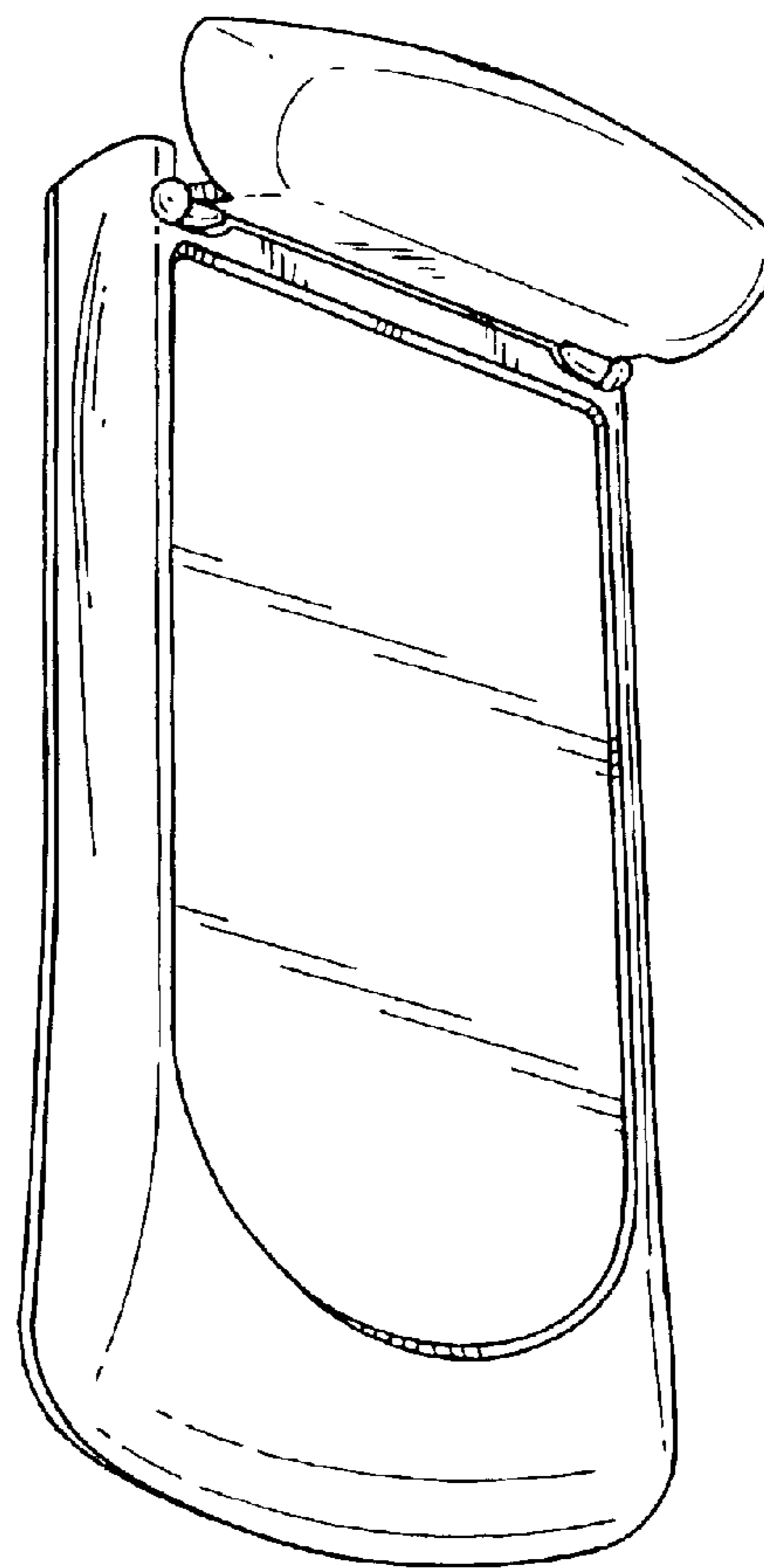


FIG.10




FIG.11

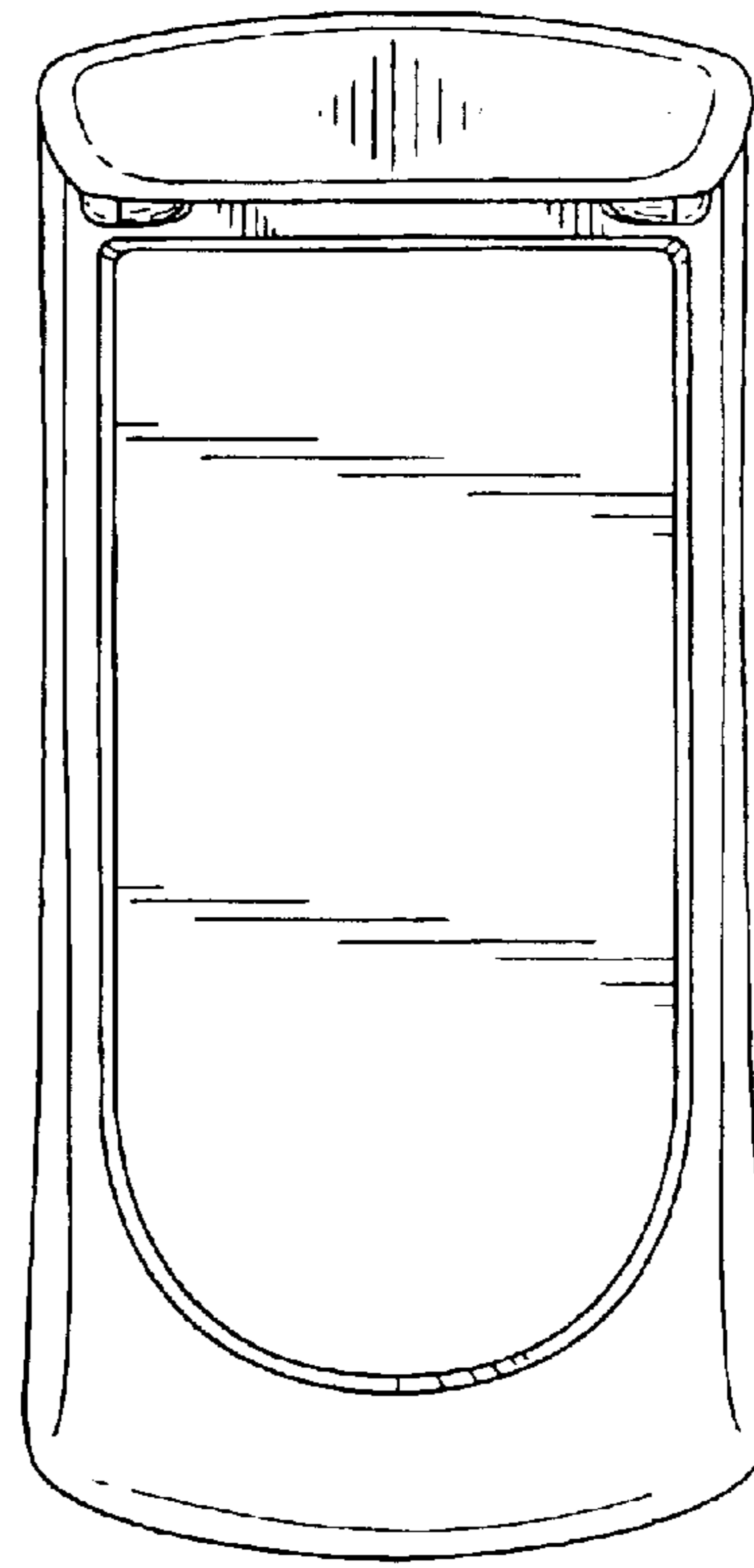


FIG.12




FIG.13

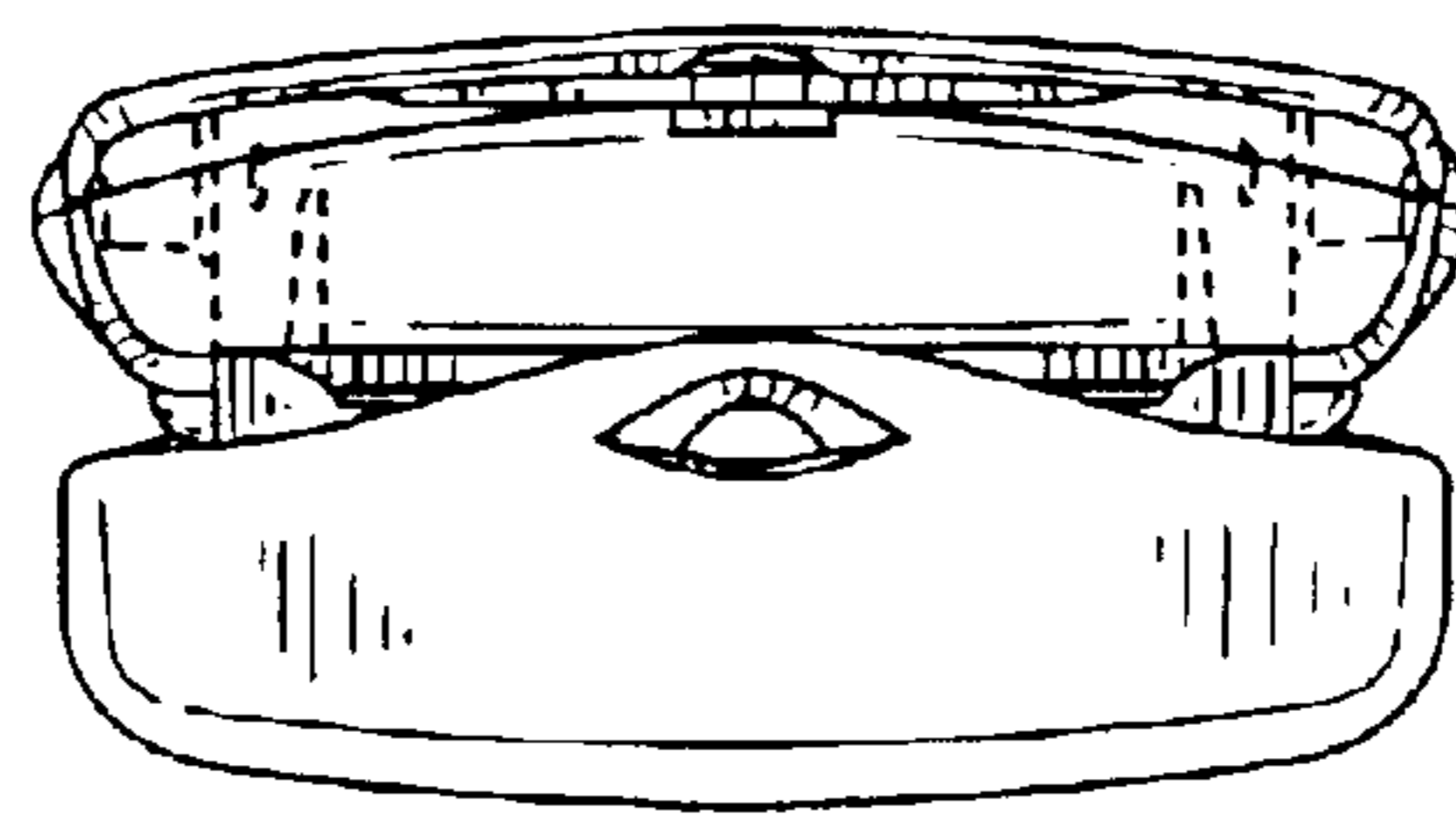


FIG.14

