

US00D491780S1

(12) **United States Design Patent**
Noniewicz

(10) **Patent No.:** **US D491,780 S**
(45) **Date of Patent:** **** Jun. 22, 2004**

(54) **CLAMPING PLIERS**

(75) Inventor: **Zbigniew Noniewicz**, In der Hardt
(DE)

(73) Assignee: **wolcraft, GmbH**, Kempenich (DE)

(**) Term: **14 Years**

(21) Appl. No.: **29/188,042**

(22) Filed: **Aug. 12, 2003**

Related U.S. Application Data

(62) Division of application No. 29/152,421, filed on Dec. 14, 2001.

(30) **Foreign Application Priority Data**

Jun. 16, 2001 (DE) 4 01 05 562
Jun. 28, 2001 (DE) 4 01 06 032

(51) **LOC (7) Cl.** **08-05**

(52) **U.S. Cl.** **D8/52; D8/74**

(58) **Field of Search** **D8/52, 54-58,**
D8/71-74; 269/6; 81/314-317, 329, 342,
385, 415-427.5

(56) **References Cited**

U.S. PATENT DOCUMENTS

668,377 A 2/1901 Koch

4,601,221 A 7/1986 Kalkbrenner et al.
4,607,544 A 8/1986 Jewell, Jr.
D352,436 S 11/1994 Abel
D369,534 S 5/1996 Liou
5,611,138 A 3/1997 Krampe
D399,729 S 10/1998 Chen
6,240,815 B1 6/2001 Huang
6,336,386 B1 1/2002 Lee
6,389,936 B1 5/2002 Domenge
D461,108 S 8/2002 Herzog et al.
6,564,703 B1 5/2003 Lin

Primary Examiner—Clare E. Heflin

(74) *Attorney, Agent, or Firm*—Bell, Boyd & Lloyd LLC

(57) **CLAIM**

I claim the ornamental design of the clamping pliers, as shown and described.

DESCRIPTION

FIG. 1 is a front view of a clamping pliers of the claimed design.

FIG. 2 is a right side view of the clamping pliers of FIG. 1.

FIG. 3 is a top view of the clamping pliers of FIG. 1.

FIG. 4 is another top view of clamping pliers of FIG. 1 showing the clamping pliers in an open position; and,

FIG. 5 is another front view of the clamping pliers of FIG. 1 showing the clamping pliers in a open position.

1 Claim, 3 Drawing Sheets

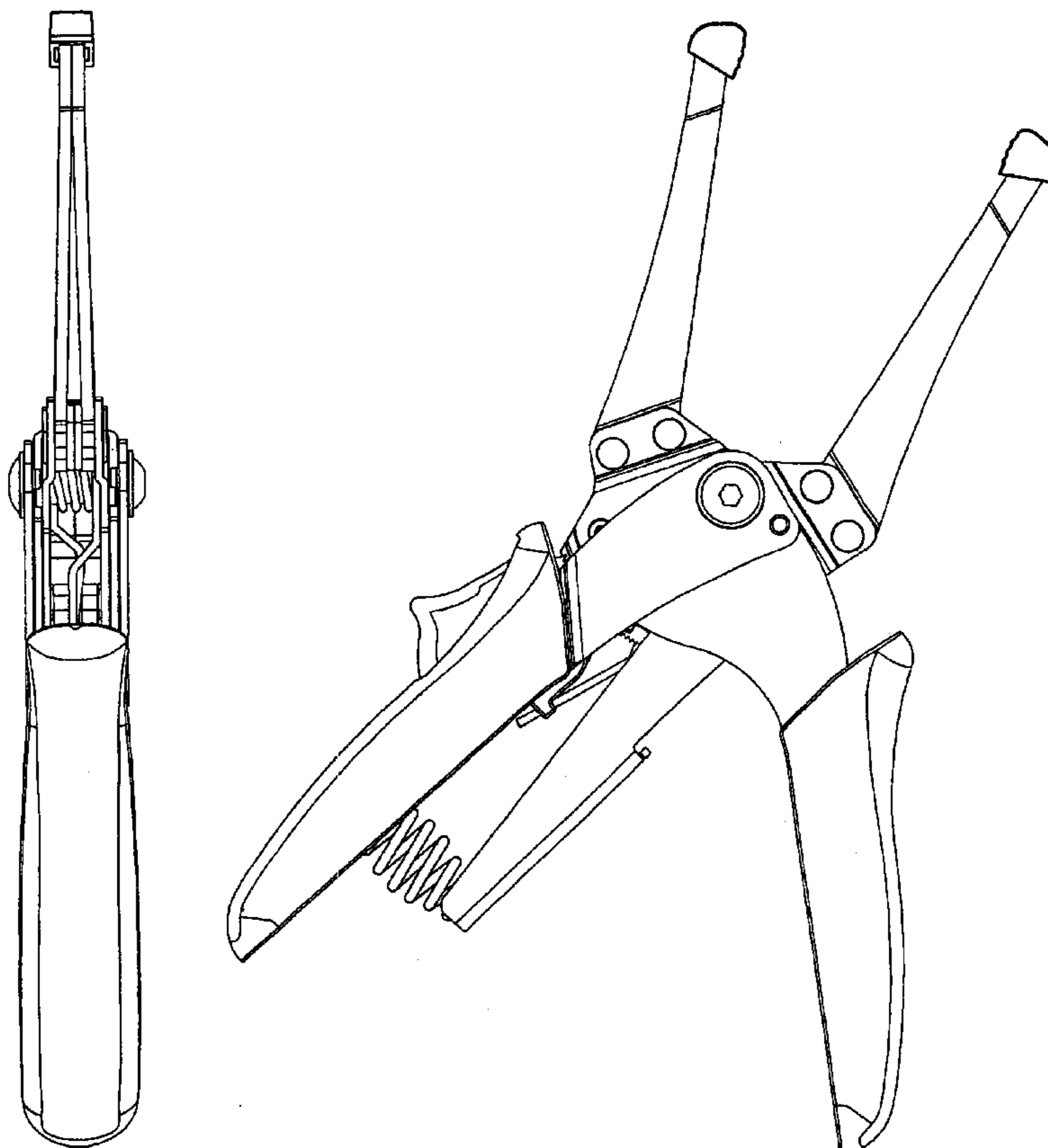


FIG. 2




FIG. 1

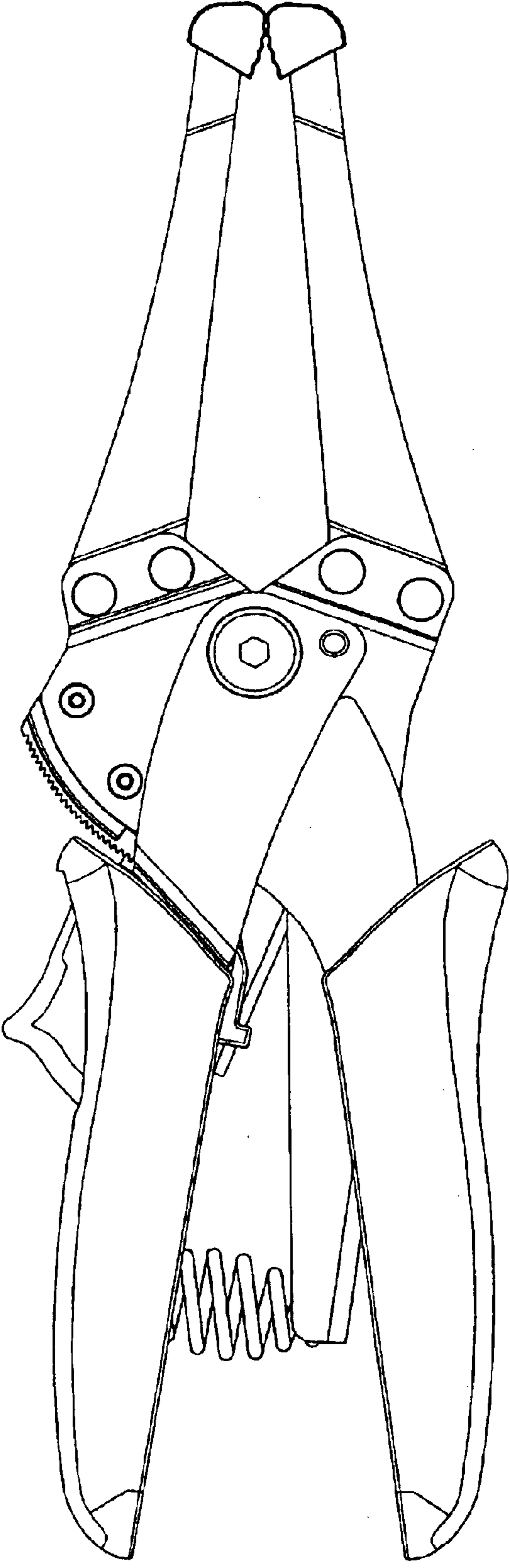


FIG. 3

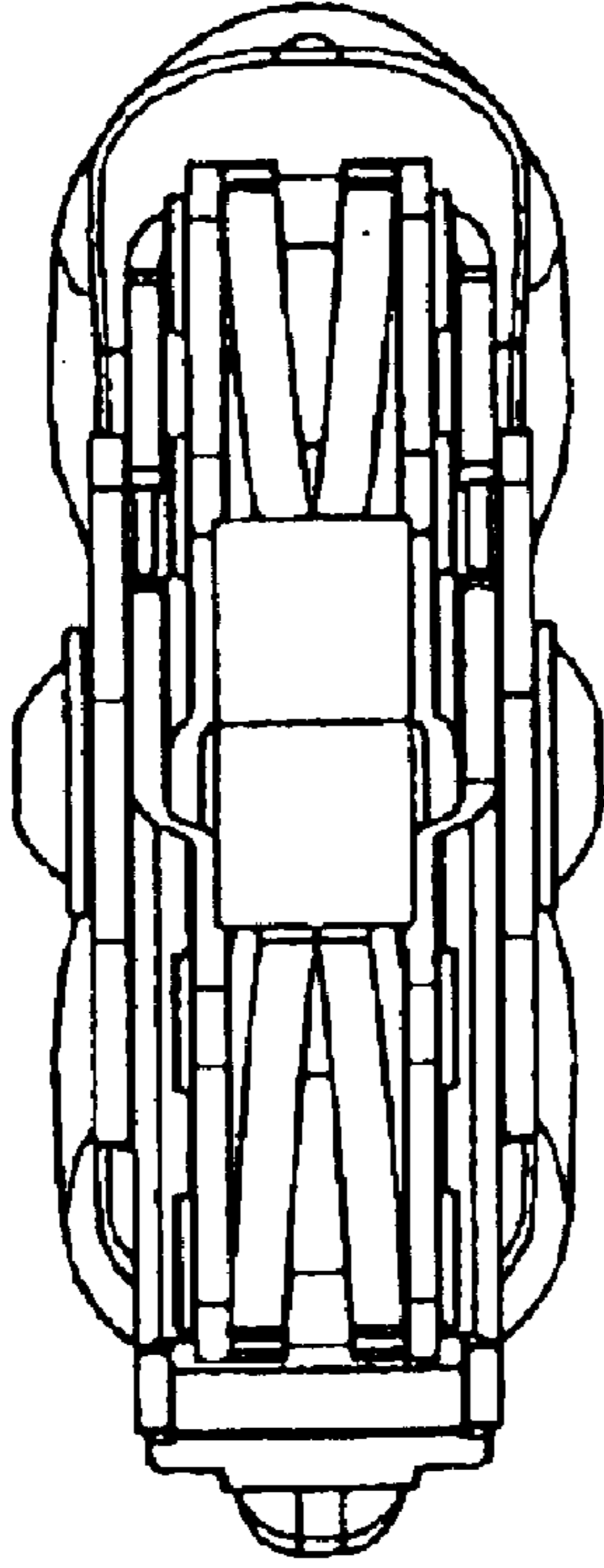


FIG. 4

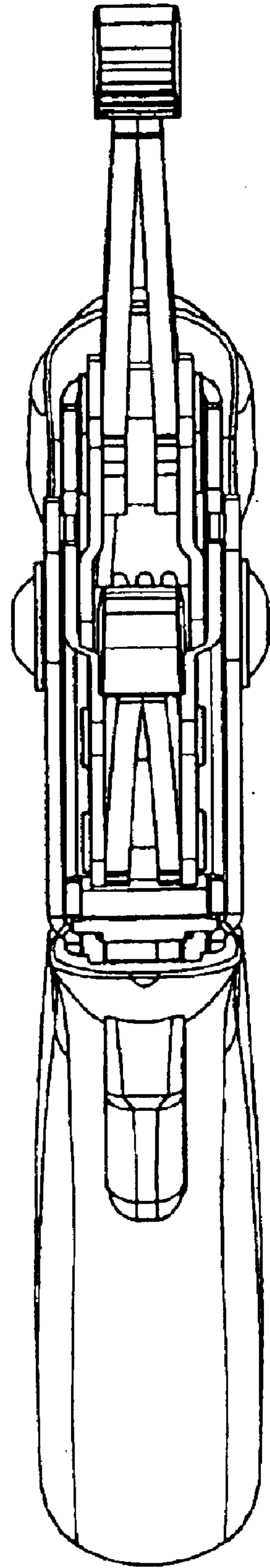


FIG. 5

