



US00D491779S1

(12) **United States Design Patent**  
**Guiette, III et al.**

(10) **Patent No.: US D491,779 S**  
(45) **Date of Patent: \*\* Jun. 22, 2004**

(54) **HAND-HELD CABLE CUTTER**  
(76) Inventors: **William F. Guiette, III**, 28739  
Lebanon Rd., Pine Valley, CA (US)  
91962; **Charles W. Arnold**, 10603  
Burrell Way, Descanso, CA (US) 91916

(\*\*) Term: **14 Years**

(21) Appl. No.: **29/179,861**

(22) Filed: **Apr. 15, 2003**

(51) **LOC (7) Cl. .... 08-03**

(52) **U.S. Cl. .... D8/51; D8/98**

(58) **Field of Search .... D8/98, 51, 52;**  
30/90.1, 90.3, 90.8, 90.9, 92, 91.1, 91.2,  
228

4,349,141 A	9/1982	Ollivier et al.	
4,587,733 A	5/1986	Staempfli	
5,203,083 A *	4/1993	Domonoske .....	30/92
5,722,170 A	3/1998	Smith .....	30/228
D404,627 S	1/1999	Hirabayashi .....	D8/68
5,924,201 A *	7/1999	Wang .....	30/92
D437,765 S *	2/2001	Tarpill .....	D8/98
D437,766 S *	2/2001	Tarpill .....	D8/98
6,349,474 B1	2/2002	Jordan .....	30/228
D481,280 S *	10/2003	Guiette et al. ....	D8/68

\* cited by examiner

*Primary Examiner*—Philip S. Hyder

(74) *Attorney, Agent, or Firm*—Calif Tervo

(57) **CLAIM**

The ornamental design for a hand-held cable cutter, as shown and described.

(56) **References Cited**

**U.S. PATENT DOCUMENTS**

2,140,214 A	12/1938	Temple
2,716,813 A	9/1955	Smyres
2,766,525 A	10/1956	Hoffman
3,003,235 A	10/1961	Temple et al.
3,353,445 A	11/1967	Temple et al.
3,474,533 A	10/1969	Peck
3,643,329 A	2/1972	Lieberman
3,763,738 A	10/1973	Temple
4,026,028 A	5/1977	Green

**DESCRIPTION**

FIG. 1 is a top, rear, left side perspective view of a hand-held cable cutter showing our new design;  
FIG. 2 is a front elevation view thereof;  
FIG. 3 is a rear elevation view thereof;  
FIG. 4 is a right side elevation view thereof, the left side being a mirror image.  
FIG. 5 is a top plan view thereof; and,  
FIG. 6 is a bottom plan view thereof.

**1 Claim, 2 Drawing Sheets**

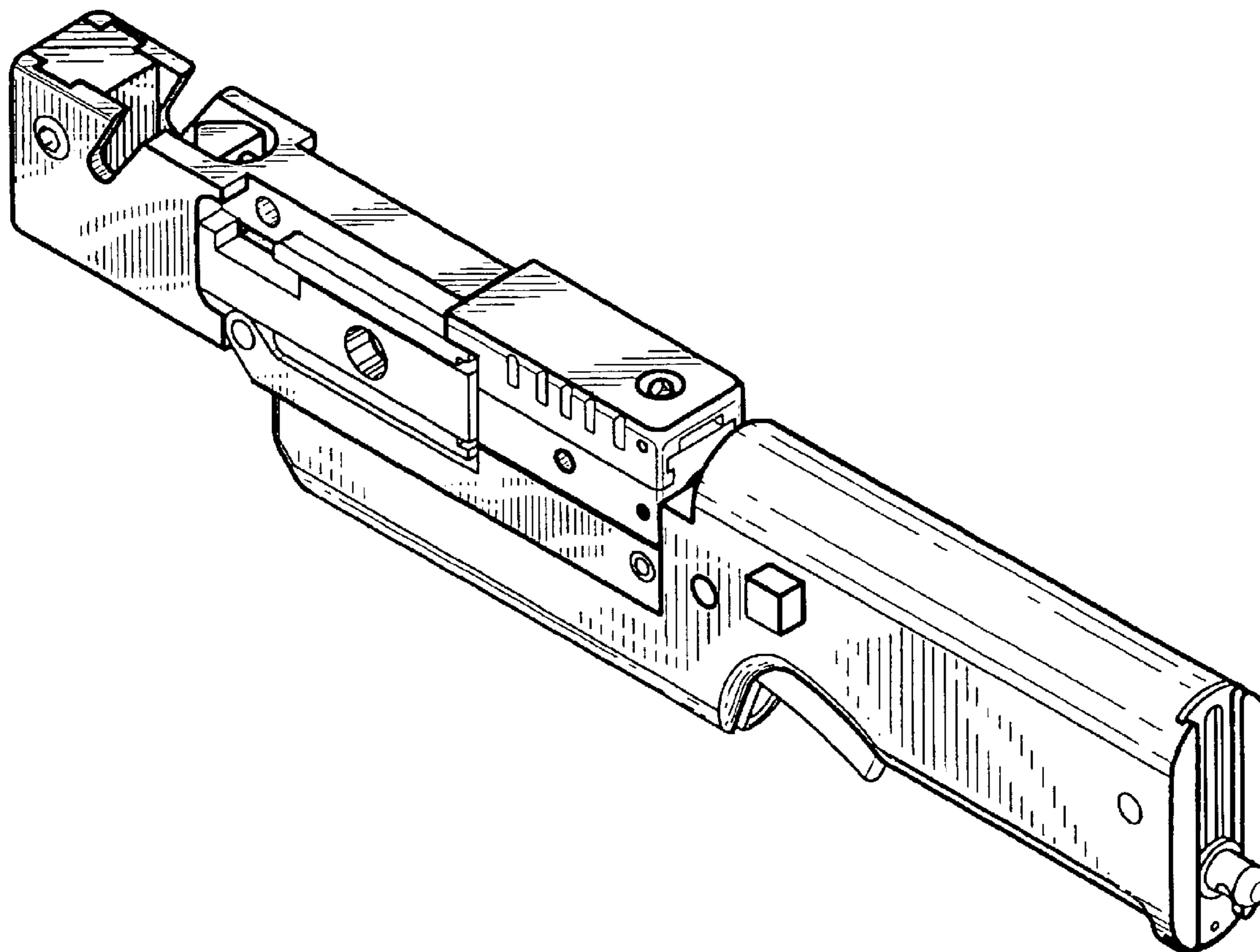


FIG. 1

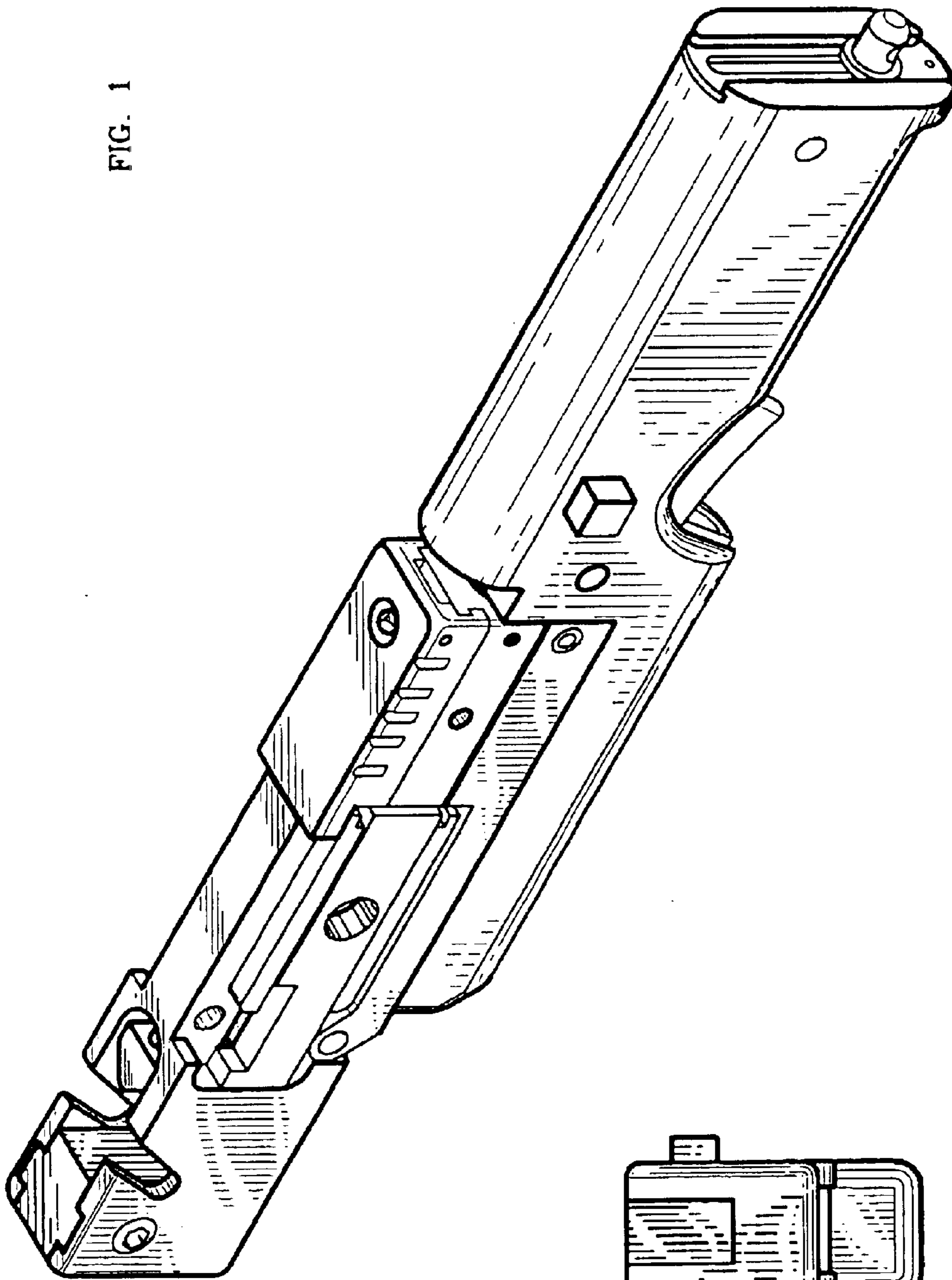


FIG. 2


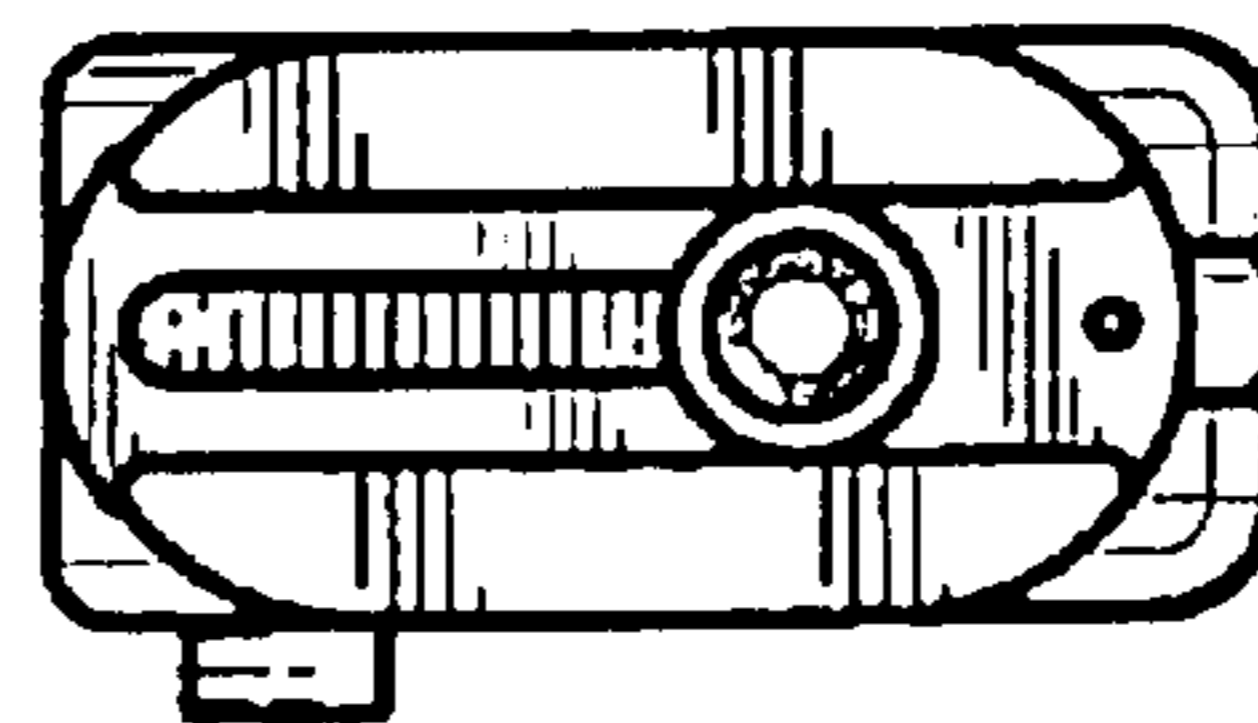


FIG. 3



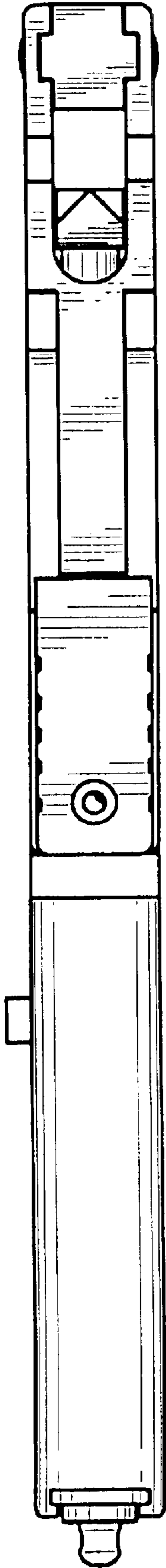


FIG. 5

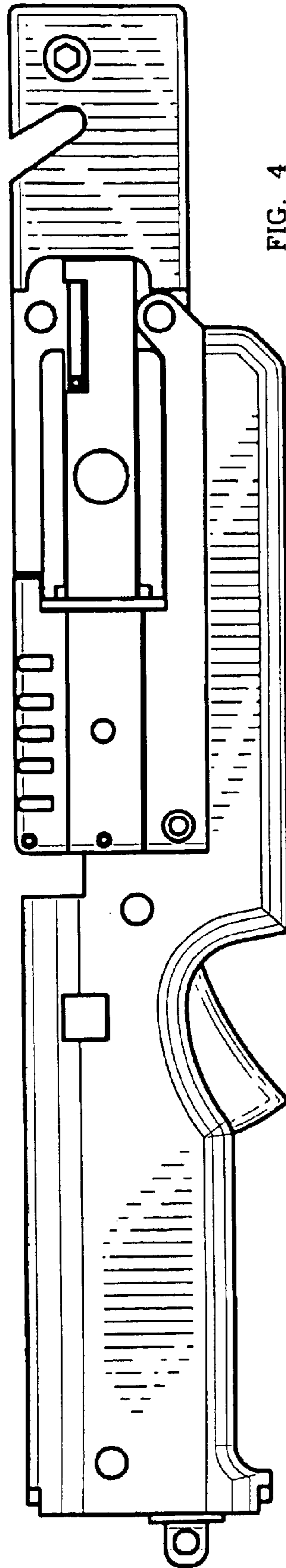


FIG. 4

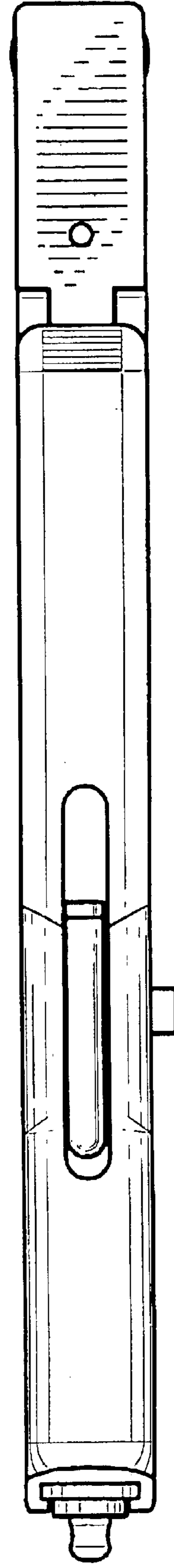


FIG. 6