

US00D491770S1

(12) **United States Design Patent**
Strange

(10) **Patent No.:** **US D491,770 S**
(45) **Date of Patent:** **** Jun. 22, 2004**

(54) **SPOON**

(75) **Inventor:** **Nickolas F. Strange**, Oneida, NY (US)

(73) **Assignee:** **Oneida, Ltd.**, Oneida, NY (US)

(**) **Term:** **14 Years**

(21) **Appl. No.:** **29/187,357**

(22) **Filed:** **Jul. 31, 2003**

(51) **LOC (7) Cl.** **07-03**

(52) **U.S. Cl.** **D7/653**

(58) **Field of Search** D7/642-645, 653-664,
D7/401.2; 30/147-150, 322-328

(56) **References Cited**

U.S. PATENT DOCUMENTS

34,252 A	*	1/1862	Grosjean	30/340
D9,344 S	*	6/1876	White	D7/653
D37,190 S	*	10/1904	Codman	D7/653
D39,509 S	*	9/1908	Habensack	D7/653
D47,782 S	*	9/1915	Crowell, Jr.	D7/653
D72,999 S	*	7/1927	Kirk	D7/653

OTHER PUBLICATIONS

1830's-1990's American Sterling Silver Flatware; ©1993; ISBN: 0-89689-095-3; p. 203, Pattern: Commonwealth, p. 212, Pattern: Eastlake.*

* cited by examiner

Primary Examiner—Caron D. Veynar

(74) *Attorney, Agent, or Firm*—Wall Marjama & Bilinski

(57) **CLAIM**

The ornamental design for an spoon, as shown and described.

DESCRIPTION

FIG. 1 is a top plan view of a spoon, illustrating my new Design;

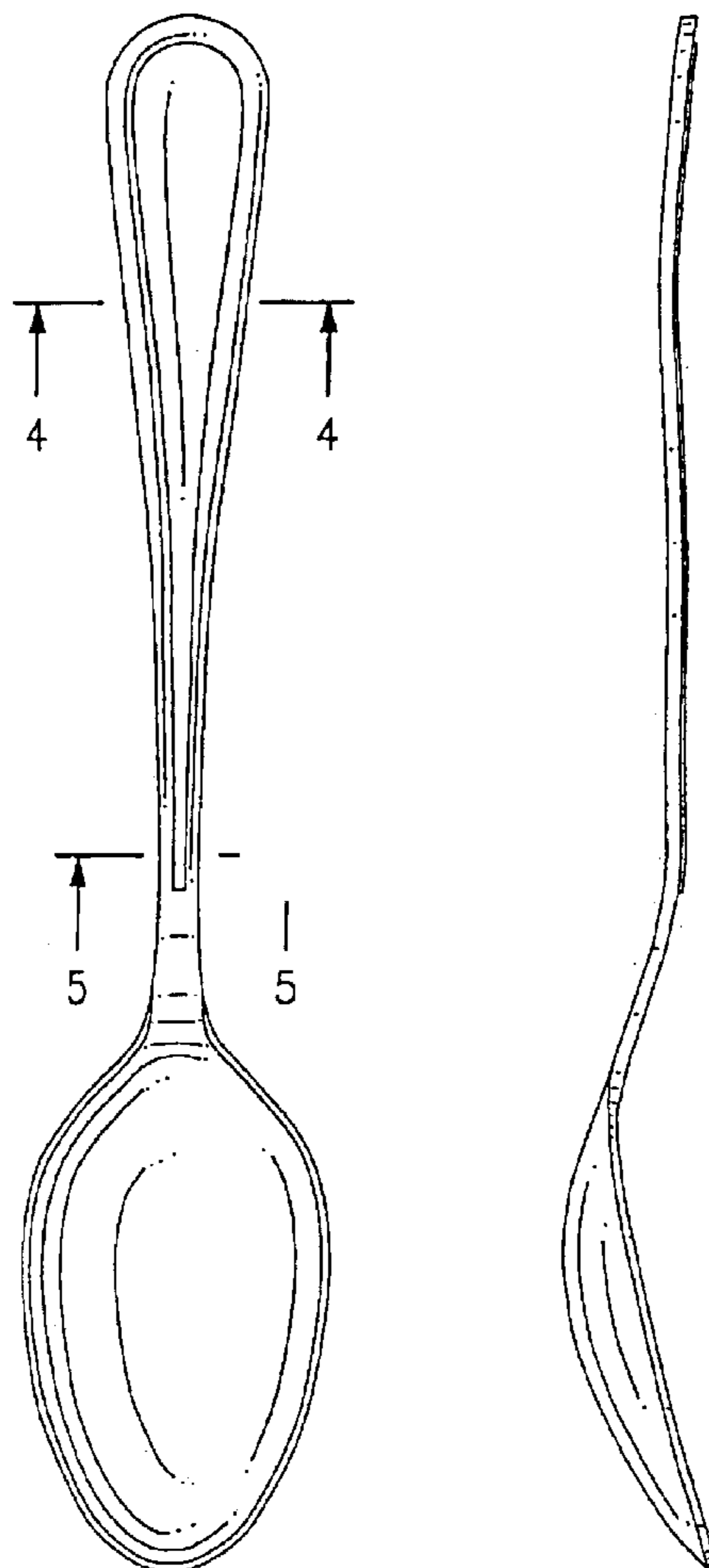
FIG. 2 is a left side elevation view thereof, the right side elevation view being a mirror image thereof;

FIG. 3 is a bottom view thereof;

FIG. 4 is a cross sectional view thereof; taken through lines 4-4 of FIG. 1; and,

FIG. 5 is a cross sectional view thereof, taken through lines 5-5 of FIG. 1.

1 Claim, 1 Drawing Sheet



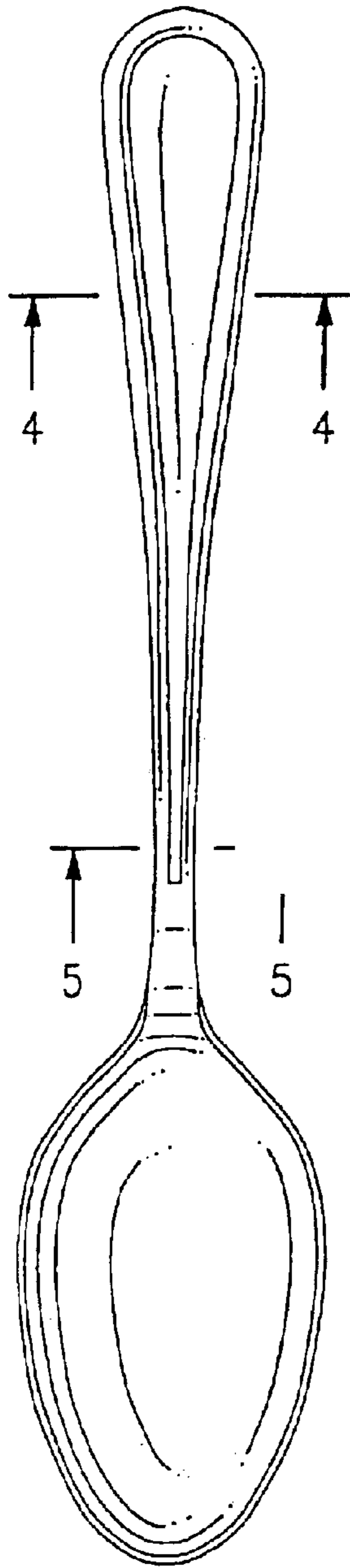


FIG. 1

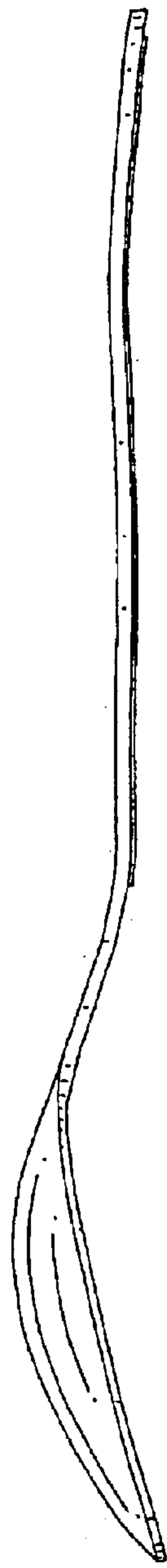


FIG. 2

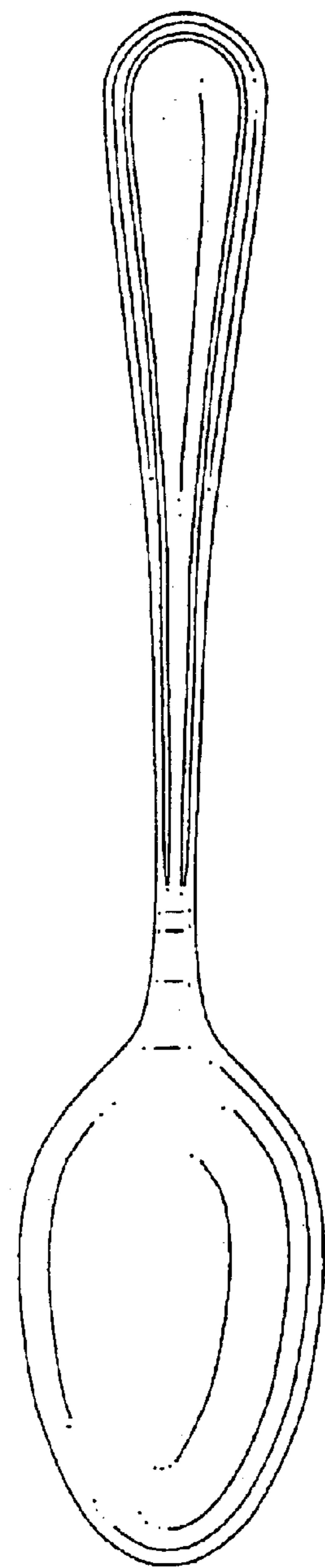


FIG. 3



FIG. 4



FIG. 5