

US00D491768S1

(12) **United States Design Patent**  
**Henry**

(10) **Patent No.:** **US D491,768 S**  
(45) **Date of Patent:** **\*\* Jun. 22, 2004**

- (54) **LAZY SUSAN SPICE RACK DESIGN**
- (75) **Inventor:** **Louis F. Henry**, New York, NY (US)
- (73) **Assignee:** **Legos Engineering Corporation**,  
Oxnard, CA (US)
- (\*\*) **Term:** **14 Years**
- (21) **Appl. No.:** **29/188,318**
- (22) **Filed:** **Aug. 14, 2003**
- (51) **LOC (7) Cl.** ..... **07-06**
- (52) **U.S. Cl.** ..... **D7/600.4**
- (58) **Field of Search** ..... D7/600-600.4,  
D7/701, 704, 707, 708; 211/71.01, 74,  
77, 78, 85.31; D6/449, 457, 458, 462, 466,  
512, 534, 524, 552

- 2,883,063 A \* 4/1959 Baren ..... 211/78
- D401,819 S \* 12/1998 Doret, Jr. .... D7/600.2
- D403,212 S \* 12/1998 Doret, Jr. .... D7/600.2
- D444,359 S \* 7/2001 Levy ..... D7/704

\* cited by examiner

*Primary Examiner*—Terry A. Wallace

(74) *Attorney, Agent, or Firm*—Jack C. Munro

(57) **CLAIM**

The ornamental design for Lazy Susan spice rack design, as shown and described.

**DESCRIPTION**

FIG. 1 is a front elevational view of the Lazy Susan spice rack design showing my new design with the rear view being identical;

FIG. 2 is a right side elevational view thereof with the left side being identical;

FIG. 3 is a top plan view thereof; and,


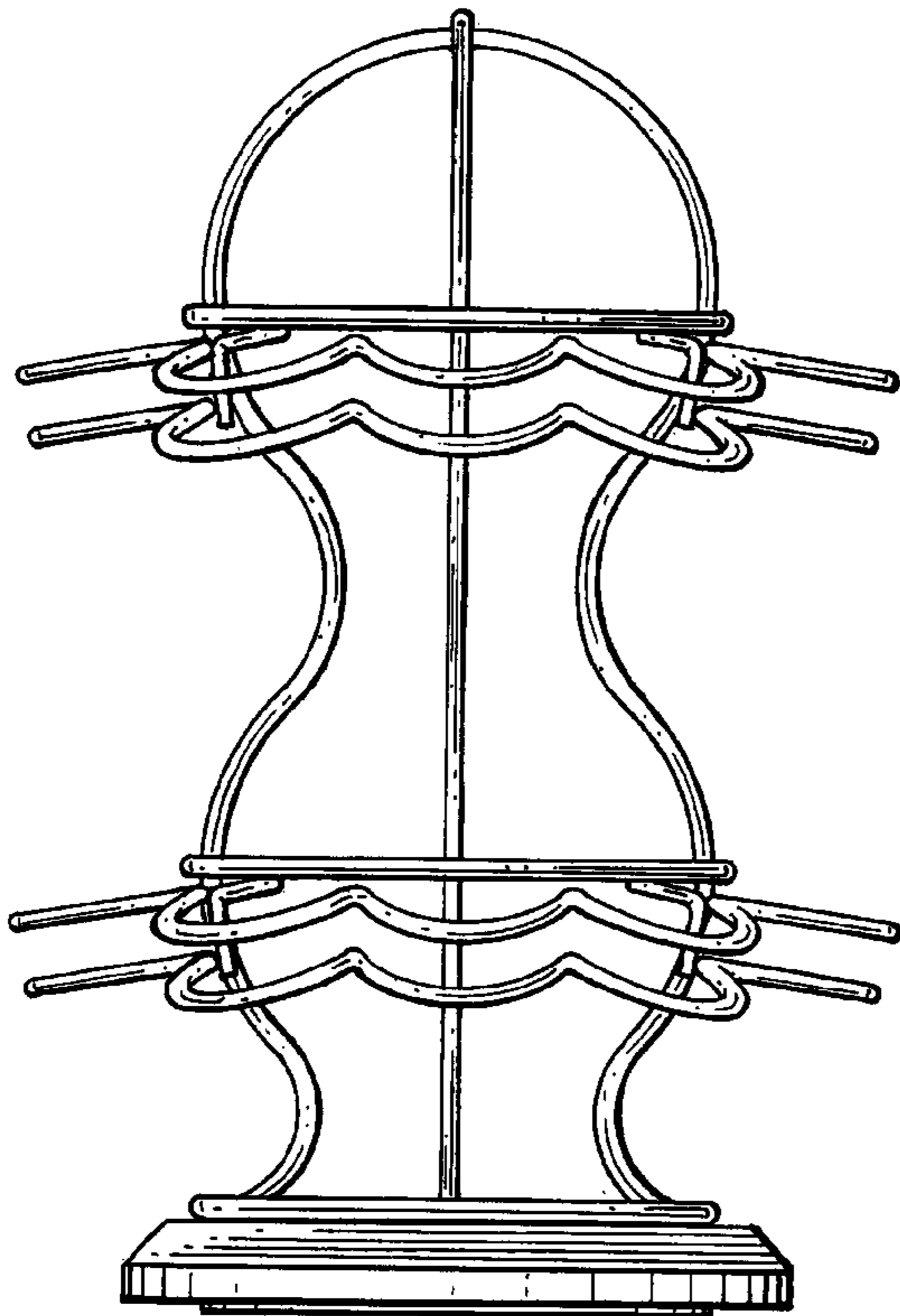
FIG. 4 is a bottom plan view thereof.

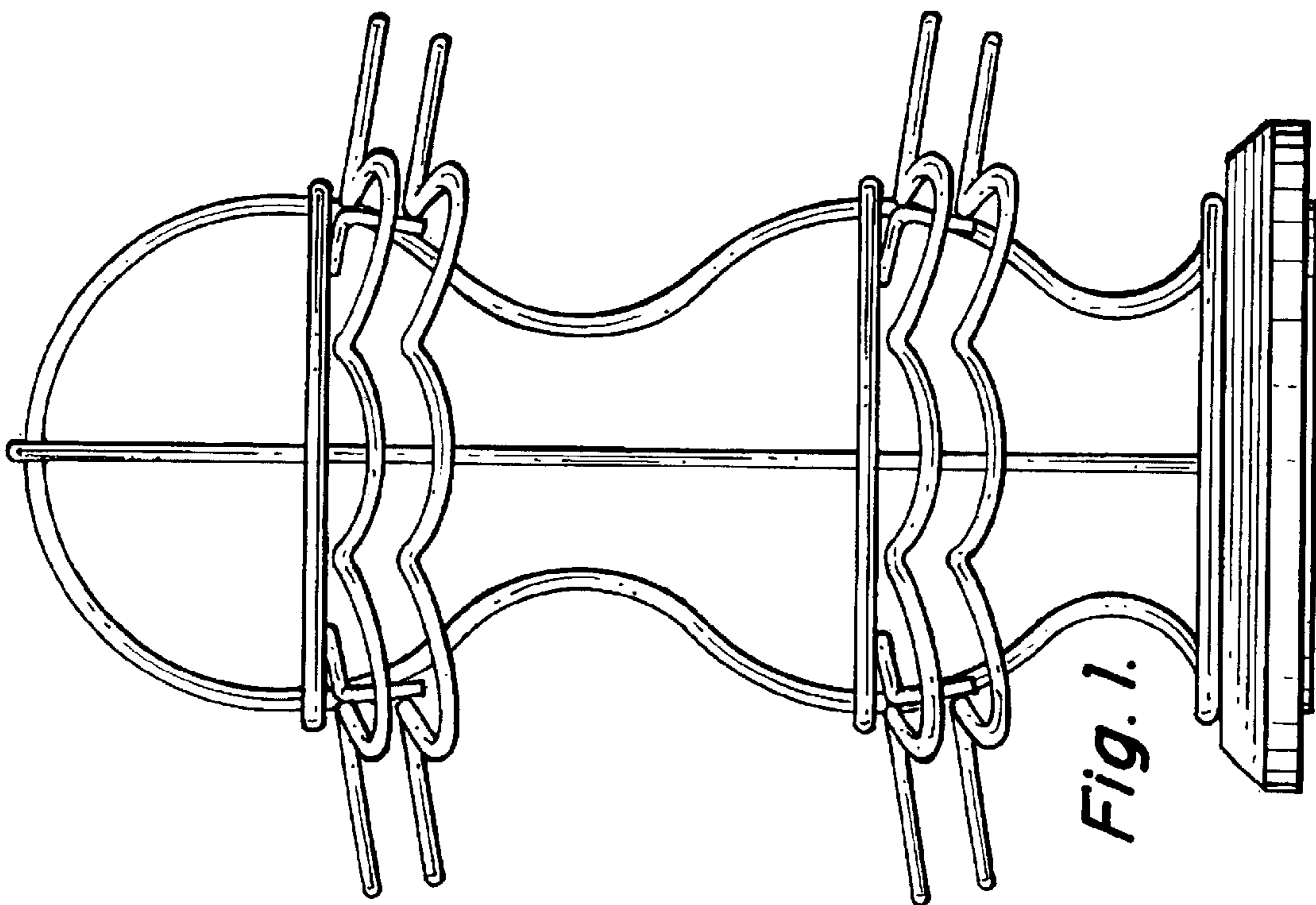
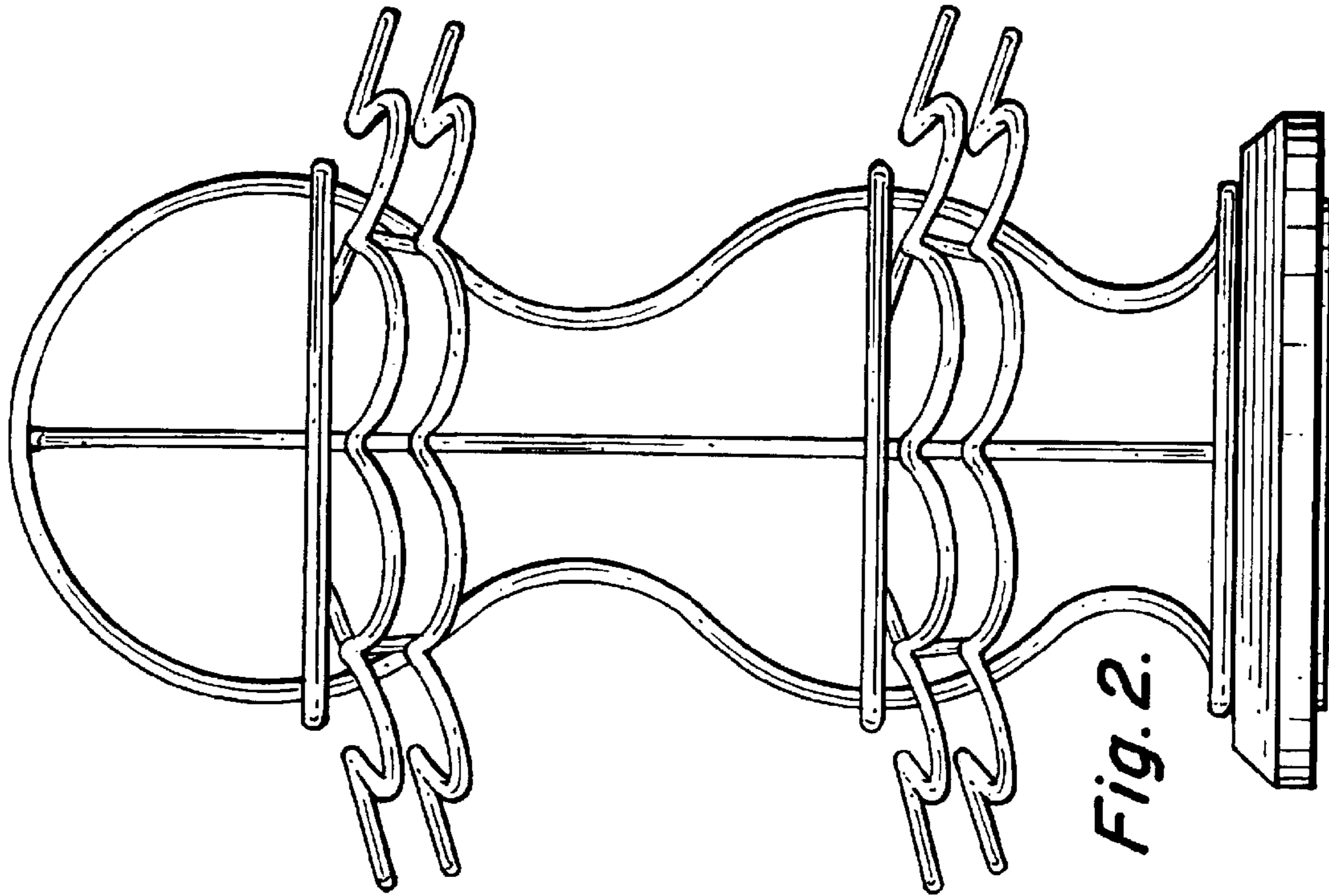
(56) **References Cited**


**U.S. PATENT DOCUMENTS**

- D166,528 S \* 4/1952 Cole ..... D6/458


**1 Claim, 2 Drawing Sheets**







*Fig. 4.*



*Fig. 3.*