

US00D491745S1

(12) **United States Design Patent**
Harwanko et al.

(10) **Patent No.: US D491,745 S**
(45) **Date of Patent: ** Jun. 22, 2004**

(54) **SPACESAVER CABINET** D460,290 S 7/2002 Walker D6/436

(75) Inventors: **Jeffrey Harwanko**, Wilmington, DE (US); **Matt Chamik**, New Castle, DE (US); **Kevin Didehvar**, Hockessin, DE (US)

Primary Examiner—Cathron Brooks
(74) *Attorney, Agent, or Firm*—Edgar A. Zarins; Lloyd D. Doigan

(73) Assignee: **Zenith Products Corp.**, New Castle, DE (US)

(57) **CLAIM**

(**) Term: **14 Years**

The ornamental design for a spacesaver cabinet, as shown and described.

(21) Appl. No.: **29/190,328**

DESCRIPTION

(22) Filed: **Sep. 18, 2003**

FIG. 1 is a perspective view of a spacesaver cabinet showing our new design;

(51) **LOC (7) Cl.** **06-04**

(52) **U.S. Cl.** **D6/436**

FIG. 2 is a top plan view thereof;

(58) **Field of Search** D6/436-439, 441, D6/444-448, 470; 312/196, 204, 224, 279

FIG. 3 is a front elevational view thereof; and,

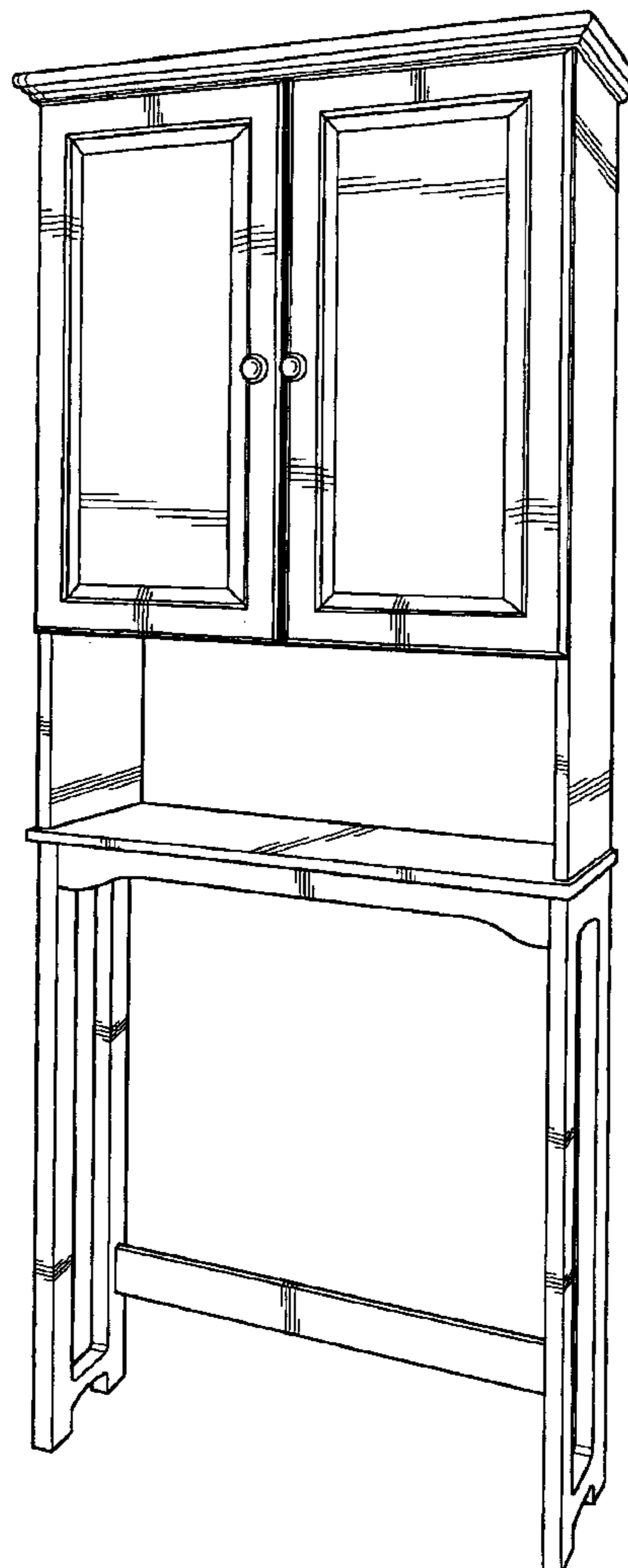
FIG. 4 is a left side view thereof, the opposite side being a mirror image of the side shown.

(56) **References Cited**

U.S. PATENT DOCUMENTS

D439,074 S 3/2001 Chen D6/436

1 Claim, 2 Drawing Sheets






Fig-1

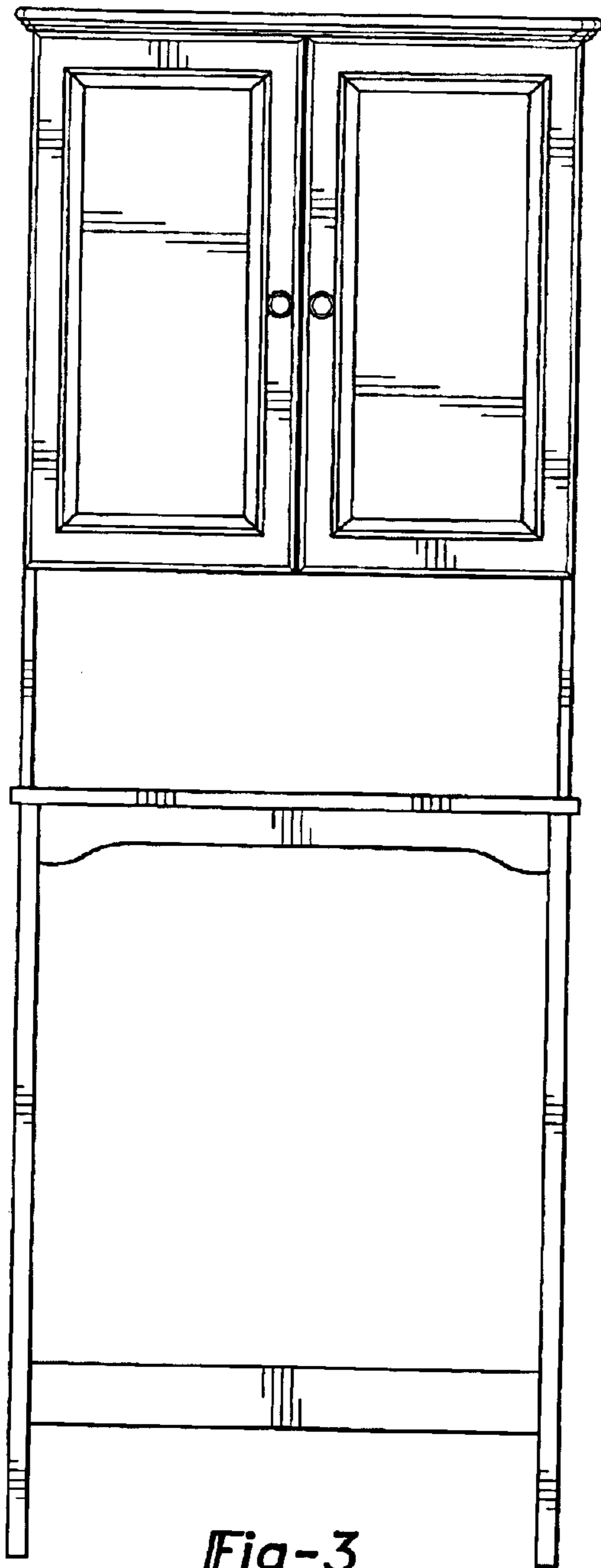


Fig-3




Fig-4




Fig-2