

US00D491738S1

(12) **United States Design Patent**  
**Vanderminden**

(10) **Patent No.:** **US D491,738 S**  
(45) **Date of Patent:** **\*\* Jun. 22, 2004**

(54) **CAST OUTDOOR CHAIR**

D450,468 S \* 11/2001 Caldwell ..... D6/376

(75) **Inventor:** **William M. Vanderminden,**  
Queensbury, NY (US)

\* cited by examiner

(73) **Assignee:** **Telescope Casual Furniture, Inc.,**  
Granville, NY (US)

*Primary Examiner*—Gary D. Watson

(74) *Attorney, Agent, or Firm*—Francis C. Hand; Carella,  
Byrne, Bain etal

(\*\*) **Term:** **14 Years**

(57) **CLAIM**

The ornamental design of a cast outdoor chair, as shown and described.

(21) **Appl. No.:** **29/185,198**

(22) **Filed:** **Jun. 24, 2003**

**DESCRIPTION**

(51) **LOC (7) Cl.** ..... **06-01**

(52) **U.S. Cl.** ..... **D6/376; D6/379**

(58) **Field of Search** ..... D6/334, 335, 369,  
D6/370, 374, 376, 379, 380, 500, 501,  
502; 297/445.1, 446.1

FIG. 1 illustrates a perspective front view of a cast outdoor chair in accordance with the invention;

FIG. 2 illustrates a front view of the cast outdoor chair of FIG. 1;

FIG. 3 illustrates a left side view of the cast outdoor chair of FIG. 1, the right side view of which is a mirror image;

FIG. 4 illustrates a back view of the cast outdoor chair of FIG. 1;

FIG. 5 illustrates a top view of the cast outdoor chair of FIG. 1; and,

FIG. 6 illustrates a bottom view of the cast outdoor chair of FIG. 1.

(56) **References Cited**

**U.S. PATENT DOCUMENTS**

D316,491 S	*	4/1991	Frinier	.....	D6/379
D399,352 S	*	10/1998	Frinier	.....	D6/369
D426,718 S	*	6/2000	Gaylord et al.	.....	D6/376
D426,975 S	*	6/2000	Gaylord et al.	.....	D6/376
D446,957 S	*	8/2001	Caldwell	.....	D6/376

**1 Claim, 6 Drawing Sheets**

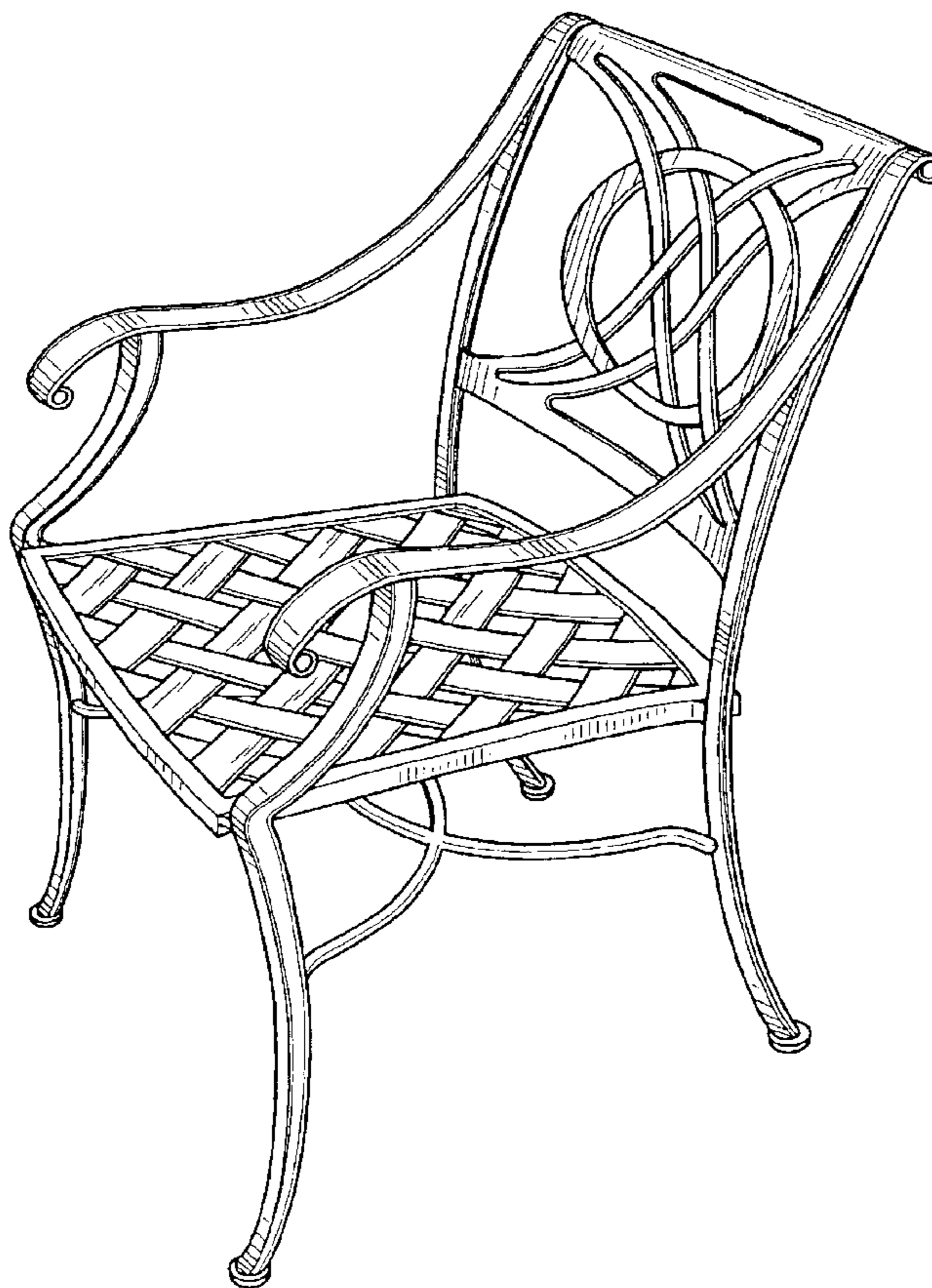


FIG. 1

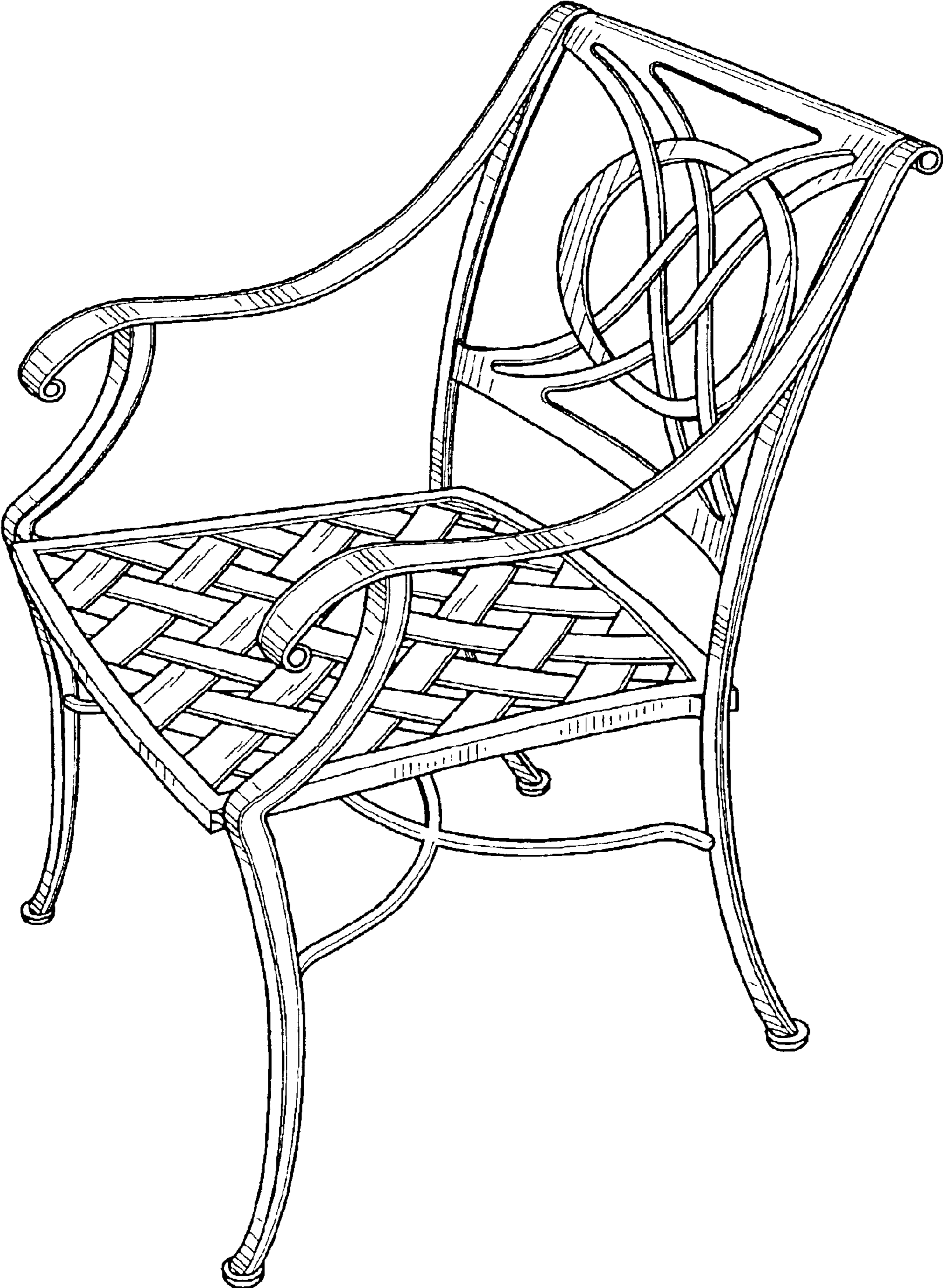


FIG. 2




FIG. 3

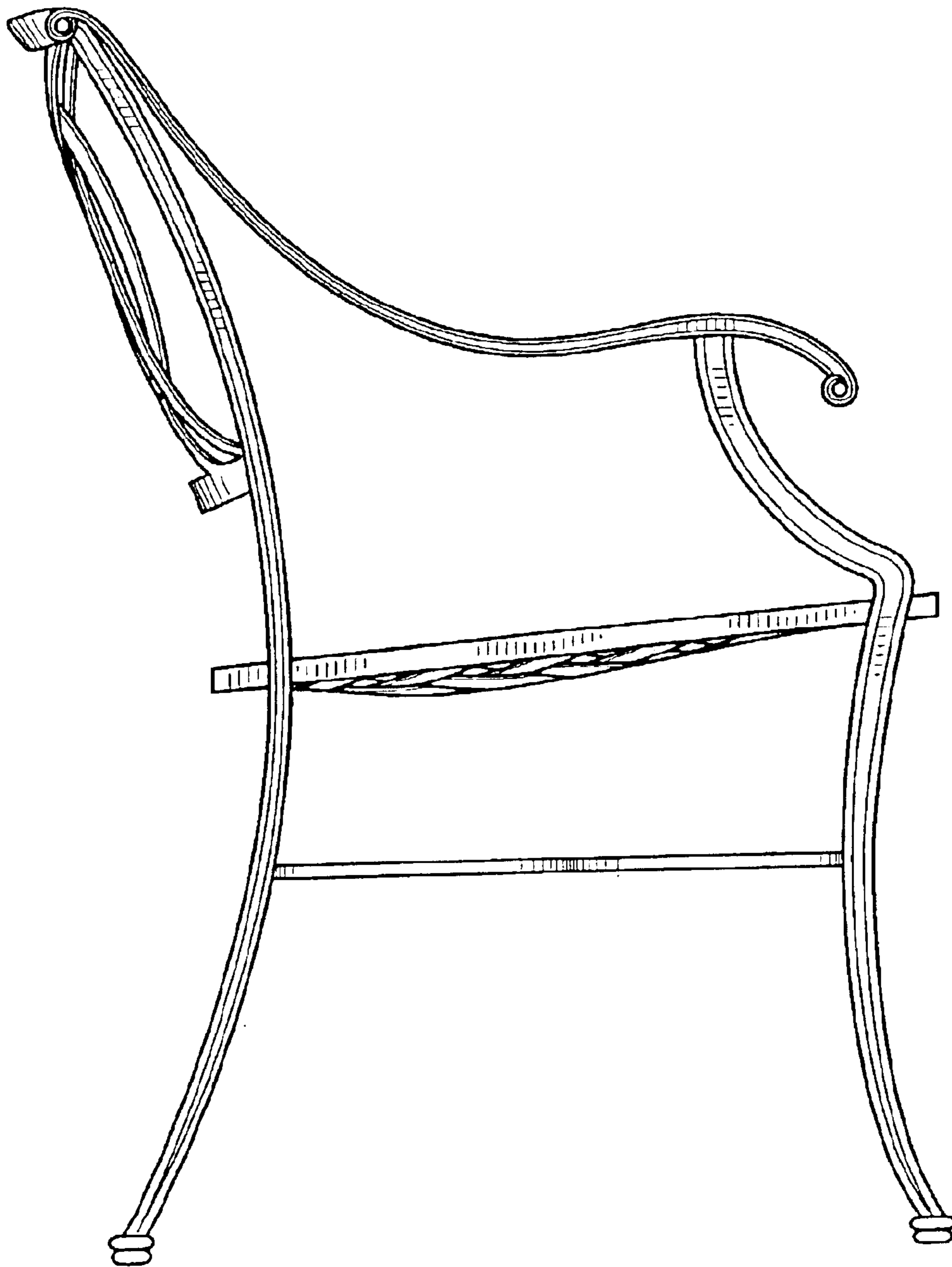


FIG. 4




FIG. 5




FIG. 6

