

US00D491727S1

(12) **United States Design Patent**
Koenig et al.

(10) **Patent No.: US D491,727 S**
(45) **Date of Patent: ** Jun. 22, 2004**

(54) **WHEEL SET FOR A DUFFLE BAG**

3,754,773 A * 8/1973 Bruno 280/35 X
4,545,592 A * 10/1985 Taskovic 280/35
5,758,751 A * 6/1998 Charles 190/107

(76) Inventors: **Thomas L. Koenig**, 1350 Hayes St.,
Suite C-16, Benicia, CA (US) 94510;
Margaret Mary Catherine Raible,
1350 Hayes St., Suite C-16, Benicia,
CA (US) 94510

* cited by examiner

Primary Examiner—Louis S. Zarfes
Assistant Examiner—Monica A Weingart
(74) *Attorney, Agent, or Firm*—Bernhard Kreten

(**) Term: **14 Years**

(57) **CLAIM**

(21) Appl. No.: **29/169,675**

The ornamental design for a wheel set for a duffle bag, as shown and described.

(22) Filed: **Oct. 23, 2002**

(51) **LOC (7) Cl.** **03-01**

(52) **U.S. Cl.** **D3/318**

(58) **Field of Search** D3/318, 272, 273,
D3/274, 276, 279, 281, 282, 290, 321,
322; 16/18 R, 30; 190/18 A, 18 R, 115;
280/35, 37, 47.131, 101

DESCRIPTION

FIG. 1 is a perspective view of a wheel set for a duffle bag showing my new design.

FIG. 2 is a top view thereof.

FIG. 3 is a front view, the rear being a mirror image thereof.

FIG. 4 is a bottom view thereof; and,

FIG. 5 is a side view, the opposite side being a mirror image thereof.

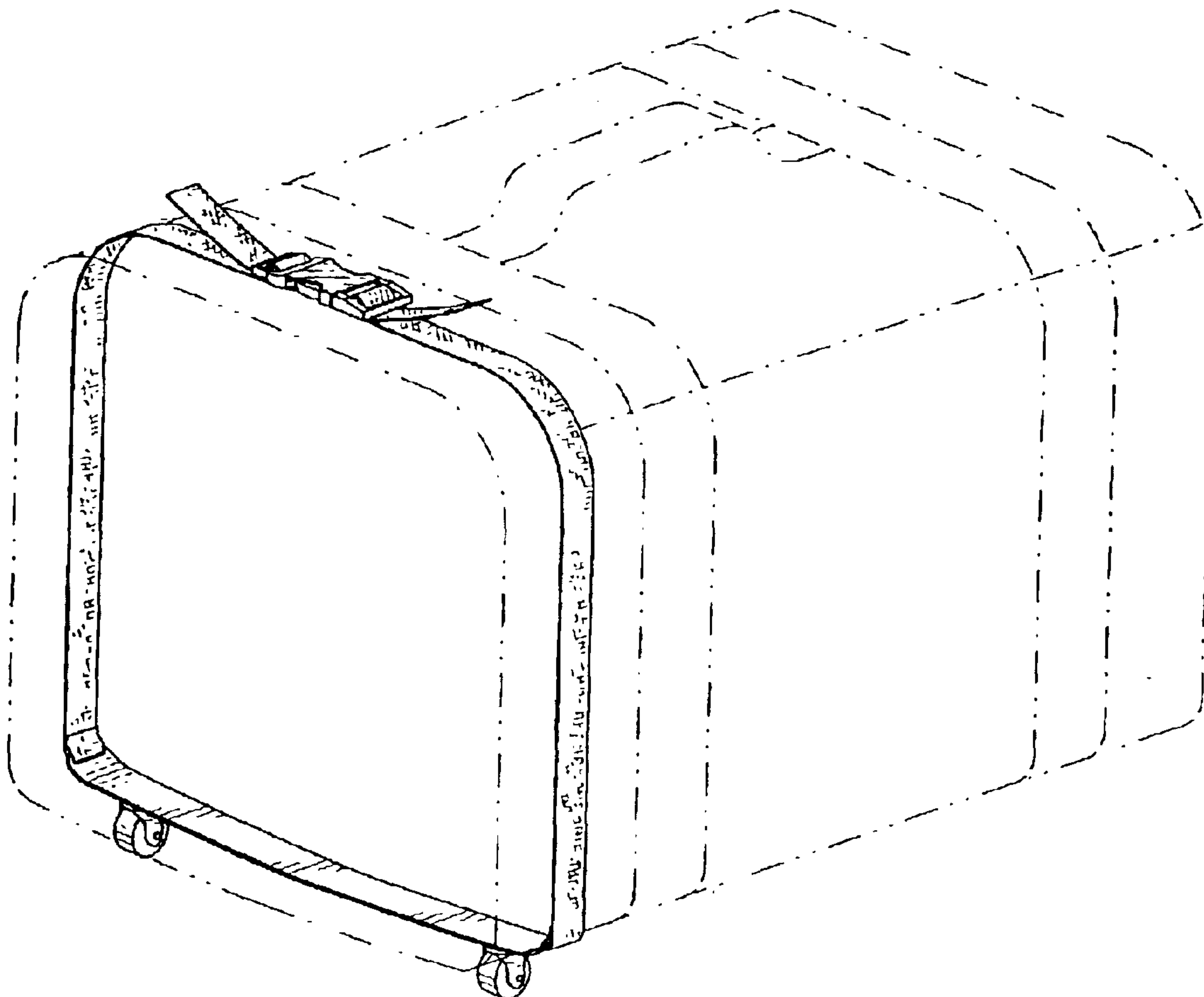
The broken-line showing of environmental structure in FIG. 1 is for illustrative purposes only and forms no part of the claimed design.

(56) **References Cited**

U.S. PATENT DOCUMENTS

790,748 A * 5/1905 Rangnow 190/18 A
1,561,122 A * 11/1925 Stahl 280/35
3,547,457 A * 12/1970 Langer 280/47.131

1 Claim, 1 Drawing Sheet



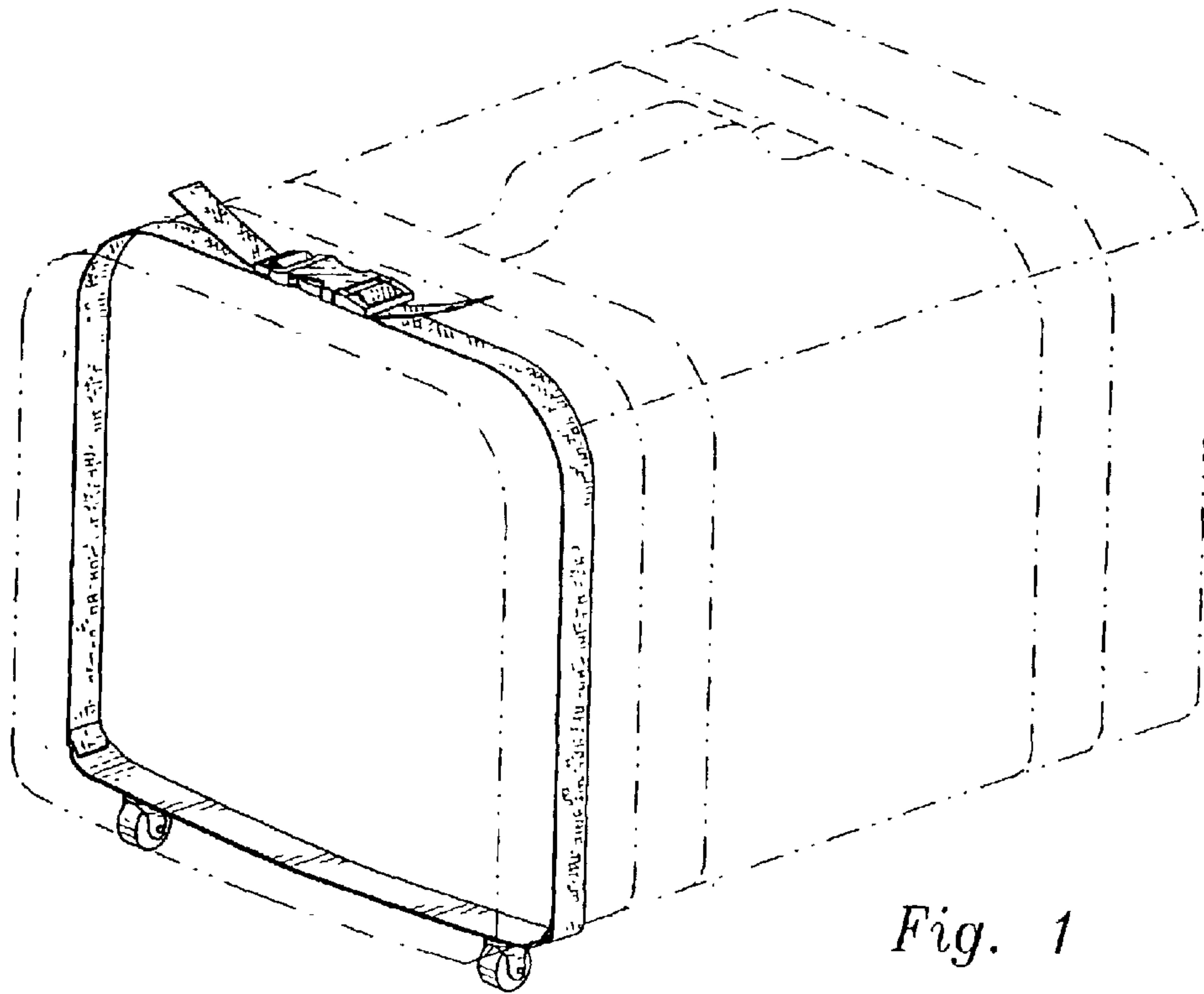


Fig. 1



Fig. 2

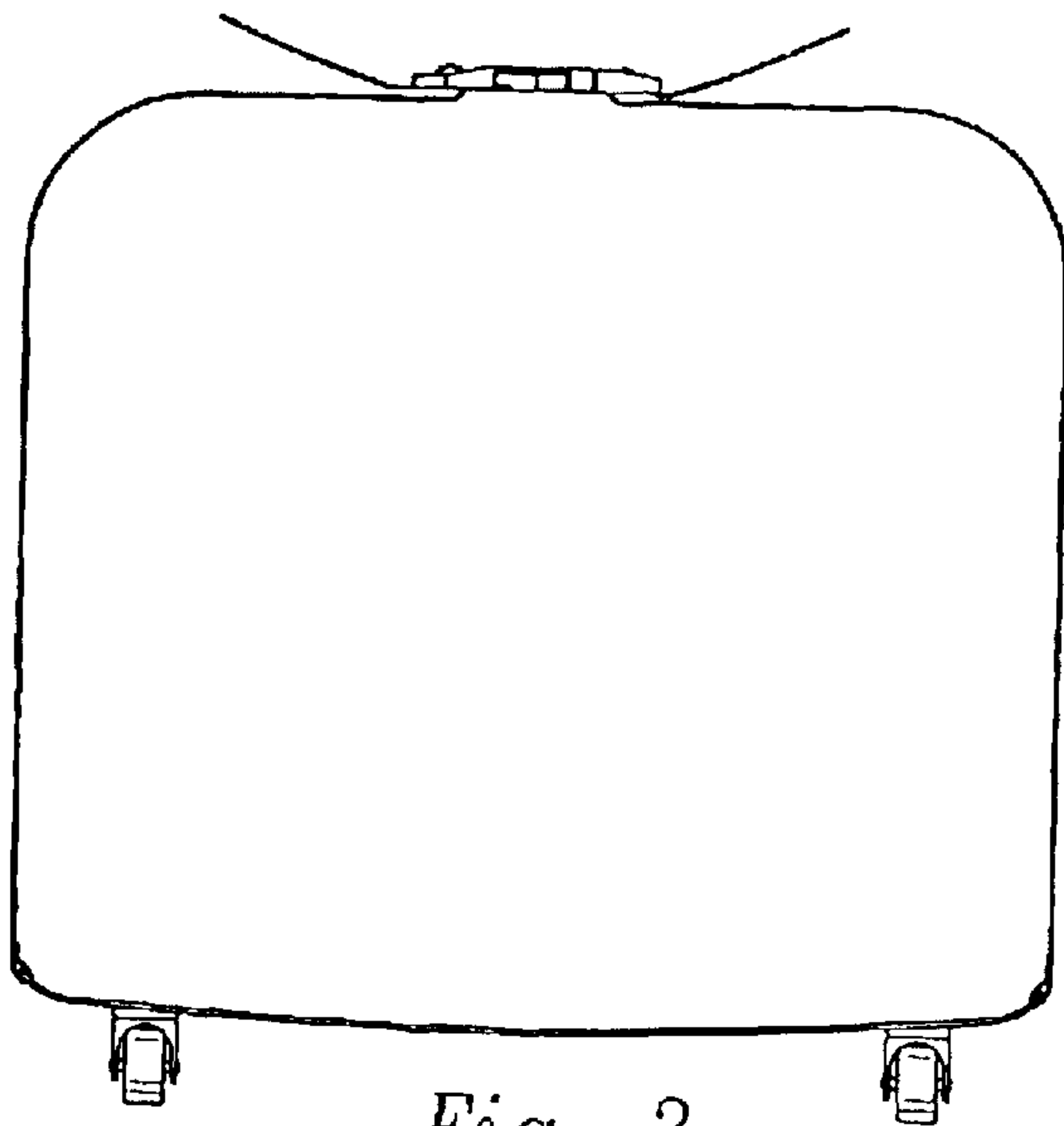


Fig. 3



Fig. 4



Fig. 5