

US00D491721S1

(12) **United States Design Patent**
Brattesani

(10) **Patent No.:** **US D491,721 S**
(45) **Date of Patent:** **** Jun. 22, 2004**

(54) **POD APPARATUS FOR EDUCATION AND AMUSEMENT**

(76) Inventor: **Steven J. Brattesani**, 3309 Fillmore St., San Francisco, CA (US) 94123

(**) Term: **14 Years**

(21) Appl. No.: **29/166,854**

(22) Filed: **Sep. 4, 2002**

(51) **LOC (7) Cl.** **03-01**

(52) **U.S. Cl.** **D3/203**

(58) **Field of Search** D3/203, 201, 205, D3/27; D28/76, 91, 82, 90; D9/503, 504, 519, 424, 414; D24/227; 66/117

(56) **References Cited**

U.S. PATENT DOCUMENTS

406,340 A *	7/1889	Day	66/117
D215,046 S *	8/1969	Zilg	D3/27
D257,790 S *	1/1981	Kesling	D3/203
D268,378 S *	3/1983	Sims	D3/27
D324,952 S *	3/1992	Berland	D3/203
D342,157 S *	12/1993	Tiramani et al.	D3/203
D408,285 S *	4/1999	Favre	D28/91
D425,295 S *	5/2000	Borja et al.	D3/203

* cited by examiner

Primary Examiner—Catherine R. Oliver
(74) *Attorney, Agent, or Firm*—John P. O'Banion

(57) **CLAIM**

The ornamental design for a pod apparatus for education and amusement, as shown and described.

DESCRIPTION

This application claims priority from U.S. provisional application Ser. No. 60/317,730 filed on Sep. 5, 2001, incorporated herein by reference.

FIG. 1 is a perspective view, as seen from the upper front, of my design for a pod apparatus for education and amusement with the cover shown in a closed condition and shaded to be shown as opaque.

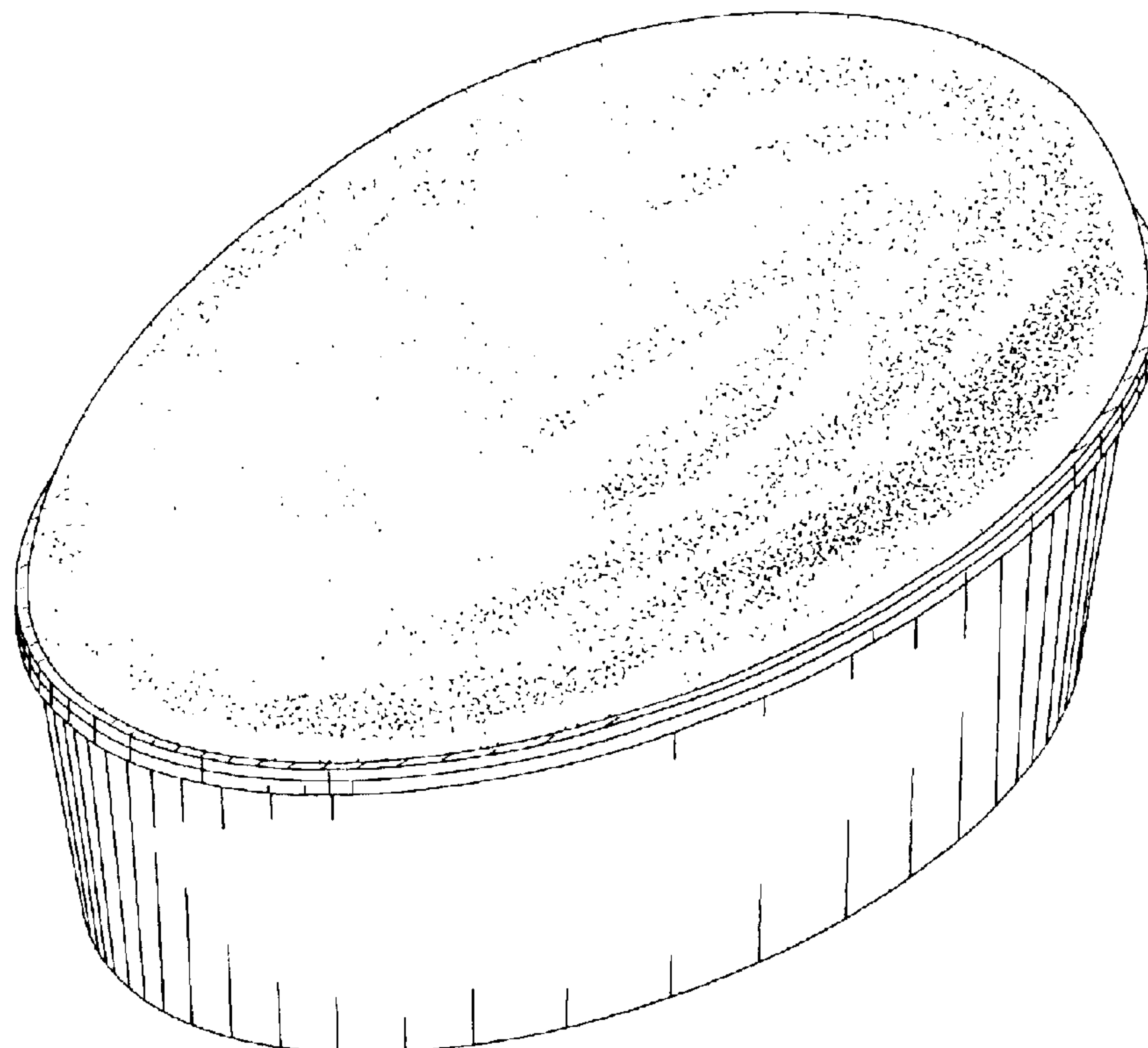
FIG. 2 is a front view of my design shown in FIG. 1, the rear being a mirror image thereof.

FIG. 3 is a right side view of my design shown in FIG. 1, the left side being a mirror image thereof.

FIG. 4 is a top plan view of my design shown in FIG. 1, where the cover is shaded to be shown as opaque; and,

FIG. 5 is a bottom view of my design shown in FIG. 1.

1 Claim, 3 Drawing Sheets



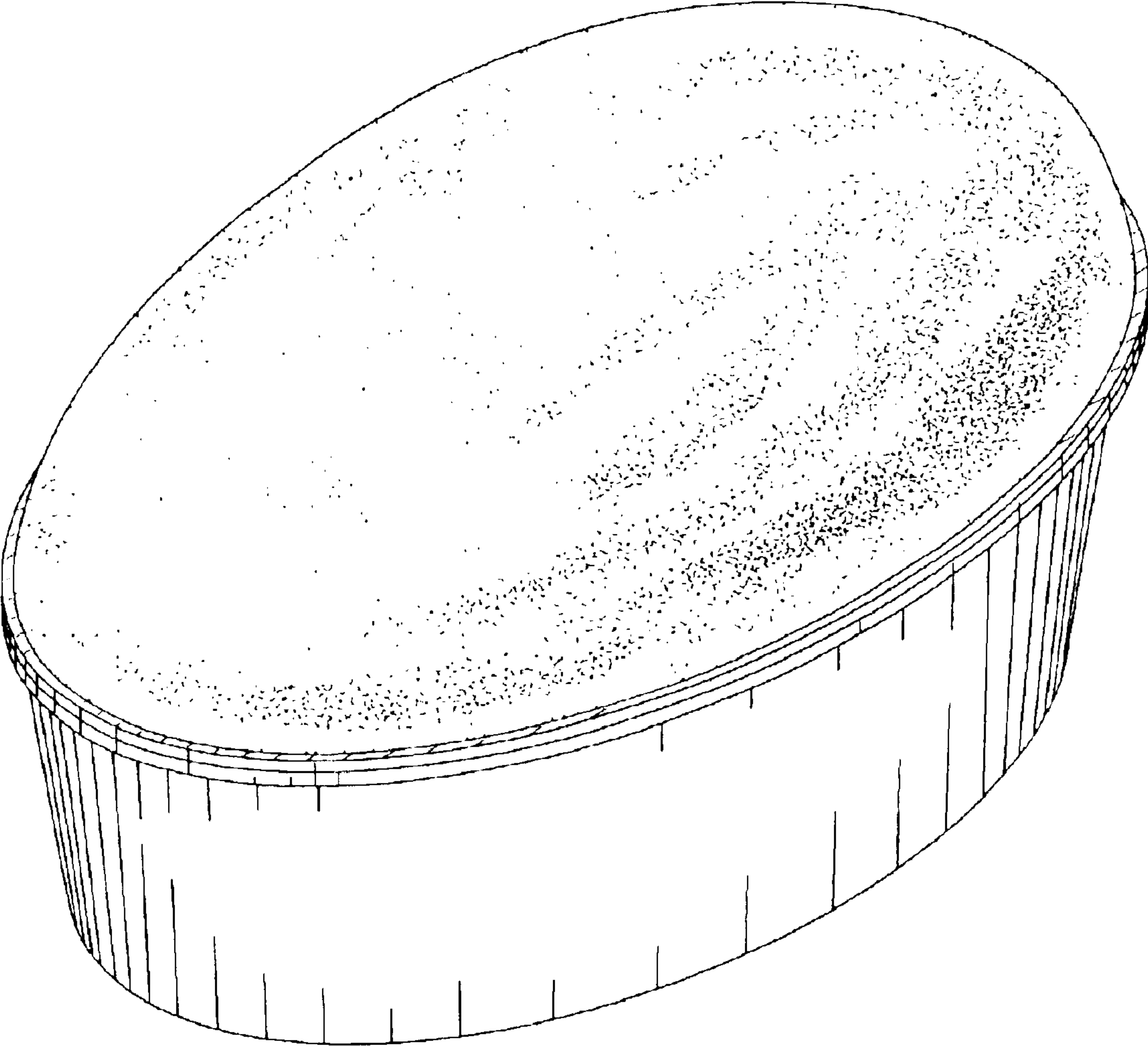


FIG. 1

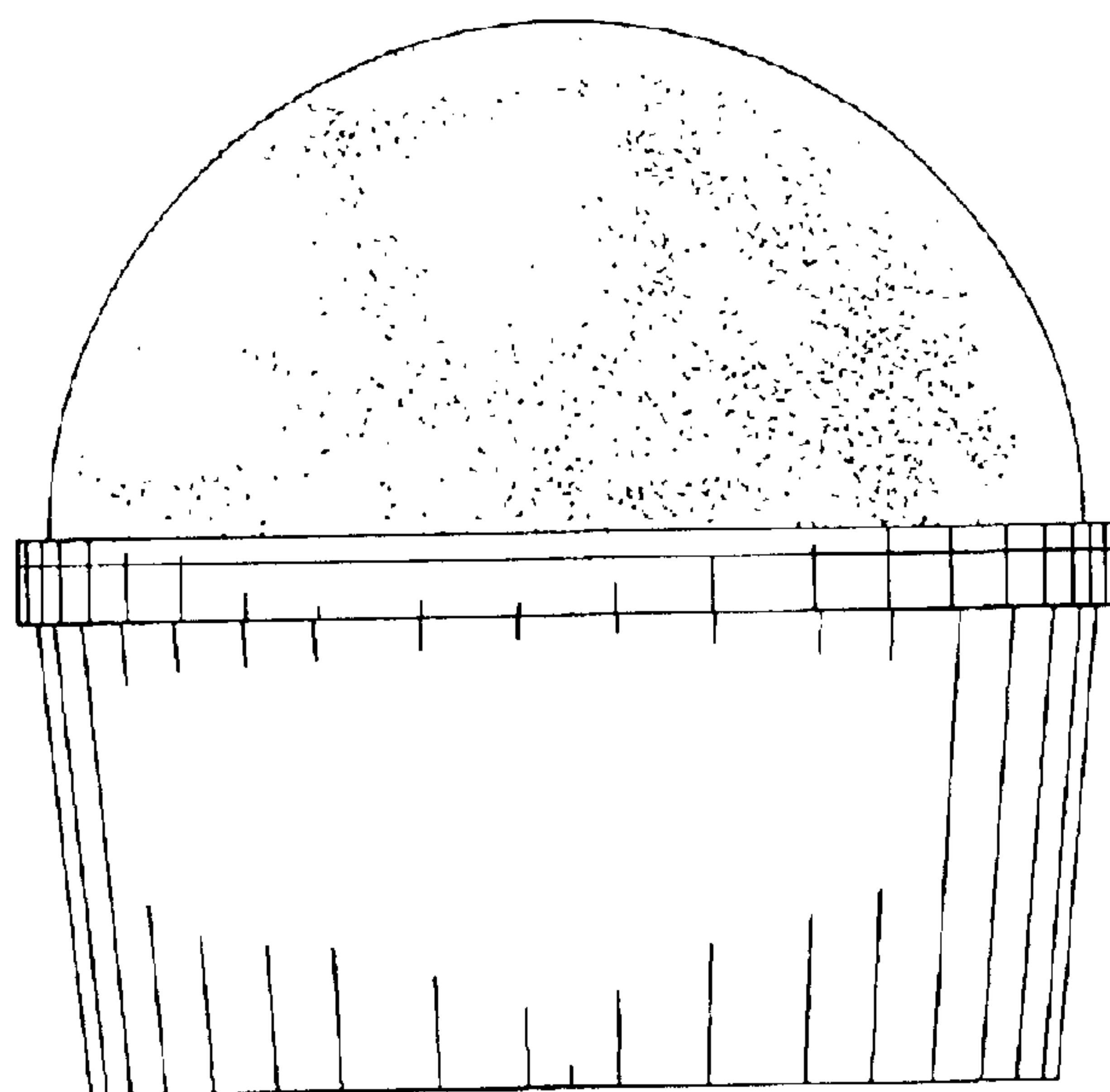


FIG. 2

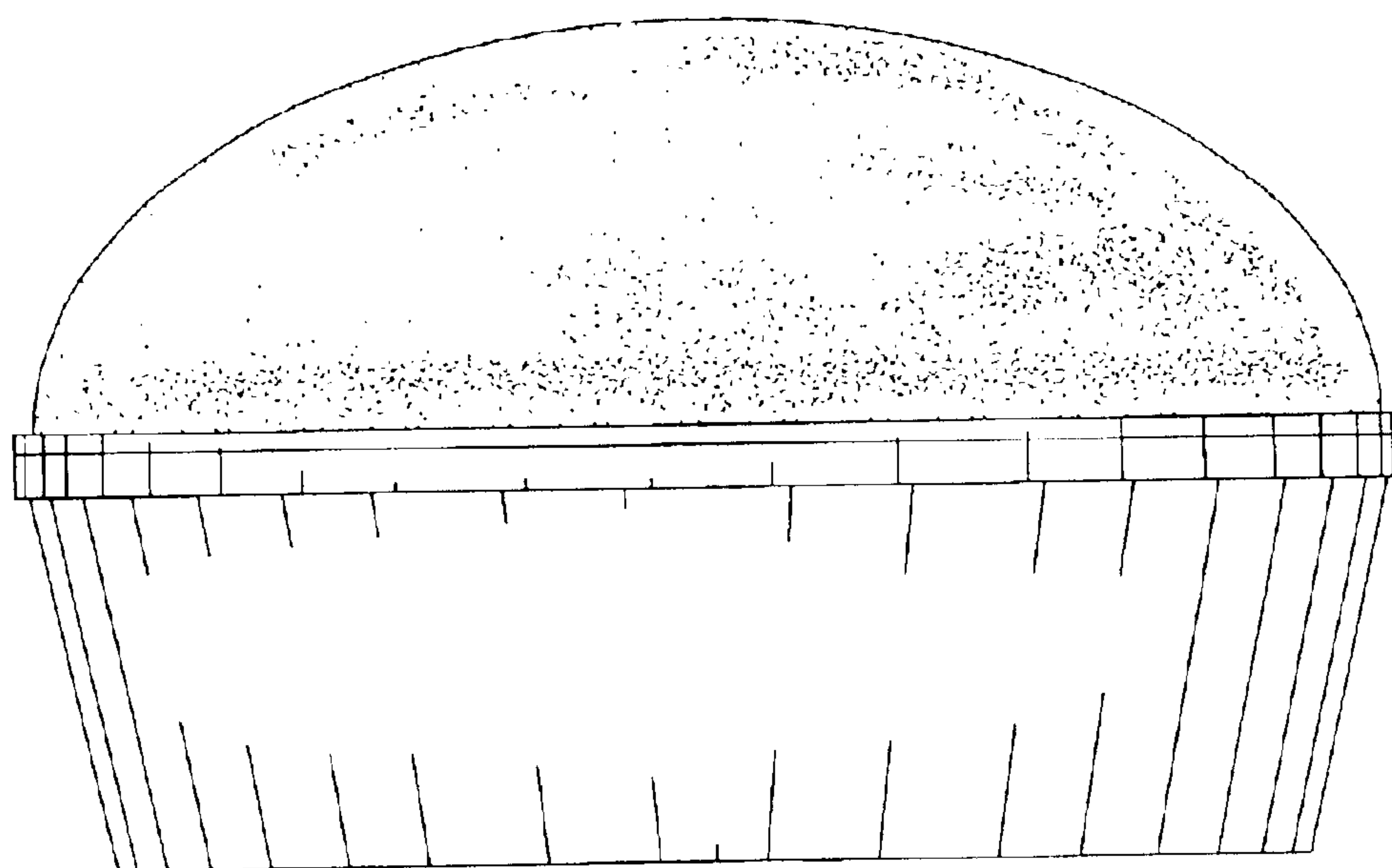


FIG. 3



FIG. 4

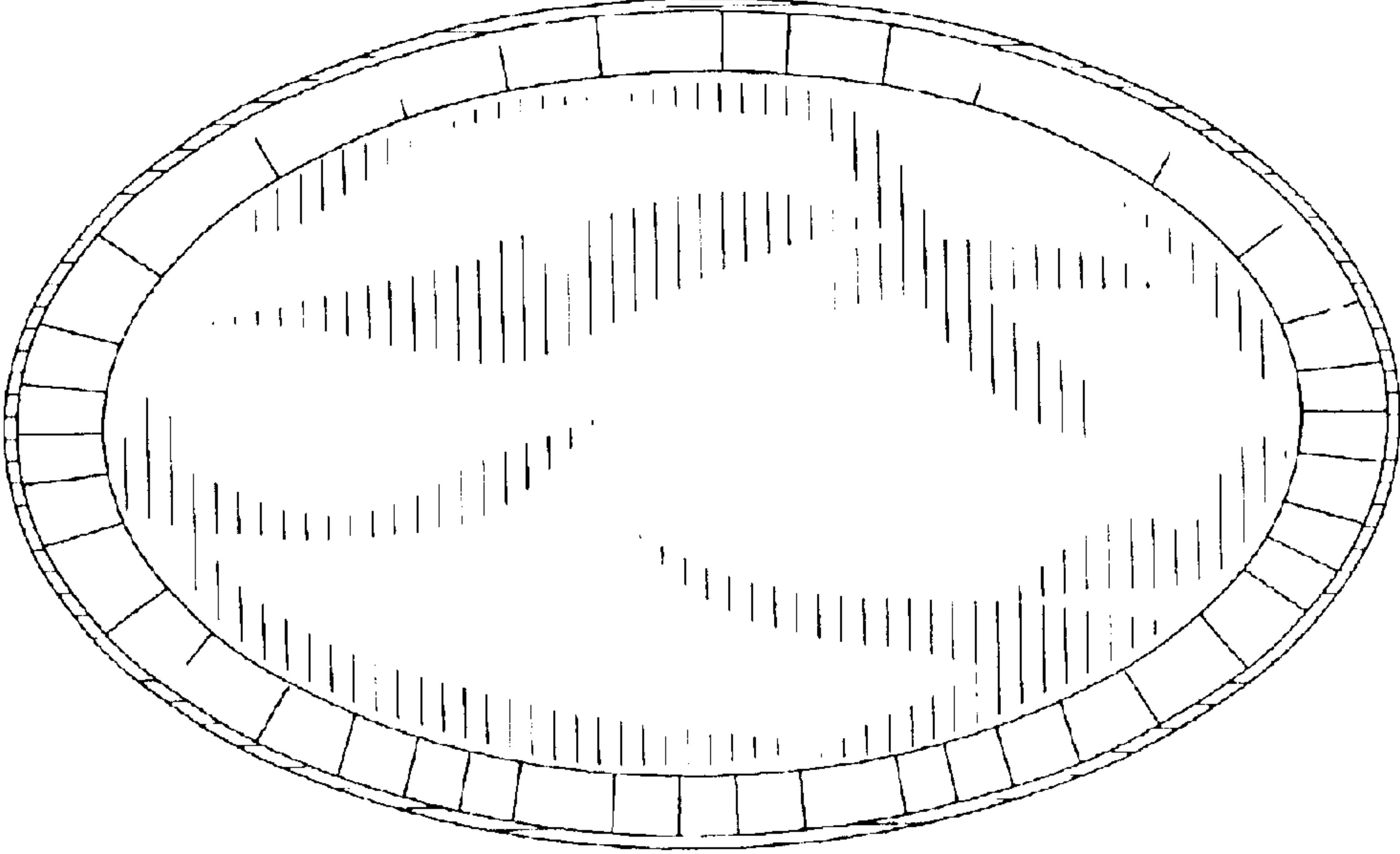


FIG. 5