



US00D491720S1

(12) **United States Design Patent**
Clarke

(10) **Patent No.:** **US D491,720 S**
(45) **Date of Patent:** **** Jun. 22, 2004**

(54) **UMBRELLA CANOPY**

(75) Inventor: **Dougan H. Clarke**, Miami, FL (US)

(73) Assignee: **Tuuci Engineering & Design, Inc.**,
Miami, FL (US)

(**) Term: **14 Years**

(21) Appl. No.: **29/183,298**

(22) Filed: **Jun. 10, 2003**

Related U.S. Application Data

(62) Division of application No. 29/153,830, filed on Jan. 11, 2002, now Pat. No. Des. 475,524.

(51) **LOC (7) Cl.** **03-03**

(52) **U.S. Cl.** **D3/5**

(58) **Field of Search** D3/5-6, 10-14,
D3/16-17; 135/98, 16, 19.5, 20.1, 22-48,
901, 913; 362/102; 297/184.16

(56) **References Cited**

U.S. PATENT DOCUMENTS

D14,944 S	*	4/1884	Drown	D3/5
D47,559 S	*	7/1915	Henderson	D3/5
D186,009 S	*	8/1959	Lorinez	D3/5
D373,465 S	*	9/1996	Chipman	D3/5
D422,784 S	*	4/2000	Au	D3/5
6,196,241 B1	*	3/2001	Doolan	135/16
D475,524 S	*	6/2003	Clarke	D3/5

* cited by examiner

Primary Examiner—Louis S. Zarfes

Assistant Examiner—Robert A Delehanty

(74) *Attorney, Agent, or Firm*—Malloy & Malloy, P.A.

(57) **CLAIM**

The ornamental design for an umbrella canopy, as shown and described.

DESCRIPTION

FIG. 1 is a perspective view of the umbrella canopy Design according to my invention showing (8) rib and strut members alternating in height, wherein the lengths of each rib are the same, and further showing in phantom lines an optional stand and base therefor;

FIG. 2 is a front view of the umbrella canopy design shown in FIG. 1 according to my invention;

FIG. 3 is a left side view thereof;

FIG. 4 is a top view thereof;

FIG. 5 is a right side view thereof;

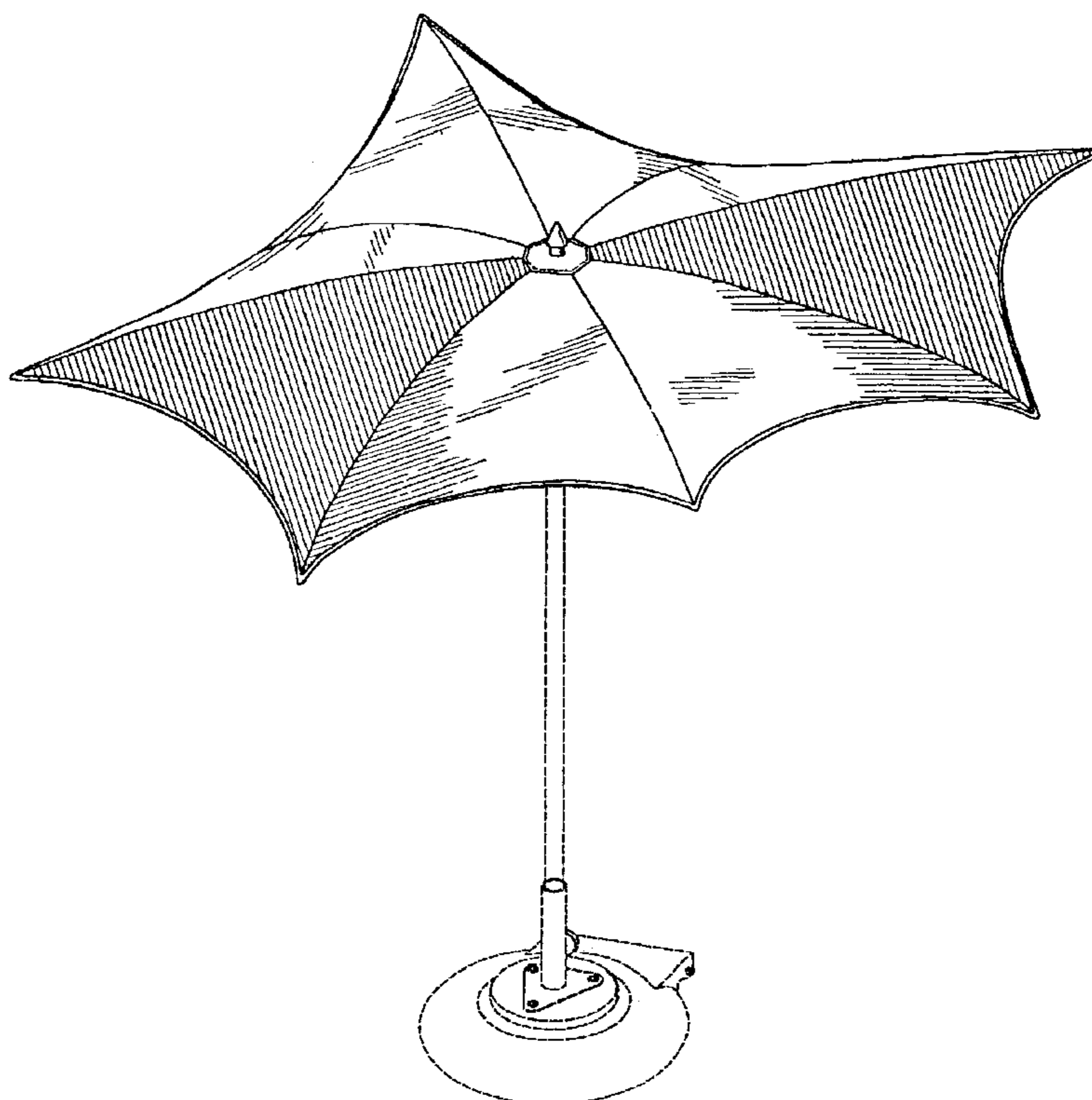
FIG. 6 is a bottom view thereof; and

FIG. 7 is a rear view thereof.

FIG. 8 is a side view taken at forty-five (45) from the front view shown in FIG. 2; and,

FIG. 9 is a perspective view of the umbrella canopy Design according to my invention shown in FIGS. 1-8 but illustrating the rib and strut members in a closed configuration and without a canopy carried thereon.

1 Claim, 4 Drawing Sheets



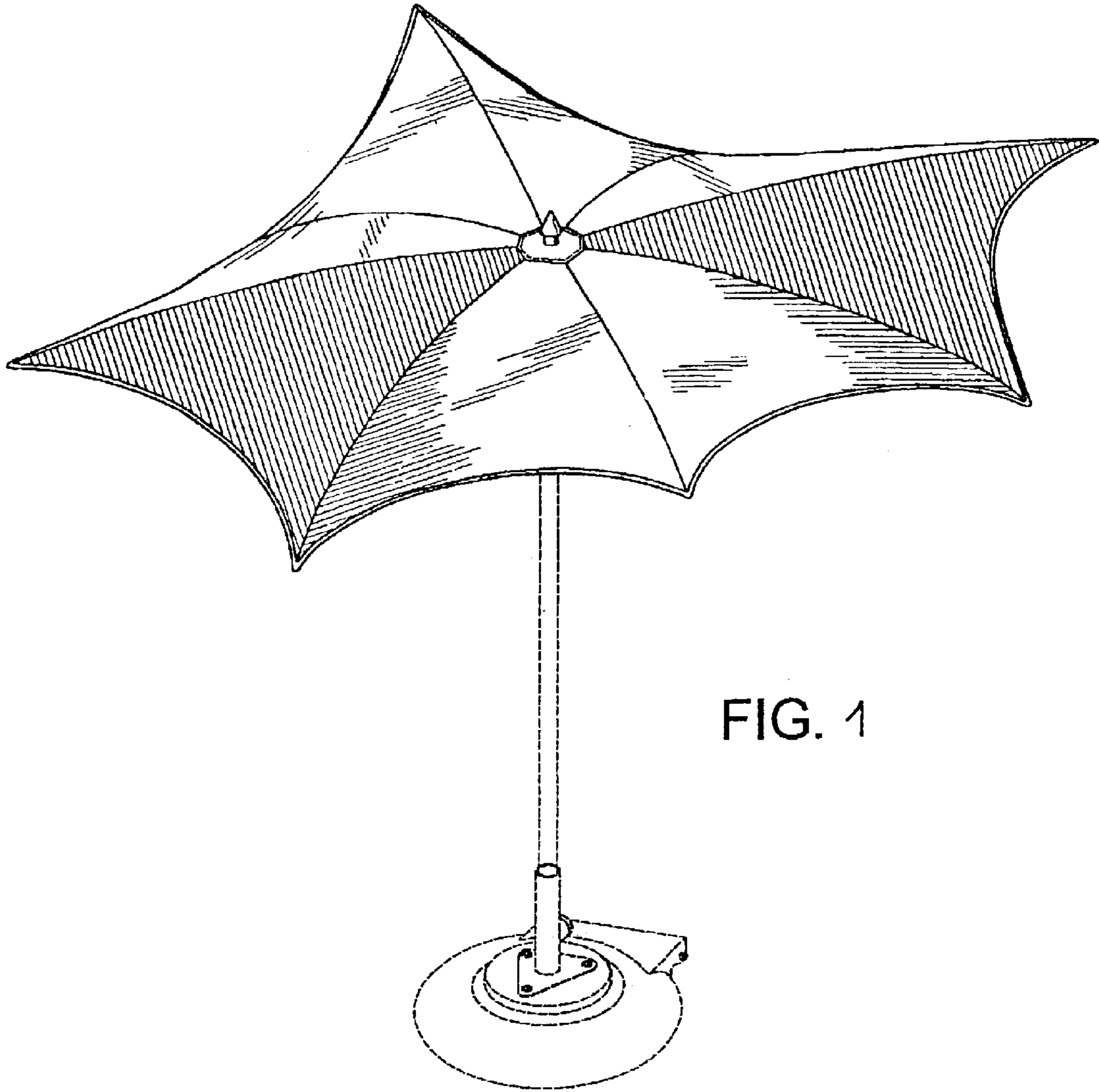


FIG. 1

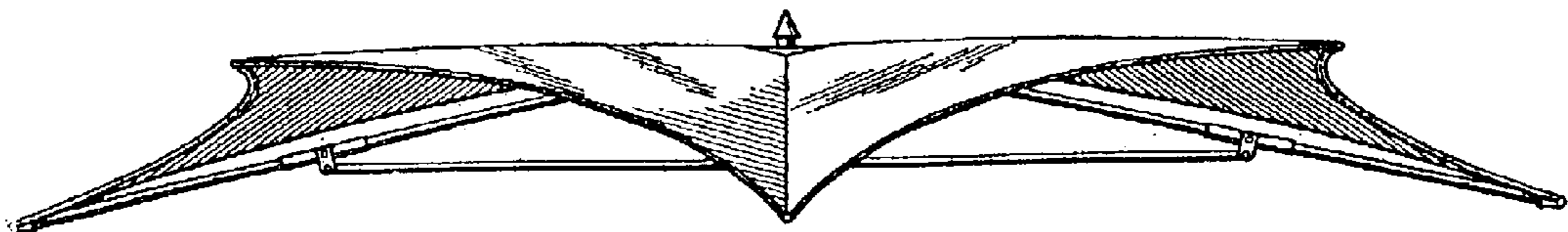


FIG. 7

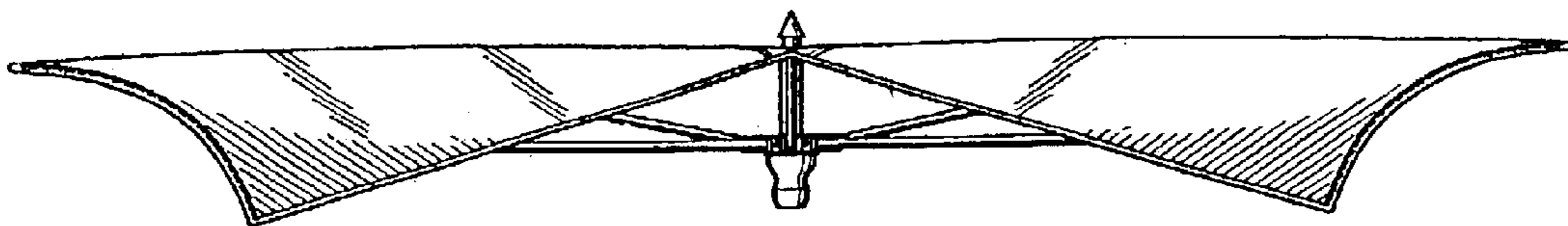


FIG. 8

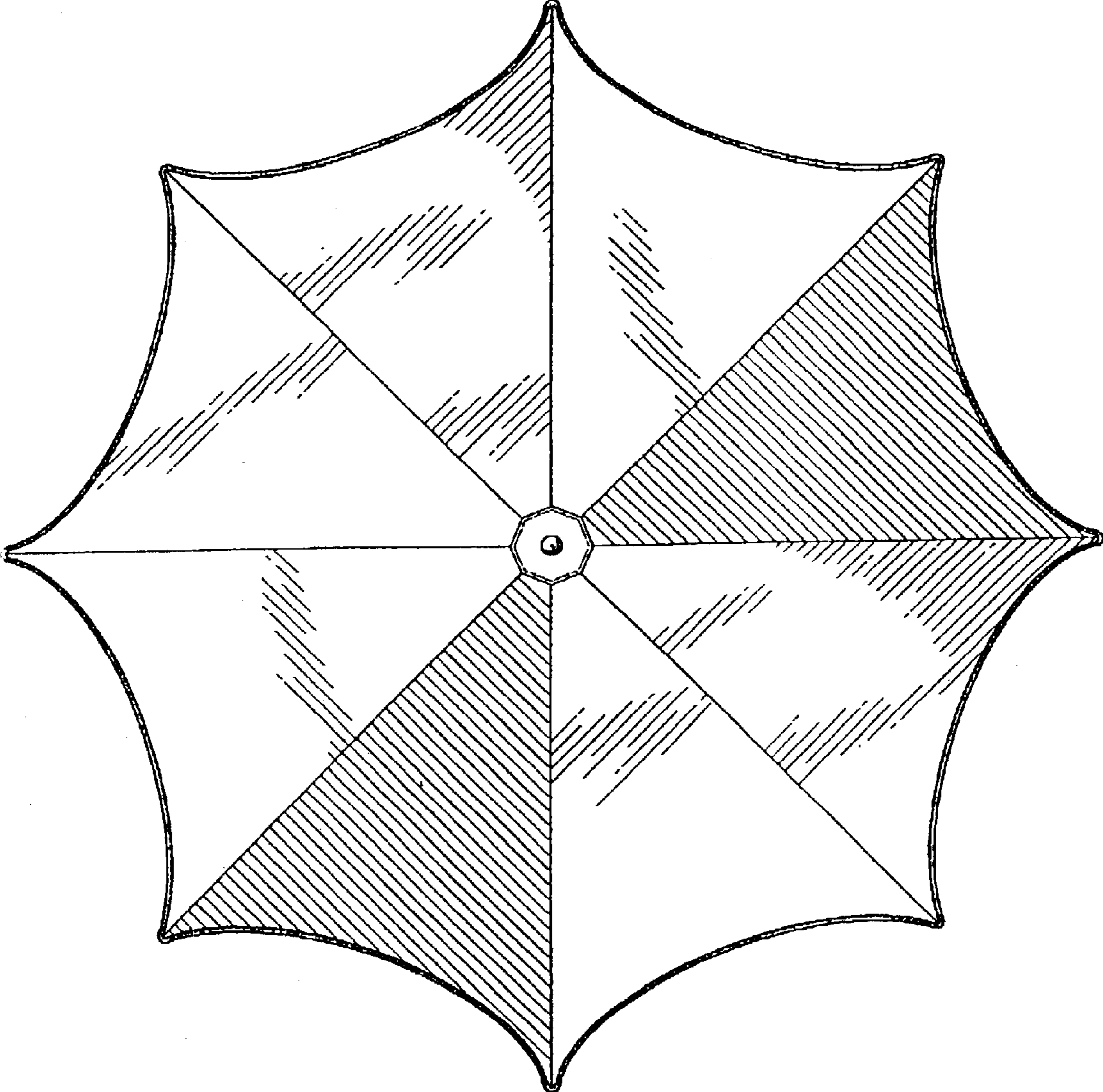


FIG. 4

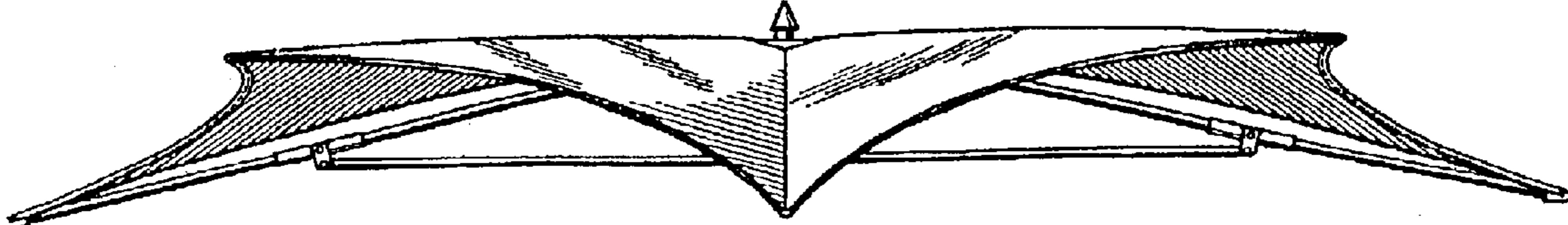


FIG. 2

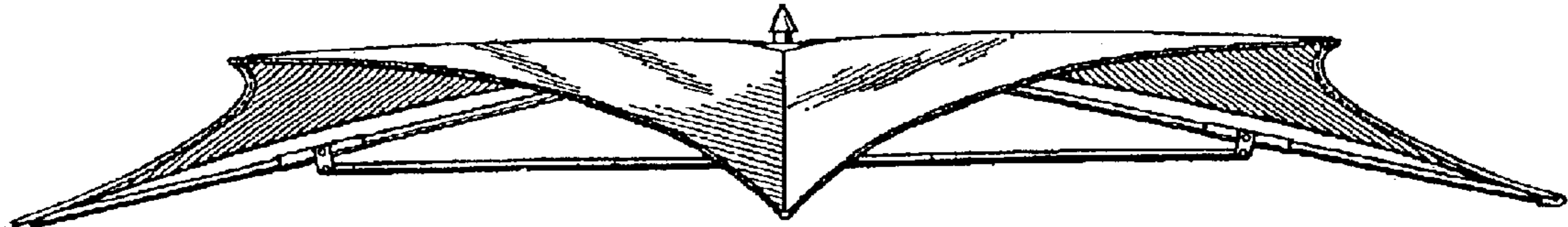


FIG. 3




FIG. 5

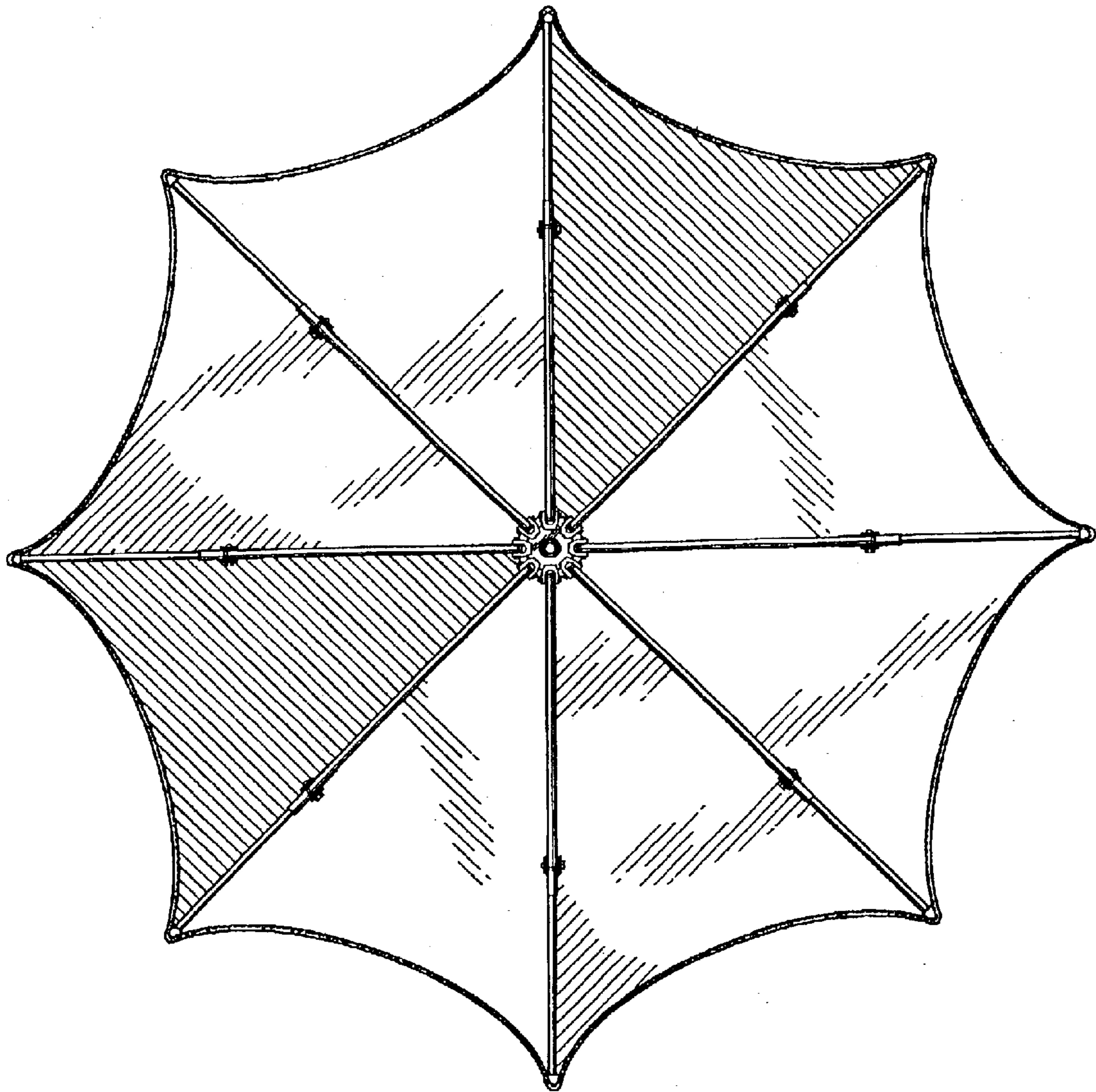


FIG. 6

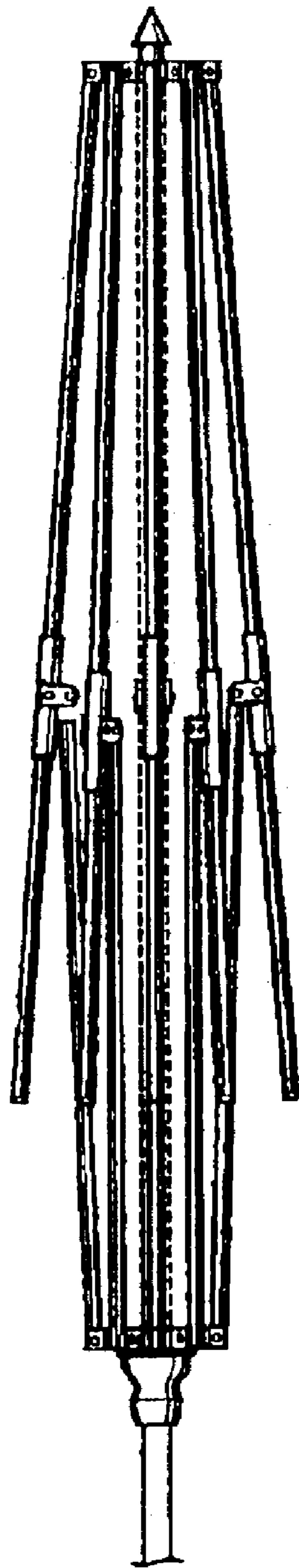


FIG. 9